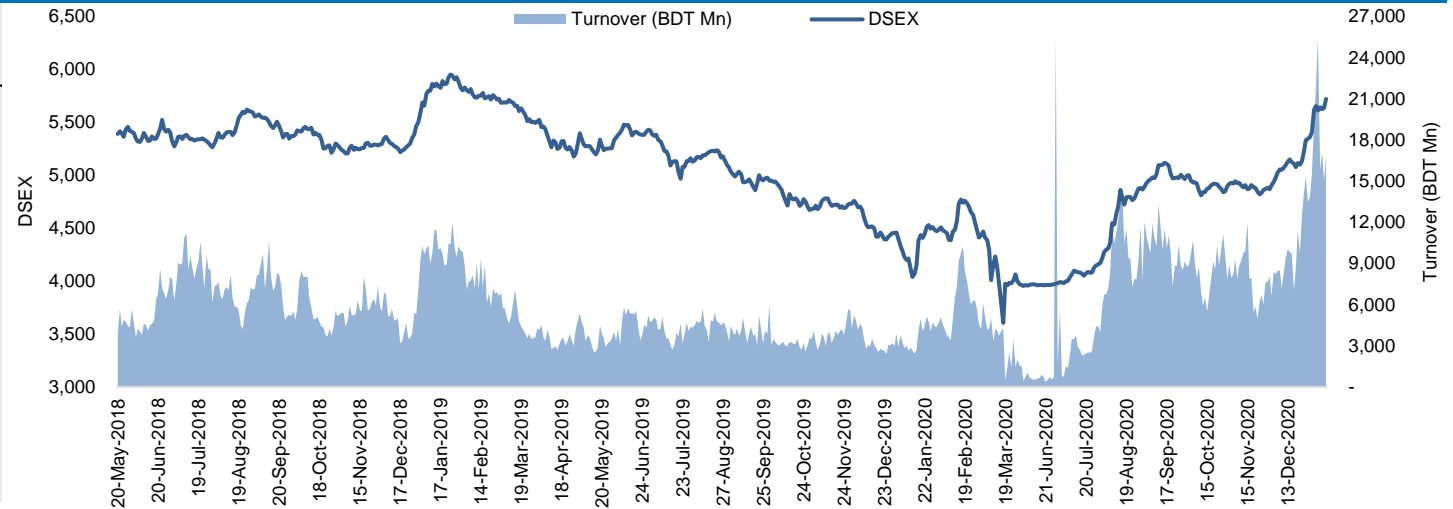


Daily Market Update

The market closed in green today. The benchmark index DSEX (+1.50%) gained 84.7 points and closed at 5,718.75. The blue-chip index DS30 (+2.75%), the Shariah-based index DSES (+1.84%), and the large-cap index CDSET (+2.31%) closed at 2,123.97, 1,297.41, and 1,212.87 points, respectively. All the large-cap sectors posted positive performance today except Bank (-1.43%) and NBF1 (-0.52%). Telecommunication booked the highest gain of 3.20% followed by Fuel & Power (+2.54%), Pharmaceutical (+2.33%), Food & Allied (+1.46%), and Engineering (+1.31%), respectively. Block trades contributed 3.6% of the overall market turnover. Bangladesh Export Import Company Ltd. (+10.0%) was the most traded share with a turnover of BDT 1,653 million.



Index	Closing	Opening	Point Δ	%Δ	YTD %Δ
DSEX	5,718.75	5,634.05	+84.70	+1.50%	+5.9%
DS30	2,123.97	2,067.19	+56.77	+2.75%	+8.1%
DSES	1,297.41	1,273.92	+23.50	+1.84%	+4.5%
CDSET	1,212.87	1,185.51	+27.36	+2.31%	+8.0%

	Advanced	Declined	Unchanged	Total
All Category	128	180	52	360
A Category (Equity)	91	131	39	261
B Category (Equity)	15	32	10	57
N Category (Equity)	4	3	0	7
Z Category (Equity)	18	14	3	35
Mutual Funds	3	30	4	37
Corporate Bonds	2	0	0	2

	Today	Last Day	Daily %Δ	
Mcap	Mn BDT	4,812,511	4,745,440	+1.4%
	Mn USD	56,644	55,855	
Turnover	Mn BDT	16,756	15,057	+11.3%
	Mn USD	197	177	
Volume	Mn Shares	575	597	-3.8%
No. of Trade		241,542	231,203	+4.5%

Figure: Sectorial Turnover (BDT Mn)

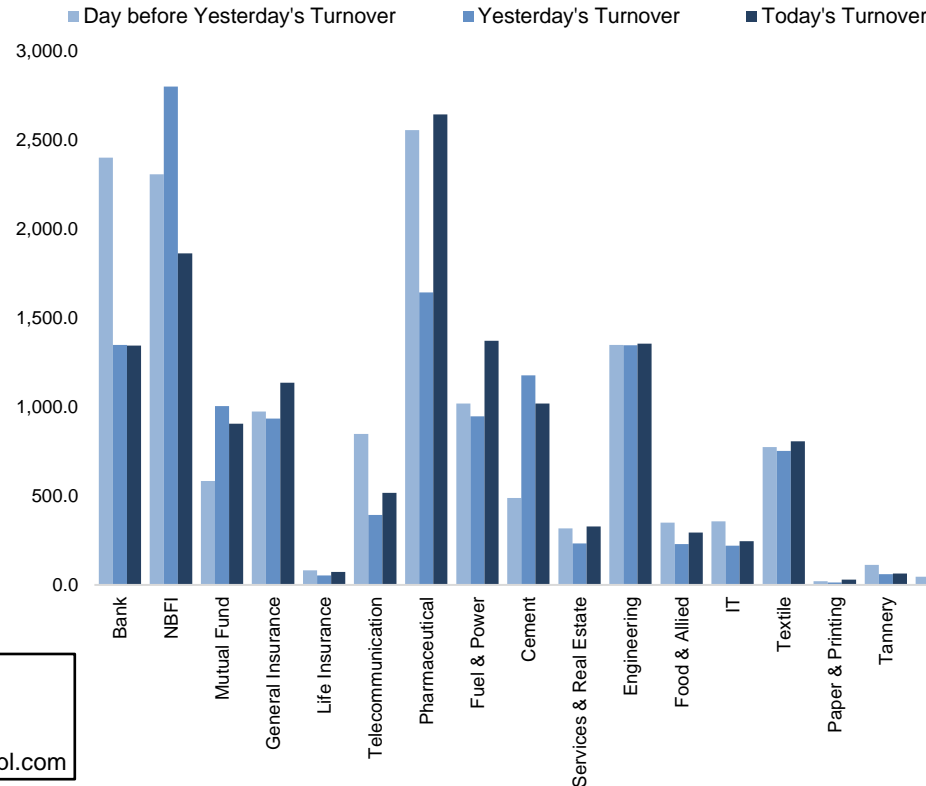
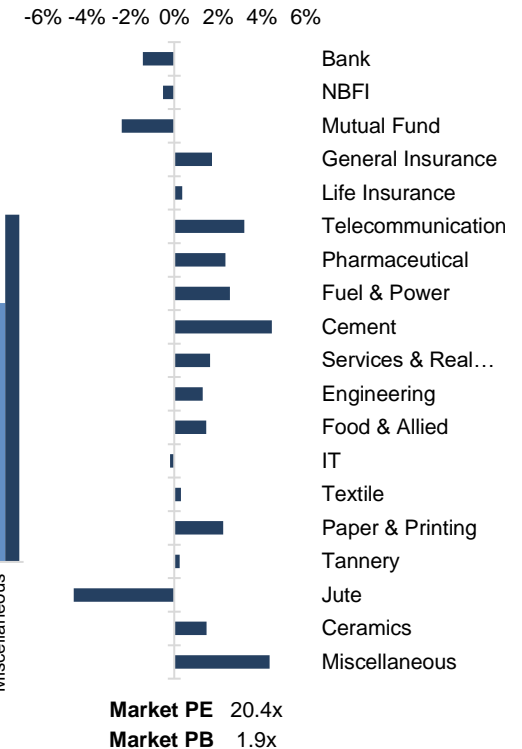


Figure: Sectorial Mcap Change



Md. Rafiqul Islam Research Associate (880) 1708805229 mrafiqulislam@bracepl.com	Md Mahirul Quddus Research Associate (880) 1709636546 mmahirul.quddus@bracepl.com
---	---

Sector Index	Closing	Opening	Points Δ	%Δ	No. of Companies	Mcap (BDT Mn)	% of Total Mcap	Turnover (BDT Mn)	% of Total Turnover	PE	PB	Top Twenty Market Cap	Mcap (BDT Mn)	% of Total Mcap	Turnover (BDT Mn)	PE	PB
Bank	1,434	1,455	-20.78	-1.43%	30	596,661	14.1%	1,343.7	8.3%	8.2x	0.8x	GP	499,746	11.8%	109.1	14.0x	11.8x
NBFI	2,368	2,380	-12.28	-0.52%	23	221,537	5.2%	1,862.0	11.5%	NM	3.7x	WALTONHIL	314,924	7.4%	69.8	46.4x	4.0x
Mutual Fund	1,049	1,075	-25.77	-2.40%	37	45,816	1.1%	905.2	5.6%	NM	0.9x	ROBI	301,181	7.1%	196.8	NM	4.6x
General Insurance	3,847	3,781	+65.34	+1.73%	37	94,990	2.2%	1,135.3	7.0%	20.0x	1.9x	BATBC	225,540	5.3%	119.0	19.6x	6.0x
Life Insurance	2,175	2,167	+8.01	+0.37%	12	58,882	1.4%	73.9	0.5%	NM	NM	SQURPHARMA	202,554	4.8%	383.6	14.5x	2.5x
Telecommunication	6,949	6,733	+215.58	+3.20%	3	829,472	19.6%	516.4	3.2%	22.5x	7.2x	UPGDCL	153,677	3.6%	122.1	21.7x	4.7x
Pharmaceutical	3,407	3,330	+77.70	+2.33%	31	622,319	14.7%	2,640.6	16.4%	21.8x	2.7x	RENATA	109,746	2.6%	11.8	26.0x	5.0x
Fuel & Power	1,716	1,674	+42.47	+2.54%	20	446,070	10.5%	1,371.6	8.5%	13.8x	1.5x	ICB	95,006	2.2%	49.1	42.8x	2.2x
Cement	1,730	1,656	+73.86	+4.46%	7	108,622	2.6%	1,018.3	6.3%	42.5x	2.7x	BXPBARMA	89,624	2.1%	1,376.5	24.0x	2.8x
Services & Real Estate	1,143	1,125	+18.41	+1.64%	9	46,938	1.1%	328.6	2.0%	99.7x	1.0x	LHBL	73,747	1.7%	744.8	35.7x	4.4x
Engineering	3,881	3,831	+50.04	+1.31%	41	491,446	11.6%	1,354.5	8.4%	40.1x	2.2x	MARICO	68,472	1.6%	37.4	23.5x	43.0x
Food & Allied	15,398	15,176	+222.06	+1.46%	19	319,918	7.5%	293.7	1.8%	25.3x	6.9x	BERGERPBL	66,497	1.6%	3.4	29.8x	7.5x
IT	2,335	2,339	-4.50	-0.19%	10	25,824	0.6%	246.0	1.5%	25.2x	2.2x	BEXIMCO	63,621	1.5%	1,652.8	NM	1.0x
Textile	1,110	1,106	+3.46	+0.31%	56	114,154	2.7%	805.6	5.0%	297.8x	0.8x	BRACBANK	61,521	1.5%	45.2	14.5x	1.4x
Paper & Printing	5,528	5,407	+121.27	+2.24%	4	15,672	0.4%	29.2	0.2%	64.5x	1.1x	SUMITPOWER	46,453	1.1%	137.2	8.6x	1.3x
Tannery	1,762	1,757	+4.34	+0.25%	6	19,129	0.5%	63.9	0.4%	NM	1.8x	ISLAMIBANK	45,241	1.1%	12.3	8.0x	0.7x
Jute	10,482	10,987	-505.24	-4.60%	3	2,466	0.1%	37.4	0.2%	NM	12.8x	OLYMPIC	38,928	0.9%	23.9	19.1x	4.7x
Ceramics	494	487	+7.19	+1.48%	5	25,484	0.6%	168.7	1.0%	66.5x	1.7x	DUTCHBANGL	36,795	0.9%	7.5	8.0x	1.2x
Miscellaneous	2,802	2,685	+117.16	+4.36%	13	156,353	3.7%	1,950.4	12.1%	50.8x	1.7x	UNILEVERCL	34,635	0.8%	9.5	37.6x	24.5x
												TITASGAS	34,227	0.8%	34.4	9.6x	0.5x

Top Ten Gainers	Close Price (BDT)	Δ%	Turnover (BDT Mn)	PE	PB
ALLTEX	11.0	+10.0%	5.2	NM	0.7x
BEXIMCO	72.6	+10.0%	1,652.8	NM	1.0x
ROBI	57.5	+9.9%	196.8	NM	4.6x
BSRMLTD	70.9	+9.9%	138.6	16.5x	0.7x
POWERGRID	55.5	+9.9%	489.1	12.3x	0.5x
RNSPIN	4.5	+9.8%	16.1	NM	13.6x
SPCERAMICS	31.5	+9.8%	120.7	NM	1.1x
PARAMOUNT	131.2	+9.7%	21.5	36.6x	5.3x
DELTASPINN	9.1	+9.6%	42.6	22.5x	0.7x
CAPMBDBLMF	11.5	+9.5%	97.9	NM	1.4x

Top Twenty Free Float Mcap	Free Float Mcap (BDT Mn)	% of Total Free Float Mcap	PE	PB
SQURPHARMA	132,531	8.7%	14.5x	2.5x
BXPBARMA	77,803	5.1%	24.0x	2.8x
BATBC	59,655	3.9%	19.6x	6.0x
RENATA	53,578	3.5%	26.0x	5.0x
GP	49,975	3.3%	14.0x	11.8x
BEXIMCO	44,185	2.9%	NM	1.0x
BRACBANK	34,273	2.3%	14.5x	1.4x
ROBI	30,118	2.0%	NM	4.6x
OLYMPIC	28,133	1.8%	19.1x	4.7x
LHBL	26,048	1.7%	35.7x	4.4x
ISLAMIBANK	22,023	1.4%	8.0x	0.7x
EBL	20,915	1.4%	6.4x	1.1x
CITYBANK	19,341	1.3%	8.6x	1.0x
NBL	17,987	1.2%	7.3x	0.5x
PUBALIBANK	17,330	1.1%	10.6x	0.7x
SUMITPOWER	17,090	1.1%	8.6x	1.3x
IFIC	16,262	1.1%	13.8x	0.9x
UPGDCL	15,368	1.0%	21.7x	4.7x
LANKABAFIN	14,249	0.9%	30.1x	2.2x
ALARABANK	13,740	0.9%	6.5x	1.0x

Most Traded Share	Close Price (BDT)	Δ%	Turnover (BDT Mn)	PE	PB
BEXIMCO	72.6	+10.0%	1,652.8	NM	1.0x
BXPBARMA	200.9	+7.9%	1,376.5	24.0x	2.8x
LANKABAFIN	39.8	+3.9%	990.3	30.1x	2.2x
LHBL	63.5	+6.9%	744.8	35.7x	4.4x
IFIC	15.9	-0.6%	546.6	13.8x	0.9x
POWERGRID	55.5	+9.9%	489.1	12.3x	0.5x
SQURPHARMA	228.5	+3.6%	383.6	14.5x	2.5x
CONFIDCEM	126.3	-2.5%	259.9	14.3x	1.6x
BSCCL	173.1	+5.4%	210.5	25.6x	4.2x
SAIFPOWER	22.4	+5.2%	204.5	24.7x	1.4x

Top Ten Losers	Close Price (BDT)	Δ%	Turnover (BDT Mn)	PE	PB
SONALIANSH	561.7	-7.2%	25.8	NM	2.5x
OAL	8.4	-6.7%	20.6	NM	0.6x
FIRSTFIN	7.4	-6.3%	0.2	NM	1.8x
VAMLRBBF	11.4	-5.8%	8.6	NM	1.2x
PRIMEBANK	17.3	-4.9%	15.5	16.3x	0.7x
YPL	13.5	-4.9%	26.9	NM	1.2x
AOL	53.0	-4.8%	51.5	28.9x	3.0x
ZAHINTEX	6.2	-4.6%	3.8	NM	0.3x
EBLNRBMF	6.3	-4.5%	14.0	NM	0.7x
GHAIL	16.9	-4.5%	48.7	NM	1.2x

Block Trade	Maximum Price (BDT)	Minimum Price (BDT)	Turnover (BDT Mn)	Quantity ('000)	No. of
BEACONPHAR	81	81	4.1	50	1
BEXIMCO	70	68.2	420.8	6,047	11
BSCCL	180	180	2.3	13	1
BSRMLTD	64.6	64.6	19.4	300	1
CITYBANK	28	24.5	4.6	170	3
CONFIDCEM	130.1	130.1	0.5	4	1
CRYSTALINS	52	52	0.6	11	1
DBH	94.6	88	5.2	58	5
FINEFOODS	51.1	51.1	1.5	29	1
IBP	19.1	19.1	7.5	392	2

Block Trade	Maximum Price (BDT)	Minimum Price (BDT)	Turnover (BDT Mn)	Quantity ('000)	No. of Trade
IDLC	66.9	66.9	1.6	24	1
IFADAUTOS	53	53	15.9	300	5
IFIC	17.5	17.5	0.6	35	1
KPCL	49.4	49.4	0.8	17	1
LHBL	54	54	0.5	10	1
LINDEBD	1188.9	1188.9	4.8	4	2
MAKSONSPIN	10.5	10.5	4.2	400	3
MLDYEING	45	45	0.8	18	1
NCCBANK	13.5	13.5	2.7	200	1
NPOLYMAR	56	51	4.7	90	8
ONEBANKLTD	10.3	10.3	1.0	100	1
PHPMF1	6.1	6.1	0.6	94	1
PRAGATILIF	83	83	2.8	33	5
RENATA	1125	1125	31.9	28	1
ROBI	57.5	50.1	23.5	434	14
SEMILLECMF	10.8	10.8	0.6	53	1
SKTRIMS	61.9	61.9	3.1	50	1
SONALIPAPR	249.2	249.2	1.0	4	2
SSSTEEL	22.5	21.2	31.7	1,442	7
STANDBANKL	10.7	10.7	5.4	500	1
UPGDCL	287.2	264	5.0	18	2
WALTONHIL	1040	1040	1.6	2	1
Total			611.1		88

Important DSE News
CONFIDCEM

The Board of Directors has recommended 15% cash and 5% stock dividend for the year ended on June 30, 2020. Date of AGM: 28.02.2021, Time: 11:00 AM, Venue: Digital Platform, Record Date: 31.01. 2021. The Company has reported consolidated EPS of Tk. 8.30, Consolidated NAV per share of Tk. 66.73 and Consolidated NOCFPS of Tk. 10.87 for the year ended on June 30, 2020 as against Tk. 6.76, Tk. 68.51 and Tk. 0.34 respectively for the same period of the previous year. The Company has also informed that i) Bonus Shares have been recommended in view of utilizing its retained amount as capital to continue investment to 5.6 MW Captive Power Plant and factory premises. ii) Bonus shares is declared out of accumulated profit. iii) Bonus shares is not declared from capital reserve or revaluation reserve or any unrealized gain or out of profit earned prior to incorporation of the company or through reducing paid up capital or through doing anything so that the post-dividend retained earnings become negative or a debit balance.

(Q1 Un-audited): Consolidated EPS was Tk. 3.88 for July-September 2020 as against Tk. 2.51 for July-September 2019; Consolidated NOCFPS was Tk. 0.35 for July-September 2020 as against Tk. (2.74) July-September 2019. Consolidated NAV per share was Tk. 70.65 as on September 30, 2020 and Tk. 66.73 as on June 30, 2020.

EXCH

DSENEWS: The maintenance work of DSEs Order Management System (OMS) will be started immediately and shall be continued for next 3 weeks to improve its performance. As such, the DSE mobile app trading service will be available to the users from 10:15 AM to 2:00 PM only during the period from Monday, January 11, 2021 to Monday, February 1, 2021. After that the DSE mobile app service will be available for all sessions and full trading hours i.e. from 9:45 AM to 2:40 PM.

AZIZPIPES

The Company has informed that the Board of Directors has decided following decision: due to COVID-19 pandemic, PVC resin (the main raw material) use in production was not delivered on time by the supplier and for lack of stocks of PVC resin sudden hampers production activities. Due to abnormal increase in the price of raw materials in the local market, the price of production will be much higher than the current market price. As a result, the Company will suffer in marketing the produced product. In this circumstances, production of the Company temporarily stopped from C-shift on January 10, 2021. Production activities will resume once the supply of PVC resin improves and the situation improves.

BBSCABLES

Mr. Md. Ashraf Ali Khan, one of the Sponsors of BBS Cables Limited, has reported his intention to sell 32,00,900 shares out of his total holding of 64,00,900 whereas Mr. Md. Abu Noman Howlader (Managing Director) and Mr. Mohammad Badrul Hassan (Chairperson), both are Sponsors Directors of the Company have reported their intentions to buy 16,00,900 and 16,00,000 shares respectively at prevailing market price (in the Block Market) through Stock Exchange (CSE) within next 30 working days.

IBP

Mr. Md. Bellal Khan, one of the Sponsors of the Company, has expressed his intention to sell 3,91,851 (Bonus) shares out of his total holding of 37,64,860 shares of the Company at prevailing market price (in the Block Market) through Stock Exchange (DSE) within next 30 working days.

PLFSL

(DSENEWS): Referring to the earlier news disseminated on 27.12.2020 regarding Trading suspension of Shares of the Company, upon authorization of the Board, the Management of DSE has decided to extend the suspension period of trading of shares of the Company for further period of 15 days effective from January 12, 2021 in accordance with Sub-Section (7) & (8) of the Section 9 of the Securities and Exchange Ordinance, 1969 and Regulation 50 of the Dhaka Stock Exchange (Listing) Regulations, 2015.

Upcoming Corporate Events

DSE Ticker	Right Share	Dividend		Event	Date
		Stock	Cash		
BEACHHATCH	-	0.0%	0.0%	Record Date	18-Jan-21
PADMAOIL	-	0.0%	125.0%	Record Date	18-Jan-21
MPETROLEUM	-	0.0%	150.0%	Record Date	21-Jan-21

Upcoming IPOs

Company Name	Event	Opening Date	Closing Date
eGeneration Limited	Subscription	12-01-21	18-01-21
Lub-ref (Bangladesh)	Subscription	26-01-21	01-02-21
NRB Commercial Bank Ltd	Subscription	03-02-21	09-02-21

Disclaimer: This report has been prepared by BRAC EPL Stock Brokerage Ltd and is provided for information purposes. It is not, under any circumstances, to be used or considered as an offer to sell, or a solicitation of any offer to buy. Reasonable care has been taken to ensure that the information is not untrue and misleading. BRAC EPL Stock Brokerage Ltd makes no representation or warranty as to the accuracy or completeness of such information. All opinions and estimates included in this report constitute our judgment as of this date and are subject to change without notice.