

Daily Market Update

The market closed in green today. The benchmark index DSEX (+0.79%) gained 55 points and closed at 7,049.15. The blue-chip index DS30 (+0.77%), the Shariah-based index DSES (+1.03%), and the large-cap index CDSET (+0.79%) closed at 2,626.66, 1,495.87, and 1,413.60 points, respectively. All the large-cap sectors posted positive performance today. Fuel & Power booked the highest gain of 2.43% followed by NBF1 (+0.82%), Pharmaceutical (+0.78%), Engineering (+0.60%), Bank (+0.57%), Telecommunication (+0.57%), and Food & Allied (-0.02%), respectively. Block trades contributed 0.3% of the overall market turnover. Power Grid Company of Bangladesh Ltd. (+1.3%) was the most traded share with a turnover of BDT 1,336 million.

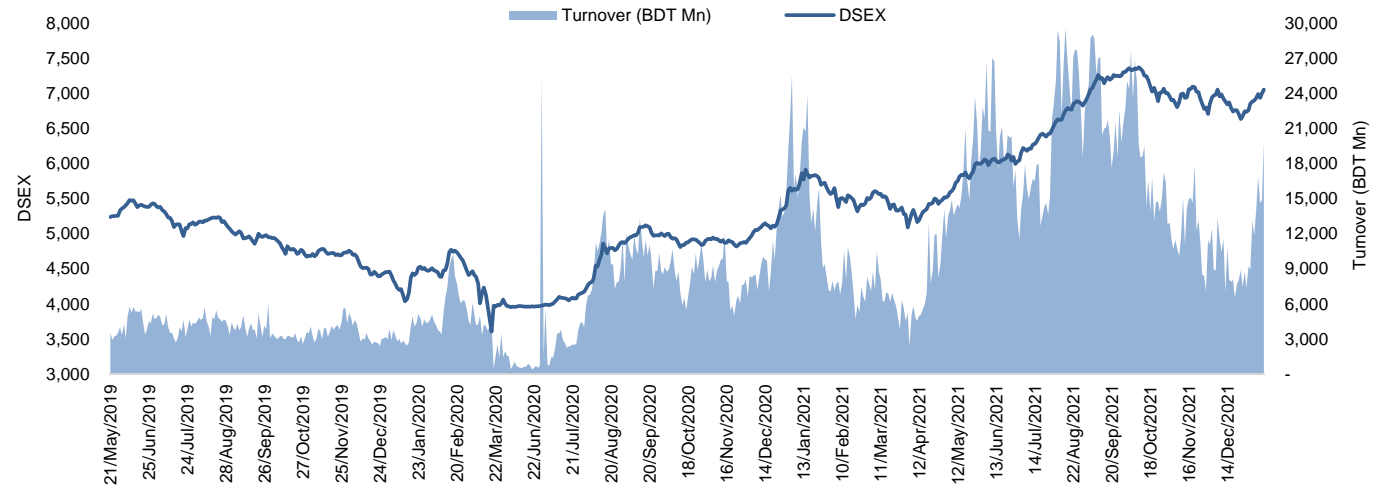


Figure: Sectorial Turnover (BDT)

Figure: Sectorial Mcap Change

Index	Closing	Opening	Point Δ	%Δ	YTD %Δ
DSEX	7,049.15	6,994.15	+55.00	+0.79%	+4.3%
DS30	2,626.66	2,606.55	+20.12	+0.77%	+3.7%
DSES	1,495.87	1,480.69	+15.18	+1.03%	+4.5%
CDSET	1,413.60	1,402.58	+11.02	+0.79%	+4.0%

	Advanced	Declined	Unchanged	Total
All Category	189	146	43	378
A Category (Equity)	137	89	28	254
B Category (Equity)	32	41	10	83
N Category (Equity)	8	3	0	11
Z Category (Equity)	12	13	5	30
Mutual Funds	30	1	5	36
Corporate Bonds	4	1	0	5

	Today	Last Day	Daily %Δ	
Mcap	Mn BDT	5,624,831	5,587,543	+0.7%
	Mn USD	65,405	64,971	
Turnover	Mn BDT	19,769	14,875	+32.9%
	Mn USD	230	173	
Volume	Mn Shares	433	309	+40.3%
No. of Trade		290,694	237,951	+22.2%

Figure: Sectorial Turnover (BDT)

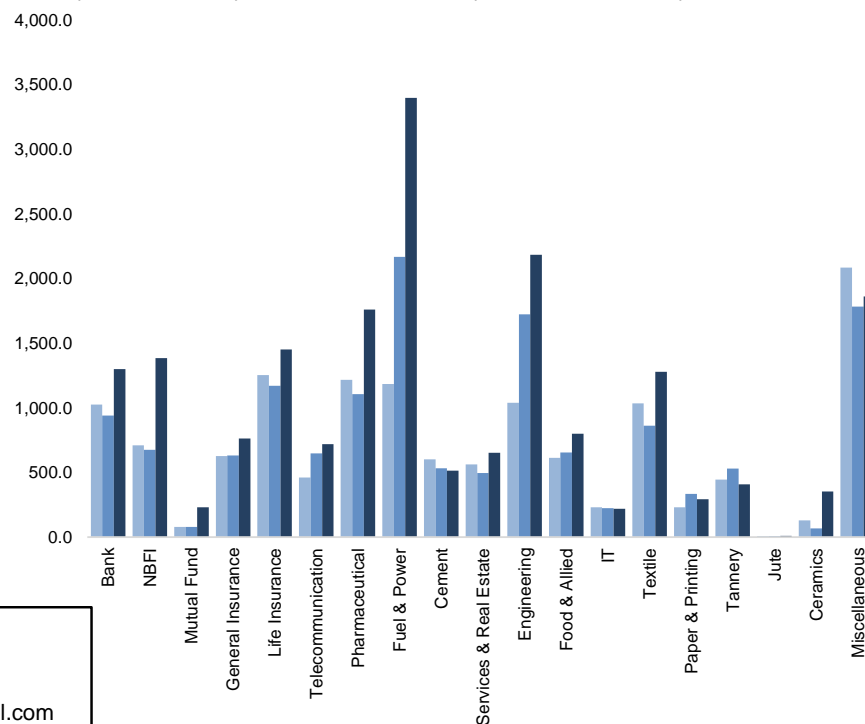
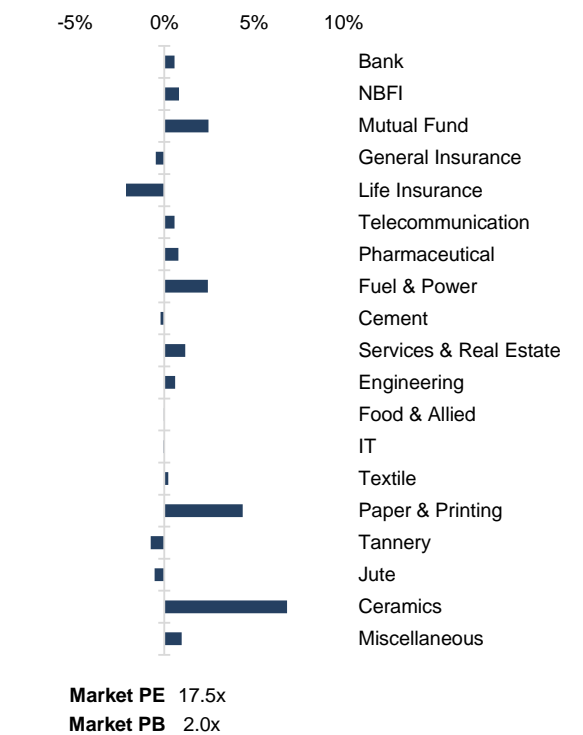


Figure: Sectorial Mcap Change



Market PE 17.5x
Market PB 2.0x

Anika Mafiz
Research Analyst
(880) 1708805206
anika.mafiz@bracepl.com

Fahim Hassan
Research Associate
(880) 1709636546
fahim.hassan@bracepl.com

Sector Index	Closing	Opening	Points Δ	%Δ	No. of Companies	Mcap (BDT Mn)	% of Total Mcap	Turnover (BDT Mn)	% of Total Turnover	PE	PB	Top Twenty Market Cap	Mcap (BDT Mn)	% of Total Mcap	Turnover (BDT Mn)	PE	PB
Bank	1,627	1,618	+9.30	+0.57%	32	742,229	14.8%	1,298.3	6.6%	8.2x	0.9x	GP	477,196	9.5%	42.7	13.1x	11.5x
NBFI	2,462	2,442	+19.97	+0.82%	23	241,035	4.8%	1,384.2	7.1%	22.9x	4.4x	BATBC	351,270	7.0%	148.1	25.6x	8.7x
Mutual Fund	928	905	+22.39	+2.47%	37	42,542	0.8%	231.2	1.2%	NM	0.8x	WALTONHIL	345,247	6.9%	17.4	22.7x	3.8x
General Insurance	4,495	4,516	-21.51	-0.48%	39	130,533	2.6%	761.5	3.9%	20.5x	2.2x	ROBI	200,089	4.0%	76.3	87.1x	3.0x
Life Insurance	2,820	2,882	-61.76	-2.14%	13	81,317	1.6%	1,451.1	7.4%	NM	NM	SQURPHARMA	197,324	3.9%	177.3	11.6x	2.0x
Telecommunication	6,042	6,008	+34.37	+0.57%	3	716,467	14.3%	717.8	3.7%	17.6x	6.1x	UPGDCL	151,938	3.0%	43.3	14.0x	4.3x
Pharmaceutical	3,949	3,918	+30.68	+0.78%	32	731,427	14.6%	1,760.3	9.0%	19.2x	2.7x	RENATA	139,908	2.8%	31.8	26.9x	5.2x
Fuel & Power	2,011	1,963	+47.79	+2.43%	23	526,980	10.5%	3,397.1	17.4%	13.1x	1.3x	BEXIMCO	132,850	2.6%	1,223.1	13.2x	1.8x
Cement	2,833	2,839	-5.83	-0.21%	7	141,785	2.8%	513.9	2.6%	19.7x	2.9x	ICB	108,221	2.2%	55.0	76.6x	2.4x
Services & Real Estate	1,414	1,397	+16.35	+1.17%	8	55,413	1.1%	651.7	3.3%	NM	1.1x	LHBL	95,813	1.9%	454.2	24.3x	5.0x
Engineering	4,856	4,827	+29.07	+0.60%	42	581,924	11.6%	2,183.9	11.2%	19.4x	2.2x	BXPHERMA	89,490	1.8%	168.8	16.2x	2.3x
Food & Allied	25,787	25,792	-5.65	-0.02%	20	455,543	9.1%	799.8	4.1%	31.1x	9.2x	BERGERPBL	82,659	1.6%	1.6	26.6x	6.9x
IT	3,342	3,343	-1.30	-0.04%	11	43,014	0.9%	219.0	1.1%	36.8x	3.1x	BRACBANK	79,075	1.6%	97.5	13.8x	1.6x
Textile	1,526	1,523	+3.42	+0.22%	58	167,227	3.3%	1,278.4	6.5%	36.1x	1.0x	MARICO	72,560	1.4%	40.2	22.0x	30.8x
Paper & Printing	9,666	9,260	+405.43	+4.38%	6	34,331	0.7%	293.6	1.5%	NM	2.4x	BEACONPHAR	54,424	1.1%	71.7	47.0x	9.5x
Tannery	3,540	3,567	-27.14	-0.76%	6	38,249	0.8%	408.3	2.1%	NM	3.8x	POWERGRID	53,740	1.1%	1,336.1	16.2x	0.6x
Jute	8,492	8,538	-45.53	-0.53%	3	1,993	0.0%	9.8	0.1%	NM	20.1x	ISLAMIBANK	51,681	1.0%	7.0	9.6x	0.8x
Ceramics	756	707	+48.49	+6.86%	5	34,252	0.7%	352.5	1.8%	35.1x	2.2x	DUTCHBANGL	49,968	1.0%	29.7	8.5x	1.4x
Miscellaneous	4,866	4,819	+46.92	+0.97%	14	260,355	5.2%	1,861.1	9.5%	17.3x	2.3x	TITASGAS	49,065	1.0%	726.2	14.3x	0.7x
												SUMITPOWER	42,608	0.8%	110.2	8.0x	1.1x

Top Ten Gainers	Close Price (BDT)	Δ%	Turnover (BDT Mn)	PE	PB
ECABLES	148.8	+10.0%	13.6	NM	15.8x
TITASGAS	49.6	+10.0%	726.2	14.3x	0.7x
NLTUBES	100.4	+10.0%	90.6	NM	0.7x
BSC	127.2	+9.9%	408.9	15.0x	2.0x
RAKCERAMIC	50.9	+9.9%	248.3	25.3x	3.0x
USMANIAGL	63.1	+9.9%	1.5	NM	0.7x
FAREASTLIF	90.8	+9.9%	697.6	NM	NM
BPML	68.0	+9.9%	122.2	27.6x	1.5x
SIBL	16.9	+9.7%	173.9	10.1x	0.9x
BSCABLES	64.0	+9.6%	297.8	14.0x	1.9x

Top Ten Losers	Close Price (BDT)	Δ%	Turnover (BDT Mn)	PE	PB
KPPL	10.8	-6.9%	13.1	NM	54.0x
RUPALILIFE	69.3	-5.2%	33.1	NM	NM
KBPPWBIL	12.9	-5.1%	18.9	NM	1.1x
EMERALDOIL	37.8	-5.0%	15.4	NM	2.4x
RELIANCE1	11.6	-4.9%	3.6	NM	1.1x
DELTALIFE	187.1	-4.7%	462.0	NM	NM
PADMALIFE	50.3	-4.6%	47.5	NM	NM
MEGHNALIFE	81.1	-4.5%	27.2	NM	NM
SONALILIFE	70.9	-4.4%	77.4	NM	NM
ALLTEX	17.2	-4.4%	6.5	NM	3.7x

Top Twenty Free Float Mcap	Free Float Mcap (BDT Mn)	% of Total Free Float Mcap	PE	PB
SQURPHARMA	129,109	6.8%	11.6x	2.0x
BATBC	92,911	4.9%	25.6x	8.7x
BEXIMCO	92,264	4.9%	13.2x	1.8x
RENATA	68,303	3.6%	26.9x	5.2x
BXPHERMA	62,482	3.3%	16.2x	2.3x
GP	47,720	2.5%	13.1x	11.5x
BRACBANK	42,511	2.2%	13.8x	1.6x
BEACONPHAR	38,095	2.0%	47.0x	9.5x
LHBL	33,841	1.8%	24.3x	5.0x
EBL	25,441	1.3%	6.7x	1.2x
ISLAMIBANK	25,159	1.3%	9.6x	0.8x
ROBI	19,909	1.1%	87.1x	3.0x
CITYBANK	19,842	1.0%	6.6x	0.9x
OLYMPIC	19,611	1.0%	17.2x	3.3x
PUBALIBANK	19,514	1.0%	5.3x	0.7x
IFIC	19,116	1.0%	14.6x	1.0x
BSRMLTD	18,838	1.0%	6.2x	1.0x
NBL	16,665	0.9%	6.6x	0.4x
ALARABANK	16,528	0.9%	10.3x	1.2x
SUMITPOWER	15,676	0.8%	8.0x	1.1x

*NBFI Sector PE calculation methodology has been modified to reflect positive earnings only.

Most Traded Share	Close Price (BDT)	Δ%	Turnover (BDT Mn)	PE	PB
POWERGRID	75.4	+1.3%	1,336.1	16.2x	0.6x
BEXIMCO	151.6	+0.1%	1,223.1	13.2x	1.8x
TITASGAS	49.6	+10.0%	726.2	14.3x	0.7x
FAREASTLIF	90.8	+9.9%	697.6	NM	NM
BSCCL	237.6	-2.6%	598.8	18.6x	4.3x
GPHISPAT	61.3	+2.7%	463.6	14.6x	2.2x
DELTALIFE	187.1	-4.7%	462.0	NM	NM
LHBL	82.5	-0.8%	454.2	24.3x	5.0x
GSPFINANCE	28.8	+2.9%	421.2	17.7x	1.5x
BSC	127.2	+9.9%	408.9	15.0x	2.0x

Block Trade	Maximum Price (BDT)	Price (BDT)	No. of Trade	Quantity ('000)	Turnover (BDT Mn)
FAREASTLIF	90.8	90.8	1.0	500	45.40
AL-HAJTEX	79.5	78.8	8.0	472	37.17
AGNISYSL	23.5	23.5	5.0	628	14.75
PENINSULA	42.0	41.0	4.0	349	14.39
BEACONPHAR	222.1	222.1	2.0	47	10.37
STANDARINS	80.4	80.4	1.0	120	9.65
PTL	97.0	96.0	5.0	81	7.77
AIL	50.3	50.3	1.0	107	5.38
SHEPHERD	30.3	30.3	1.0	165	5.00
ONEBANKLTD	15.0	15.0	2.0	325	4.88

Block Trade	Maximum Price (BDT)	Minimum Price (BDT)	Turnover (BDT Mn)	Quantity ('000)	No. of Trade
FAREASTLIF	90.8	90.8	45.4	500	1
AL-HAJTEX	79.5	78.8	37.2	472	8
AGNISYSL	23.5	23.5	14.8	628	5
PENINSULA	42.0	41.0	14.4	349	4
BEACONPHAR	222.1	222.1	10.4	47	2
STANDARINS	80.4	80.4	9.6	120	1
PTL	97.0	96.0	7.8	81	5
AIL	50.3	50.3	5.4	107	1
SHEPHERD	30.3	30.3	5.0	165	1
ONEBANKLTD	15.0	15.0	4.9	325	2
MHSML	29.0	27.1	4.4	158	3
PHOENIXFIN	27.5	27.5	4.0	146	1
ANWARGALV	395.0	375.0	3.6	9	3
SAMORITA	102.6	93.0	3.5	35	2
SIBL	16.0	16.0	3.2	200	1
LANKABAFIN	42.2	42.2	2.1	50	1
AMANFEED	63.0	63.0	1.9	30	1
BSC	127.2	127.2	1.7	13	2
POWERGRID	71.0	67.5	1.6	23	2
SHAHJABANK	20.4	20.4	1.4	70	1
MAKSONSPIN	27.4	27.4	1.4	50	1
RUPALILIFE	79.8	74.0	1.4	18	2
Total			195.0		63

Important DSE News
KOHINOOR

Credit Rating Information and Services Limited (CRISL) has rated the Company as "AA" in the long term and "ST-2" in the short term along with a stable outlook based on audited financial statements of the Company up to June 30, 2021, un-audited financials up to September 30, 2021, and other relevant quantitative as well as qualitative information up to the date of rating declaration.

DSHGARME

Miss Vidiya Amrit Khan, one of the Directors of the company, has further reported that she has completed her sale of 1,66,505 shares of the Company at prevailing market price through Dhaka Stock Exchange as per declaration disseminated on 14.12.2021.

Upcoming Corporate Events

DSE Ticker	Right Share	Dividend		Event	Date
		Stock	Cash		
Bangladesh Shipping Corporation	-	0.0%	12.0%	Record Date	16-Jan-22
Eastern Lubricants	-	20.0%	140.0%	Record Date	18-Jan-22
NLI First Mutual Fund	-	0.0%	0.0%	Record Date	06-Feb-22
Meghna Petroleum Limited	-	0.0%	150.0%	Record Date	25-Jan-22
Jamuna Oil Company Limited	-	0.0%	120.0%	Record Date	23-Jan-22
The Dacca Dyeing & Manufacturing Co.Ltd.	-	0.0%	2.0%	Record Date	03-Feb-22

Disclaimer: This report has been prepared by BRAC EPL Stock Brokerage Ltd and is provided for information purposes. It is not, under any circumstances, to be used or considered as an offer to sell, or a solicitation of any offer to buy. Reasonable care has been taken to ensure that the information is not untrue and misleading. BRAC EPL Stock Brokerage Ltd makes no representation or warranty as to the accuracy or completeness of such information. All opinions and estimates included in this report constitute our judgment as of this date and are subject to change without notice.