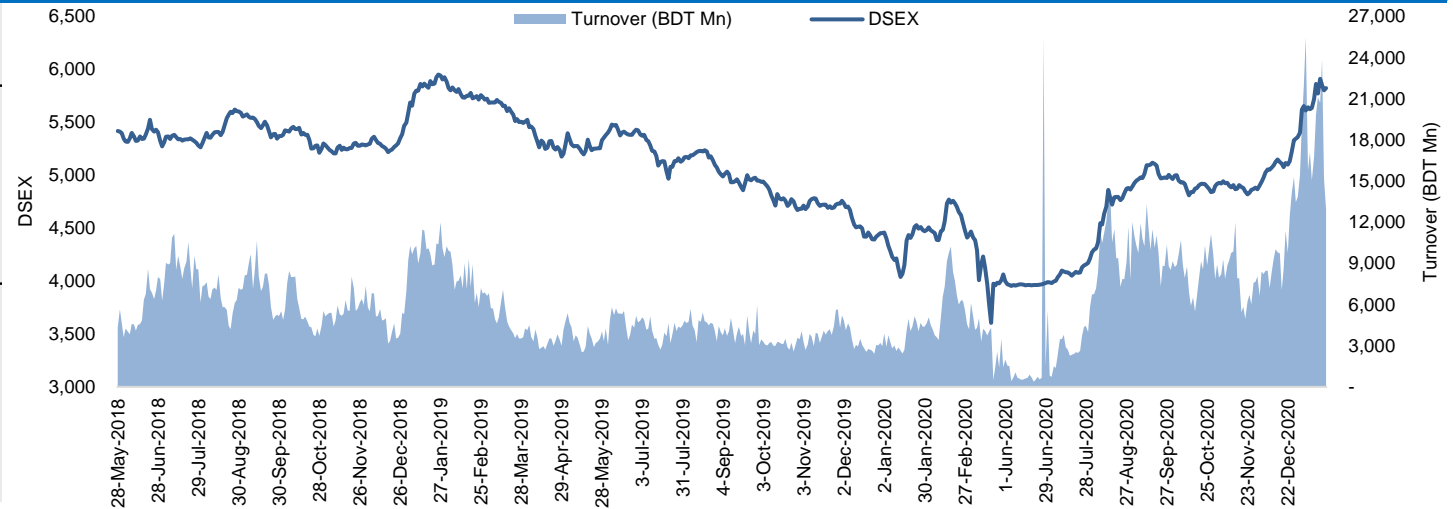


## Daily Market Update

The market closed in green today. The benchmark index DSEX (+0.33%) gained 19.09 points and closed at 5,820.81. The blue-chip index DS30 (+0.38%), the Shariah-based index DSES (-0.16%), and the large-cap index CDSET (-0.13%) closed at 2,203.39, 1,291.85, and 1,258.48 points, respectively. All the large-cap sectors posted negative performance today except Pharmaceutical (+0.29%) and Food & Allied (+0.48%). Bank experienced the highest loss of 1.82% followed by Telecommunication (-0.87%), Engineering (-0.77%), Fuel & Power (-0.50%), and NBFI (-0.10%), respectively. Block trades contributed 1.7% of the overall market turnover. Robi Axiata Limited (-1.9%) was the most traded share with a turnover of BDT 1,468 million.



Index	Closing	Opening	Point Δ	%Δ	YTD %Δ
DSEX	5,820.81	5,801.72	+19.09	+0.33%	+7.8%
DS30	2,203.39	2,195.02	+8.37	+0.38%	+12.2%
DSES	1,291.85	1,293.97	-2.12	-0.16%	+4.0%
CDSET	1,258.48	1,260.08	-1.60	-0.13%	+12.1%

	Advanced	Declined	Unchanged	Total
All Category	181	108	70	359
A Category (Equity)	120	88	55	263
B Category (Equity)	35	11	9	55
N Category (Equity)	5	2	0	7
Z Category (Equity)	21	7	6	34
Mutual Funds	30	2	5	37
Corporate Bonds	2	0	0	2

	Today	Last Day	Daily %Δ	
Mcap	Mn BDT	4,896,355	4,892,892	+0.1%
	Mn USD	57,631	57,591	
Turnover	Mn BDT	12,909	15,196	-15.0%
	Mn USD	152	179	
Volume	Mn Shares	407	429	-5.2%
No. of Trade		196,643	232,389	-15.4%

Figure: Sectorial Turnover (BDT Mn)

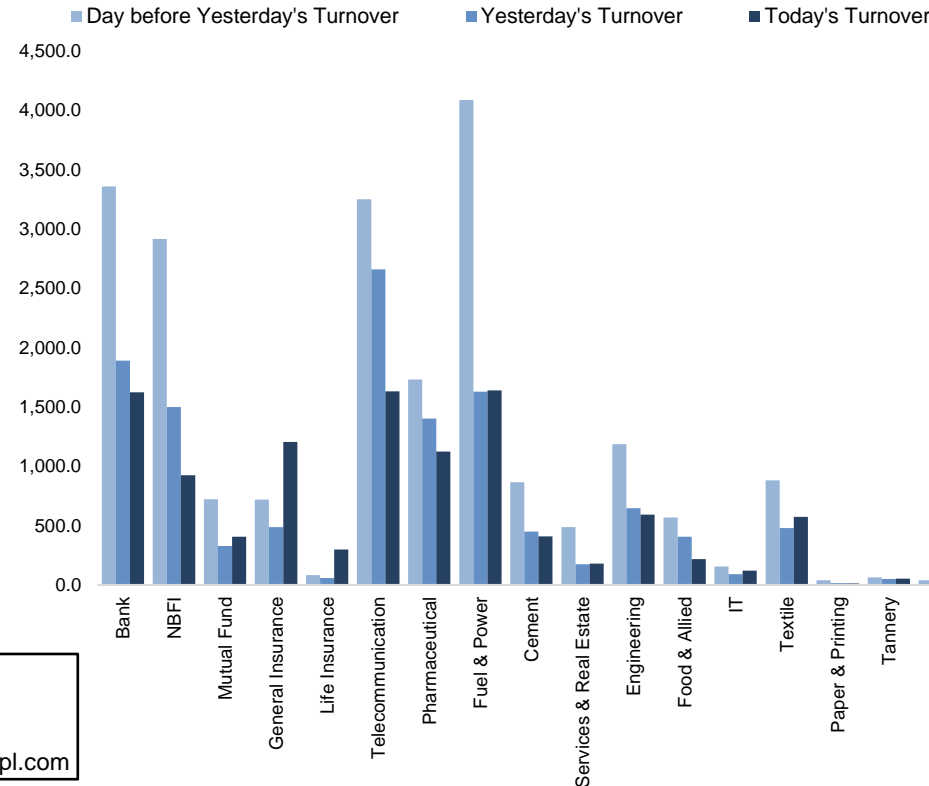
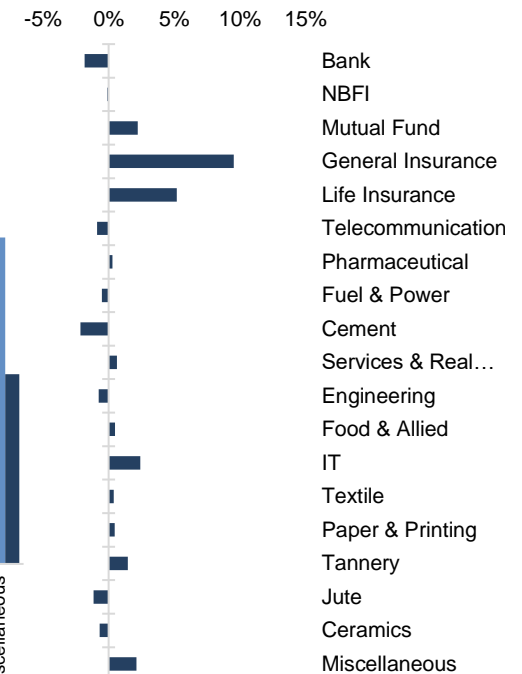


Figure: Sectorial Mcap Change



Market PE 20.5x  
Market PB 1.9x

<b>Md. Rafiqul Islam</b> Research Associate (880) 1708805229 mrafiqulislam@bracepl.com	<b>Md Mahirul Quddus</b> Research Associate (880) 1709636546 mmahirul.quddus@bracepl.com
---	---

Sector Index	Closing	Opening	Points Δ	%Δ	No. of Companies	Mcap (BDT Mn)	% of Total Mcap	Turnover (BDT Mn)	% of Total Turnover	PE	PB	Top Twenty Market Cap	Mcap (BDT Mn)	% of Total Mcap	Turnover (BDT Mn)	PE	PB
Bank	1,470	1,498	-27.21	-1.82%	30	611,873	14.2%	1,621.1	12.8%	8.4x	0.8x	GP	517,300	12.0%	69.0	14.5x	12.2x
NBFI	2,307	2,309	-2.21	-0.10%	23	215,822	5.0%	924.8	7.3%	96.9x	3.6x	WALTONHIL	310,199	7.2%	63.7	45.7x	3.9x
Mutual Fund	1,019	997	+22.06	+2.21%	37	44,515	1.0%	405.1	3.2%	NM	0.9x	ROBI	300,657	7.0%	1,468.4	NM	4.6x
General Insurance	3,993	3,645	+347.76	+9.54%	37	98,601	2.3%	1,203.9	9.5%	20.8x	1.9x	BATBC	255,294	5.9%	140.2	22.2x	6.8x
Life Insurance	2,261	2,150	+111.56	+5.19%	12	61,203	1.4%	297.4	2.3%	NM	NM	SQURPHARMA	201,934	4.7%	128.1	14.5x	2.5x
Telecommunication	7,086	7,148	-61.93	-0.87%	3	845,909	19.6%	1,628.9	12.8%	22.9x	7.4x	UPGDCL	160,170	3.7%	112.1	22.6x	4.9x
Pharmaceutical	3,386	3,376	+9.68	+0.29%	31	618,454	14.3%	1,123.9	8.9%	21.9x	2.6x	RENATA	113,069	2.6%	12.5	26.8x	5.2x
Fuel & Power	1,802	1,811	-9.07	-0.50%	21	477,260	11.0%	1,638.3	12.9%	14.5x	1.5x	ICB	90,090	2.1%	18.5	40.6x	2.1x
Cement	1,617	1,652	-35.41	-2.14%	7	101,493	2.3%	408.9	3.2%	38.4x	2.6x	BXPBARMA	87,170	2.0%	575.5	23.4x	2.7x
Services & Real Estate	1,159	1,151	+7.21	+0.63%	8	46,003	1.1%	179.4	1.4%	97.7x	1.0x	BEXIMCO	73,523	1.7%	1,311.7	NM	1.2x
Engineering	3,800	3,829	-29.35	-0.77%	41	481,196	11.1%	591.6	4.7%	38.9x	2.1x	BERGERPBL	72,809	1.7%	19.9	32.6x	8.2x
Food & Allied	16,818	16,737	+80.84	+0.48%	19	349,418	8.1%	218.5	1.7%	27.6x	7.6x	MARICO	67,820	1.6%	24.5	23.3x	42.6x
IT	2,241	2,188	+52.60	+2.40%	10	24,788	0.6%	120.5	0.9%	24.2x	2.1x	LHBL	67,592	1.6%	336.1	32.7x	4.0x
Textile	1,094	1,090	+4.12	+0.38%	56	112,502	2.6%	573.2	4.5%	187.2x	0.8x	BRACBANK	64,835	1.5%	59.3	15.3x	1.4x
Paper & Printing	5,402	5,377	+24.42	+0.45%	4	15,313	0.4%	12.3	0.1%	63.0x	1.1x	SUMITPOWER	59,694	1.4%	771.7	11.0x	1.7x
Tannery	1,730	1,706	+24.84	+1.46%	6	18,788	0.4%	52.1	0.4%	NM	1.8x	ISLAMIBANK	47,495	1.1%	17.9	8.4x	0.8x
Jute	10,044	10,159	-115.54	-1.14%	3	2,363	0.1%	29.2	0.2%	NM	12.2x	OLYMPIC	37,409	0.9%	14.6	18.4x	4.5x
Ceramics	468	472	-3.27	-0.69%	5	24,144	0.6%	68.3	0.5%	63.0x	1.6x	DUTCHBANGL	37,180	0.9%	13.8	8.1x	1.2x
Miscellaneous	3,073	3,009	+63.84	+2.12%	13	171,494	4.0%	1,597.4	12.6%	55.7x	1.9x	TITASGAS	36,997	0.9%	77.5	10.4x	0.5x
												UNILEVERCL	36,371	0.8%	14.9	39.5x	25.8x

Top Ten Gainers	Close Price (BDT)	Δ%	Turnover (BDT Mn)	PE	PB
EPGL	46.5	+50.0%	0.0	18.4x	1.0x
GREENDELT	64.9	+10.0%	32.9	13.3x	0.9x
PRAGATIINS	58.3	+10.0%	14.7	15.2x	1.1x
AGRANINS	34.1	+10.0%	8.7	53.5x	1.9x
PROVATIINS	83.7	+10.0%	10.5	32.3x	4.0x
DHAKAINS	49.6	+10.0%	15.3	20.5x	2.5x
ISLAMIINS	47.4	+10.0%	15.8	25.7x	3.2x
UNITEDINS	54.1	+10.0%	7.3	23.2x	1.6x
ASIAPACINS	70.7	+10.0%	21.7	38.9x	3.4x
PEOPLESINS	44.2	+10.0%	22.2	17.7x	1.5x

Top Twenty Free Float Mcap	Free Float Mcap (BDT Mn)	% of Total Free Float Mcap	PE	PB
SQURPHARMA	132,125	8.7%	14.5x	2.5x
BATBC	67,525	4.4%	22.2x	6.8x
BXPBARMA	60,862	4.0%	23.4x	2.7x
RENATA	55,200	3.6%	26.8x	5.2x
GP	51,730	3.4%	14.5x	12.2x
BEXIMCO	51,062	3.3%	NM	1.2x
BRACBANK	34,853	2.3%	15.3x	1.4x
ROBI	29,915	2.0%	NM	4.6x
LHBL	23,873	1.6%	32.7x	4.0x
ISLAMIBANK	23,121	1.5%	8.4x	0.8x
OLYMPIC	22,692	1.5%	18.4x	4.5x
EBL	22,162	1.5%	6.8x	1.2x
SUMITPOWER	21,962	1.4%	11.0x	1.7x
CITYBANK	21,353	1.4%	10.2x	1.2x
NBL	18,834	1.2%	7.6x	0.5x
PUBALIBANK	17,823	1.2%	10.9x	0.8x
UPGDCL	16,017	1.0%	22.6x	4.9x
LANKABAFIN	15,573	1.0%	32.9x	2.4x
IFIC	15,240	1.0%	12.9x	0.9x
ALARABANK	14,052	0.9%	6.7x	1.1x

Most Traded Share	Close Price (BDT)	Δ%	Turnover (BDT Mn)	PE	PB
ROBI	57.4	-1.9%	1,468.4	NM	4.6x
BEXIMCO	83.9	+5.4%	1,311.7	NM	1.2x
SUMITPOWER	55.9	+9.0%	771.7	11.0x	1.7x
BXPBARMA	195.4	+3.4%	575.5	23.4x	2.7x
LANKABAFIN	43.5	-0.5%	426.6	32.9x	2.4x
CITYBANK	31.3	+0.3%	376.8	10.2x	1.2x
IFIC	14.9	-3.2%	375.7	12.9x	0.9x
LHBL	58.2	-3.0%	336.1	32.7x	4.0x
NBL	8.9	-4.3%	307.0	7.6x	0.5x
BDFINANCE	30.7	+2.3%	184.0	15.3x	1.8x

Top Ten Losers	Close Price (BDT)	Δ%	Turnover (BDT Mn)	PE	PB
PADMAOIL	204.7	-7.8%	14.0	7.7x	1.4x
DELTASPINN	7.4	-5.1%	5.3	18.3x	0.5x
NBL	8.9	-4.3%	307.0	7.6x	0.5x
DESCO	38.9	-4.0%	9.0	NM	0.8x
ZEALBANGLA	141.3	-3.7%	0.5	NM	NM
UCB	15.9	-3.6%	35.1	7.1x	0.6x
FIRSTFIN	5.9	-3.3%	0.1	NM	1.4x
IFIC	14.9	-3.2%	375.7	12.9x	0.9x
ABBANK	12.5	-3.1%	48.5	47.8x	0.4x
LHBL	58.2	-3.0%	336.1	32.7x	4.0x

Block Trade	Maximum Price (BDT)	Minimum Price (BDT)	Turnover (BDT Mn)	Quantity ('000)	No. of
ABBANK	12.7	12.7	3.4	267	1
ACI	260	260	26.0	100	1
ACTIVEFINE	20	20	0.5	26	1
ASIAINS	112	111.5	9.8	88	4
BATBC	1460	1400	3.6	3	2
BEXIMCO	82	82	1.4	17	1
BNICL	62	62	0.6	10	1
BRACBANK	49	49	9.8	200	1
CVOPRL	115.4	115.4	46.2	400	1
DBH	85.5	85.5	1.0	12	1

Block Trade	Maximum Price (BDT)	Minimum Price (BDT)	Turnover (BDT Mn)	Quantity ('000)	No. of Trade
EASTERNINS	108.1	108.1	4.9	45	1
IDLC	86.9	81	4.3	51	2
IFIC	16.8	16.2	2.2	135	3
ISLAMICFIN	21.9	21.9	6.6	300	1
ISLAMIINS	43	43	0.5	12	1
KARNAPHULI	31.1	31.1	2.1	67	2
LEGACYFOOT	56.7	56.7	0.5	9	1
LHBL	64	64	2.9	45	2
MEGHNALIFE	68	68	0.7	10	1
NCCBLMF1	9.5	9.5	4.8	500	1
NFML	22	22	1.1	50	1
NPOLYMAR	51	51	1.5	30	3
PARAMOUNT	132	132	0.5	4	1
PEOPLESINS	44	43.1	8.2	188	2
PROGRESLIF	103	96.5	2.6	26	4
PROVATIINS	83.7	80	57.0	704	15
QUASEMIND	48.2	48.1	5.9	124	2
RAHIMAFOOD	159.9	159.9	0.5	3	1
ROBI	64.3	64.3	0.6	10	1
SEAPEARL	73.1	73.1	0.5	7	1
SONARBAINS	57	57	0.6	10	1
SONARGAON	22.5	22.1	1.5	65	2
SUMITPOWER	53	53	1.2	23	1
TRUSTB1MF	6.8	6.8	0.5	80	1
<b>Total</b>			<b>214.0</b>		<b>65</b>

**Important DSE News**
**EPGL**

Trading of the shares of Energypac Power Generation Limited will commence at DSE from today i.e. January 19, 2021 under 'N' category. DSE Trading Code for Energypac Power Generation Limited is "EPGL" and DSE Company Code is 15322.

(Q1 Un-audited): As per un-audited Q1 consolidated financial statements, profit after tax attributable to ordinary equity holders is Tk. 66.48 million and basic EPS of Tk. 0.44 for the period (July-September 2020) ended on 30 September 2020 against profit after tax attributable to ordinary equity holders of Tk. 131.61 million and basic EPS of Tk. 0.88 for the period (July-September 2019) ended on 30 September 2019. However, Post-IPO basic EPS for the period (July-September 2020) ended on 30 September 2020 would be Tk. 0.35. Pre-IPO Net Asset Value (NAV) per share (considering Pre-IPO paid up shares) is Tk. 50.43 as on 30 September 2020 and the same is Tk. 47.64 (considering Post-IPO paid up shares). Pre-IPO weighted average paid-up number of shares for the period (July-September 2020) ended on 30 September 2020 was 149,869,650 which was same for the same period of the year and Post-IPO paid-up number of shares would be 190,163,216.

The Price limit of the Company will remain open 50% on issue price today (19.01.2021) and the following day (20.01.2021), Price limit will remain open 50% on closing price of debut trading. As per the BSEC Order No. BSEC/CMRRCD/2001-07/04 dated March 19, 2020 and BSEC letter No. SEC/SRMIC/94-231/943 dated June 25, 2020, the public offer price of each share shall be considered as the floor price.

**KDSALTD**

Mr. Khalilur Rahman, one of the Sponsor Directors of KDS Accessories Ltd., has expressed his intention to sell 23,30,939 Bonus Shares out of his total holding of 3,92,69,391 shares of the Company at prevailing market price through Stock Exchange (CSE) within next 30 working days.

**EXCH**

DSENEWS: Commencement of electronic subscription of NRB Commercial Bank Limited through electronic subscription system under fixed price method: The subscription for shares of NRB Commercial Bank Limited by the eligible investors through electronic subscription system under fixed price method of the stock exchanges will be started from 10:00 a.m. of February 03, 2021 and continued till 5:30 p.m. of February 09, 2021. Each Eligible Investor (EI) who intends to submit application through the Electronic Subscription System (ESS) of the exchange(s) shall maintain a minimum investment of BDT 1,00,00,000 (one crore only) at market price in listed securities as on January 26, 2021 (day-end) as per Rule 2(1)(e) of the Bangladesh Securities and Exchange Commission (Public Issue) Rules, 2015; which is in accordance with the BSEC consent letter to NRB Commercial Bank Limited Ref: BSEC/CI/IPO-307/2020/304 dated January 4, 2021. The Central Depository Bangladesh Limited (CDBL) shall send a report to the exchange regarding the holding of EIs in the listed securities and the exchange shall ensure the compliance in this regard. Participating EIs will be required to pay full subscription amount (100%) and subscription fee Tk. 3,000.00 (three thousand only) through The City Bank Limited (A/C Name: Dhaka Stock Exchange Limited, A/C No.: 1121063938001) in between 10:00 a.m. of February 03, 2021 to 2:00 p.m. of February 09, 2021 (during banking hour). Please visit the following website for subscription related updates: <https://www.essbangladesh.com>.

**Upcoming Corporate Events**

DSE Ticker	Right Share	Dividend		Event	Date
		Stock	Cash		
EASTRNLUB	-	0.0%	30.0%	Record Date	20-Jan-21
JAMUNAOIL	-	0.0%	120.0%	Record Date	21-Jan-21
MPETROLEUM	-	0.0%	150.0%	Record Date	21-Jan-21

**Upcoming IPOs**

Company Name	Event	Opening Date	Closing Date
Lub-rref (Bangladesh)	Subscription	26-01-21	01-02-21
NRB Commercial Bank Ltd	Subscription	03-02-21	09-02-21
Desh General Insurance	Subscription	14-02-21	18-02-21

**Disclaimer:** This report has been prepared by BRAC EPL Stock Brokerage Ltd and is provided for information purposes. It is not, under any circumstances, to be used or considered as an offer to sell, or a solicitation of any offer to buy. Reasonable care has been taken to ensure that the information is not untrue and misleading. BRAC EPL Stock Brokerage Ltd makes no representation or warranty as to the accuracy or completeness of such information. All opinions and estimates included in this report constitute our judgment as of this date and are subject to change without notice.