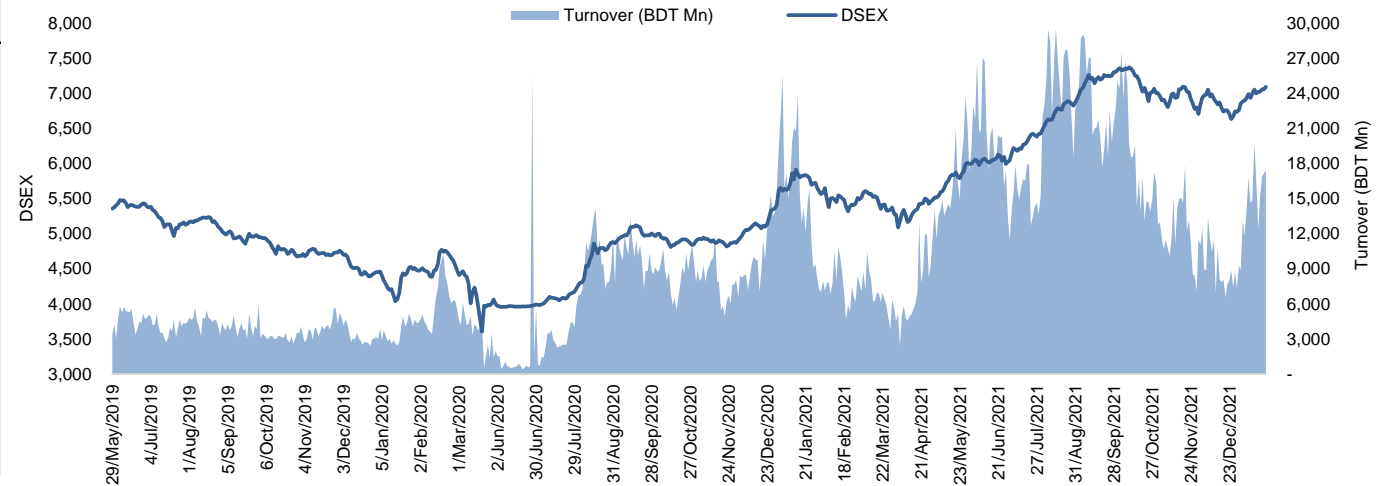


Daily Market Update

The market closed in green today. The benchmark index DSEX (+0.48%) gained 33.72 points and closed at 7,089.43. The bluechip index DS30 (+0.71%), the Shariah-based index DSES (+0.17%), and the large-cap index CDSET (+0.78%) closed at 2,617.31, 1,509.15, and 1,409.01 points, respectively. Large-cap sectors posted mixed performance today. Pharmaceutical booked the highest gain of 0.71% followed by Fuel & Power (+0.25%), Food & Allied (+0.09%), Bank (+0.02%). Telecommunication experienced the highest loss of 0.3% followed by Engineering (-0.17%), NBFI (-0.15%). Block trades contributed 0.7% of the overall market turnover. Bangladesh Export Import Company Ltd. (+5.3%) was the most traded share with a turnover of BDT 1,774 million.



Index	Closing	Opening	Point Δ	%Δ	YTD %Δ
DSEX	7,089.43	7,055.71	+33.72	+0.48%	+4.9%
DS30	2,617.31	2,598.96	+18.35	+0.71%	+3.3%
DSES	1,509.15	1,506.56	+2.58	+0.17%	+5.5%
CDSET	1,409.01	1,398.14	+10.87	+0.78%	+3.7%

	Advanced	Declined	Unchanged	Total
All Category	170	169	40	379
A Category (Equity)	100	126	27	253
B Category (Equity)	52	25	8	85
N Category (Equity)	6	5	0	11
Z Category (Equity)	12	13	5	30
Mutual Funds	9	12	15	36
Corporate Bonds	0	3	0	3

		Today	Last Day	Daily %Δ
Mcap	Mn BDT	5,665,692	5,654,910	+0.2%
	Mn USD	66,034	65,908	
Turnover	Mn BDT	17,356	17,129	+1.3%
	Mn USD	202	200	
Volume	Mn Shares	334	370	-9.6%
No. of Trade		258,227	269,669	-4.2%

Figure: Sectorial Turnover (BDT)

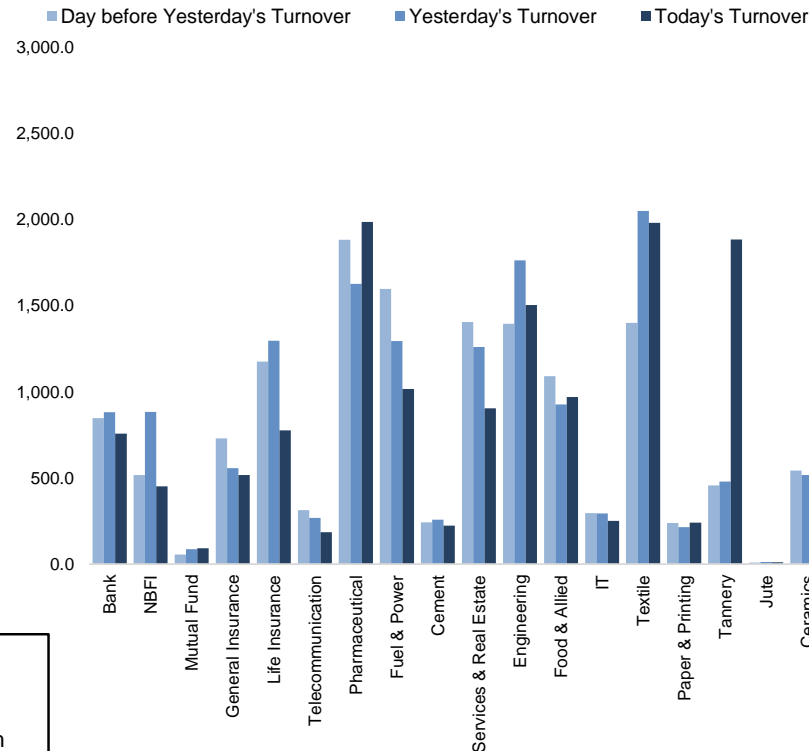
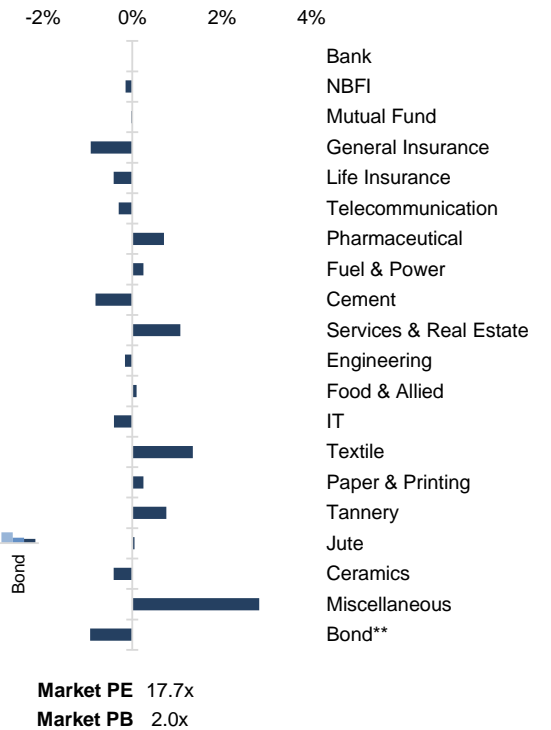


Figure: Sectorial Mcap Change



Market PE 17.7x
Market PB 2.0x

Fahim Hassan Research Associate (880) 1709636546 fahim.hassan@bracepl.com	Md. Mahmudul Hasan Junior Research Associate (880) 1708805201 mmahmudul.hasan@bracepl.com
---	---

Sector Index	Closing	Opening	Points Δ	%Δ	No. of Companies	Mcap (BDT Mn)	% of Total Mcap	Turnover (BDT Mn)	% of Total Turnover	PE	PB	Top Twenty Market Cap	Mcap (BDT Mn)	% of Total Mcap	Turnover (BDT Mn)	PE	PB
Bank	1,622	1,622	+0.31	+0.02%	32	741,831	14.6%	756.6	4.5%	8.2x	0.9x	GP	484,758	9.6%	18.2	13.4x	11.6x
NBFI	2,389	2,393	-3.53	-0.15%	23	233,958	4.6%	451.3	2.7%	NM	4.3x	BATBC	348,786	6.9%	96.2	25.4x	8.7x
Mutual Fund	908	908	-0.18	-0.02%	37	41,635	0.8%	91.1	0.5%	NM	0.8x	WALTONHIL	343,127	6.8%	16.8	22.6x	3.7x
General Insurance	4,415	4,456	-41.48	-0.93%	40	128,699	2.5%	517.4	3.1%	20.0x	2.2x	ROBI	205,327	4.0%	77.4	89.4x	3.1x
Life Insurance	2,957	2,969	-12.31	-0.41%	13	85,253	1.7%	775.8	4.6%	NM	NM	SQURPHARMA	196,083	3.9%	29.1	11.5x	2.0x
Telecommunication	6,131	6,150	-18.50	-0.30%	3	727,073	14.3%	185.6	1.1%	17.9x	6.2x	UPGDCL	148,576	2.9%	13.7	13.7x	4.2x
Pharmaceutical	3,993	3,965	+28.03	+0.71%	32	739,620	14.6%	1,985.5	11.8%	19.5x	2.7x	RENATA	140,691	2.8%	13.4	27.0x	5.2x
Fuel & Power	1,956	1,951	+4.88	+0.25%	23	512,569	10.1%	1,016.6	6.0%	12.7x	1.3x	BEXIMCO	132,938	2.6%	1,773.6	13.2x	1.8x
Cement	2,753	2,776	-22.81	-0.82%	7	137,785	2.7%	223.9	1.3%	19.2x	2.8x	ICB	103,547	2.0%	11.7	73.3x	2.3x
Services & Real Estate	1,533	1,517	+16.32	+1.08%	8	60,100	1.2%	903.5	5.4%	NM	1.2x	LHBL	91,632	1.8%	199.7	23.2x	4.8x
Engineering	4,845	4,853	-8.05	-0.17%	42	580,630	11.4%	1,503.4	8.9%	19.3x	2.2x	BXPHERMA	87,483	1.7%	70.8	15.9x	2.3x
Food & Allied	25,908	25,884	+24.26	+0.09%	20	457,694	9.0%	969.6	5.8%	31.3x	9.2x	BERGERPBL	83,063	1.6%	2.0	26.7x	6.9x
IT	3,244	3,257	-13.26	-0.41%	11	41,533	0.8%	251.6	1.5%	35.6x	3.0x	BRACBANK	82,138	1.6%	68.6	14.3x	1.7x
Textile	1,636	1,614	+21.85	+1.35%	58	179,113	3.5%	1,979.3	11.7%	38.1x	1.1x	MARICO	73,685	1.5%	4.2	22.3x	31.3x
Paper & Printing	9,209	9,186	+22.90	+0.25%	6	32,709	0.6%	241.1	1.4%	NM	2.3x	BEACONPHAR	55,440	1.1%	32.7	47.9x	9.7x
Tannery	3,820	3,791	+28.82	+0.76%	6	41,275	0.8%	1,882.0	11.2%	NM	4.1x	ISLAMIBANK	51,520	1.0%	6.1	9.6x	0.8x
Jute	8,790	8,786	+4.36	+0.05%	3	2,063	0.0%	11.3	0.1%	NM	20.8x	POWERGRID	51,459	1.0%	295.2	15.5x	0.6x
Ceramics	792	796	-3.29	-0.41%	5	35,920	0.7%	295.0	1.8%	36.8x	2.3x	DUTCHBANGL	49,209	1.0%	35.1	8.4x	1.4x
Miscellaneous	4,920	4,785	+135.66	+2.84%	14	263,259	5.2%	2,789.8	16.6%	17.5x	2.4x	TITASGAS	45,109	0.9%	128.1	13.1x	0.6x
Bond**	91	92	-0.87	-0.94%	7	33,237	0.7%	24.7	0.1%	NM	NM	SUMITPOWER	41,861	0.8%	31.0	7.9x	1.1x

Top Ten Gainers	Close Price (BDT)	Δ%	Turnover (BDT Mn)	PE	PB	Top Twenty Free Float Mcap	Free Float Mcap (BDT Mn)	% of Total Free Float Mcap	PE	PB	Most Traded Share	Close Price (BDT)	Δ%	Turnover (BDT Mn)	PE	PB
GHCL	36.7	+9.9%	6.8	NM	0.7x	SQURPHARMA	128,297	6.7%	11.5x	2.0x	BEXIMCO	151.7	+5.3%	1,773.6	13.2x	1.8x
UNIONINS	14.6	+9.8%	0.0	11.4x	1.0x	BATBC	92,254	4.8%	25.4x	8.7x	FORTUNE	130.3	+0.2%	1,719.7	55.9x	8.8x
CENTRALPHL	15.2	+9.4%	52.8	NM	2.4x	BEXIMCO	88,603	4.6%	13.2x	1.8x	BSC	141.4	+4.2%	858.7	16.7x	2.2x
DSHGARME	204.5	+8.7%	86.6	NM	10.1x	RENATA	68,559	3.6%	27.0x	5.2x	SAIFPOWER	46.2	+0.9%	644.5	25.8x	2.8x
SHEPHERD	31.8	+7.8%	71.6	NM	2.2x	BXPHERMA	61,080	3.2%	15.9x	2.3x	ACI	316.9	+7.6%	414.2	46.2x	2.2x
SONARGAON	19.5	+7.7%	11.8	NM	1.8x	GP	48,476	2.5%	13.4x	11.6x	GPHISPAT	61.5	-1.4%	397.6	14.7x	2.2x
ACI	316.9	+7.6%	414.2	46.2x	2.2x	BRACBANK	44,157	2.3%	14.3x	1.7x	ORIONPHARM	105.1	+0.1%	323.9	30.1x	1.3x
MONNOFABR	25.6	+7.6%	16.1	NM	0.9x	BEACONPHAR	38,808	2.0%	47.9x	9.7x	FAREASTLIF	112.3	-1.8%	300.9	NM	NM
TALLUSPIN	14.3	+7.5%	31.0	NM	1.3x	LHBL	32,365	1.7%	23.2x	4.8x	PTL	102.8	-0.3%	299.2	24.7x	3.8x
APOLOISPAT	9.5	+6.7%	42.3	NM	0.5x	EBL	25,641	1.3%	6.8x	1.2x	POWERGRID	72.2	+1.1%	295.2	15.5x	0.6x

Top Ten Losers	Close Price (BDT)	Δ%	Turnover (BDT Mn)	PE	PB	Block Trade	Maximum Price (BDT)	Price (BDT)	No. of Trade	Quantity ('000)	Turnover (BDT Mn)
RENWICKJA	1,081.1	-5.9%	3.3	NM	NM	RDFOOD	56.7	56.0	28.0	1,874	105.24
SAMORITA	122.0	-4.6%	67.5	41.1x	2.3x	NATLIFEINS	229.0	229.0	4.0	430	98.47
PRIMELIFE	85.3	-4.4%	58.3	NM	NM	FORTUNE	135.0	118.0	11.0	456	57.77
PADMALIFE	49.8	-4.2%	57.5	NM	NM	BGIC	51.5	51.5	2.0	777	40.00
ICBAMCL2ND	8.8	-3.3%	3.0	NM	1.4x	SHEPHERD	31.9	26.7	7.0	1,128	34.38
ZEALBANGLA	115.0	-3.1%	0.8	NM	NM	AL-HAJTEX	87.2	77.0	16.0	288	24.62
BGIC	50.6	-2.9%	13.3	26.2x	2.5x	ANWARGALV	405.0	405.0	1.0	54	21.87
FASFIN	6.8	-2.9%	8.4	NM	NM	IFIC	15.8	15.8	1.0	902	14.24
MEGHNALIFE	84.2	-2.7%	26.1	NM	NM	BEXIMCO	158.5	132.0	6.0	89	13.30
SANDHANINS	37.1	-2.6%	24.1	NM	NM	GENEXIL	166.0	155.0	5.0	79	12.54

*NBFI Sector PE calculation methodology has been modified to reflect positive earnings only.

** The base of the Bond index starts at 100, starting from Jan 13, 2022

Block Trade	Maximum Price (BDT)	Minimum Price (BDT)	Turnover (BDT Mn)	Quantity ('000)	No. of Trade
RDFOOD	56.7	56.0	105.2	1,874	28
NATLIFEINS	229.0	229.0	98.5	430	4
FORTUNE	135.0	118.0	57.8	456	11
BGIC	51.5	51.5	40.0	777	2
SHEPHERD	31.9	26.7	34.4	1,128	7
AL-HAJTEX	87.2	77.0	24.6	288	16
ANWARGALV	405.0	405.0	21.9	54	1
IFIC	15.8	15.8	14.2	902	1
BEXIMCO	158.5	132.0	13.3	89	6
GENEXIL	166.0	155.0	12.5	79	5
BEACONPHAR	249.1	249.0	11.1	45	2
ORIONPHARM	113.1	94.5	10.0	105	2
MONNOAGML	580.9	543.1	7.0	13	8
SAIFPOWER	41.3	41.3	6.6	160	1
AIL	46.8	46.8	5.0	107	1
PENINSULA	38.0	38.0	3.8	100	1
LRGLOBMF1	6.9	6.9	3.5	500	1
PROVATIINS	130.0	110.0	3.2	27	3
PTL	105.0	105.0	3.2	30	1
AGRANINS	58.0	58.0	2.9	50	1
ORIONINFU	112.0	112.0	2.8	25	1
NITOLINS	63.5	63.5	2.5	40	1
Total			500.7		126

Upcoming Corporate Events

DSE Ticker	Right Share	Dividend		Event	Date
		Stock	Cash		
Meghna Petroleum Limited	-	0.0%	150.0%	Record Date	25-Jan-22
Jamuna Oil Company Limited	-	0.0%	120.0%	Record Date	23-Jan-22
The Dacca Dyeing & Manufacturing Co.Ltd.	-	0.0%	2.0%	Record Date	03-Feb-22
NLI First Mutual Fund	-	0.0%	0.0%	Record Date	06-Feb-22

Important DSE News
MONNOAGML

Monno Welfare Foundation, one of the Corporate Directors of the Company, has expressed its intention to sell 1,00,000 shares out of its total holding 5,76,460 shares of the Company at prevailing market price (In the Block Market) through Dhaka Stock Exchange within next 30 working days.

ACFL

Mr. Md. Toriqlul Islam one of the Directors of the company, has expressed his intention to transfer 72,00,000 shares out of his holding 2,28,00,000 shares of the Company to his wife Ms. Saika Tabassum (General Shareholder of the company), by way of gift outside the trading system of the Exchange within next 30 working days from the date of issuance of approval letter by DSE.

MHSML

EPS was Tk. 0.73 for October-December 2021 as against Tk. 0.03 for October-December 2020; EPS was Tk. 0.97 for July-December 2021 as against Tk. (0.39) for July-December 2020. NOCFPS was Tk. 4.33 for July-December 2021 as against Tk. (7.54) for July-December 2020. NAV per share was Tk. 19.13 as on December 31, 2021 and Tk. 18.16 as on June 30, 2021.

GP

As per Regulation 19(1) of the Dhaka Stock Exchange (Listing) Regulations, 2015, the Company has informed that a meeting of the Board of Directors will be held on January 26, 2022 at 2:35 PM to consider, among others, audited financial statements of the Company for the year ended on December 31, 2021.

DSHGARME

Mrs. Rokeya Quader, one of the Sponsor Directors of the company, has expressed her intention to sell 64,061 shares out of her holding 6,12,895 shares of the Company at prevailing market price (in the Public Market) through Dhaka Stock Exchange within next 30 working days.

LHBL

Refer to their earlier news disseminated by DSE on 30.09.2021, 17.11.2021, 24.11.2021 and 06.01.2022 regarding aggregate operations of the Company. The Company has informed that the Ministry of Industries filed a Civil Misc Case (CMP) before the Judge In Chamber against the Judgment passed by the Division Bench of the Honorable High Court Division of the Supreme Court of Bangladesh on January 5, 2022. On January 18, 2022, the Honorable Judge In Chamber of the Appellate Division has passed an order staying the aforesaid Judgment passed by the Honorable High Court Division. The Honorable Judge-In-Chamber also forwarded the CMP filed by the Ministry of Industries for hearing before the Full Bench of the Appellate Division. Accordingly, the aggregates operations of the Company shall remain closed until January 24, 2022 with immediate effect.

Disclaimer: This report has been prepared by BRAC EPL Stock Brokerage Ltd and is provided for information purposes. It is not, under any circumstances, to be used or considered as an offer to sell, or a solicitation of any offer to buy. Reasonable care has been taken to ensure that the information is not untrue and misleading. BRAC EPL Stock Brokerage Ltd makes no representation or warranty as to the accuracy or completeness of such information. All opinions and estimates included in this report constitute our judgment as of this date and are subject to change without notice.