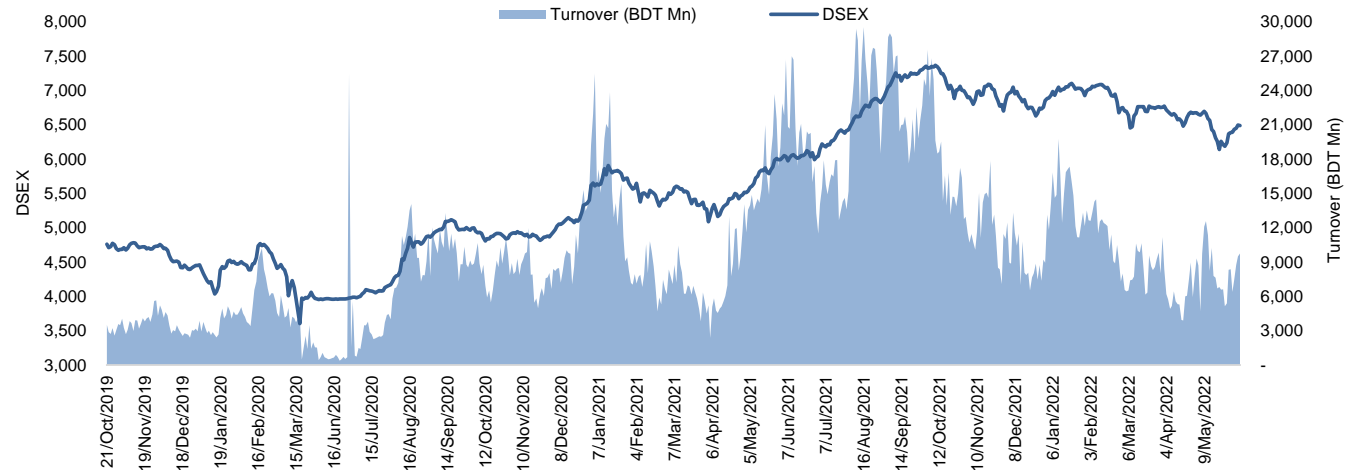


## Daily Market Update

The market closed in red today. The benchmark index DSEX (-0.13%) lost 8.22 points and closed at 6,489.17. The blue-chip index DS30 (-0.52%), the Shariah-based index DSES (-0.64%), and the large-cap index CDSET (-0.35%) closed at 2,361.34, 1,416.96, and 1,292.19 points, respectively. Large-cap sectors posted mixed performance today. Engineering booked the highest gain of 0.22% followed by Bank (+0.13%), NBF1 (+0.04%). Telecommunication experienced the highest loss of 1.01% followed by Pharmaceutical (-0.73%), Food & Allied (-0.16%), Fuel & Power (-0.09%). Block trades contributed 0.9% of the overall market turnover. Bangladesh Export Import Company Ltd. (-0.7%) was the most traded share with a turnover of BDT 458 million.



Index	Closing	Opening	Point Δ	%Δ	YTD %Δ
DSEX	6,489.17	6,497.39	-8.22	-0.13%	-4.0%
DS30	2,361.34	2,373.80	-12.46	-0.52%	-6.8%
DSES	1,416.96	1,426.08	-9.12	-0.64%	-1.0%
CDSET	1,292.19	1,296.72	-4.53	-0.35%	-4.9%

	Advanced	Declined	Unchanged	Total
All Category	130	209	40	379
A Category (Equity)	106	129	26	261
B Category (Equity)	18	62	9	89
N Category (Equity)	3	3	0	6
Z Category (Equity)	3	15	5	23
Mutual Funds	15	4	15	34
Corporate Bonds	3	1	0	4

		Today	Last Day	Daily %Δ
Mcap	Mn BDT	5,240,759	5,245,744	-0.1%
	Mn USD	60,939	60,997	
Turnover	Mn BDT	9,741	9,501	+2.5%
	Mn USD	113	110	
Volume	Mn Shares	249	258	-3.5%
No. of Trade		198,192	188,210	+5.3%

Figure: Sectorial Turnover (BDT)

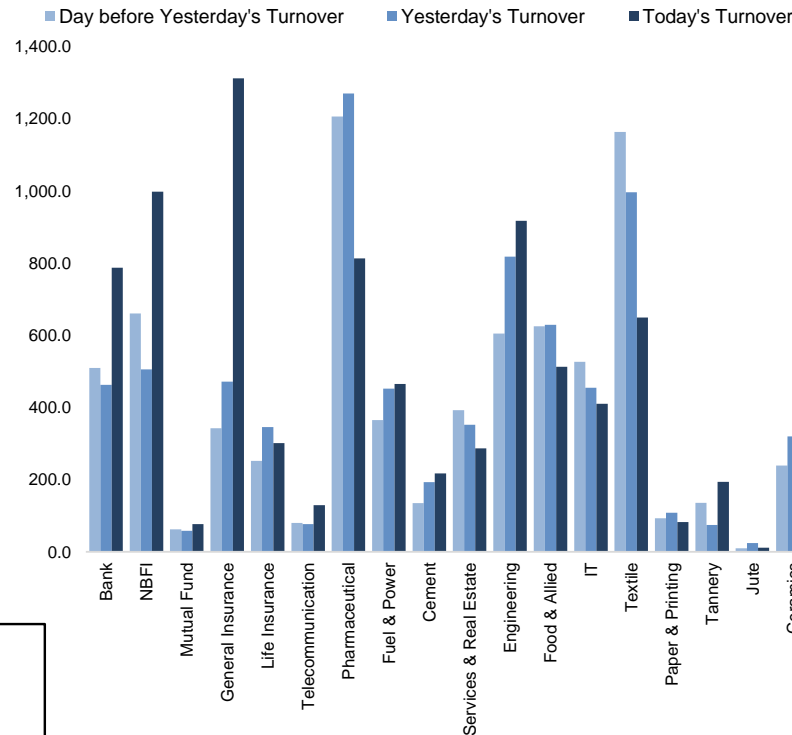
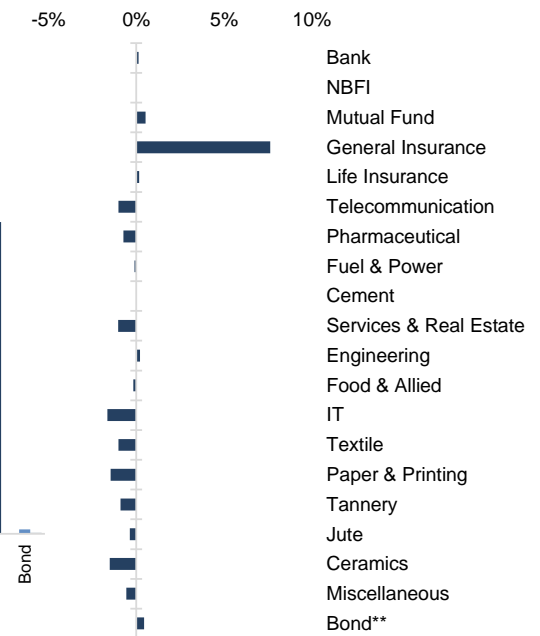


Figure: Sectorial Mcap Change



Market PE 16.1x  
Market PB 1.8x

**Fahim Hassan**  
Research Associate  
(880) 1709636546  
fahim.hassan@bracepl.com

**Billal Hossain**  
Research Associate  
(880) 1708805229  
billal.hossain@bracepl.com

Sector Index	Closing	Opening	Points Δ	%Δ	No. of Companies	Mcap (BDT Mn)	% of Total Mcap	Turnover (BDT Mn)	% of Total Turnover	PE	PB	Top Twenty Market Cap	Mcap (BDT Mn)	% of Total Mcap	Turnover (BDT Mn)	PE	PB
Bank	1,433	1,431	+1.90	+0.13%	33	658,603	14.3%	787.3	8.5%	7.8x	0.8x	GP	414,812	9.0%	56.6	12.4x	7.2x
NBFI	2,039	2,039	+0.72	+0.04%	23	200,642	4.4%	997.5	10.8%	NM	3.6x	WALTONHIL	334,009	7.3%	4.5	23.3x	3.4x
Mutual Fund	884	879	+4.63	+0.53%	36	39,132	0.9%	76.9	0.8%	NM	0.8x	BATBC	307,854	6.7%	47.8	20.2x	9.4x
General Insurance	3,741	3,475	+265.28	+7.63%	40	109,912	2.4%	1,311.8	14.2%	17.4x	1.8x	SQURPHARMA	193,512	4.2%	39.6	10.4x	1.9x
Life Insurance	2,438	2,434	+3.95	+0.16%	13	68,480	1.5%	301.5	3.3%	NM	NM	ROBI	157,662	3.4%	46.7	86.0x	2.4x
Telecommunication	5,154	5,206	-52.43	-1.01%	3	607,599	13.2%	129.0	1.4%	16.2x	4.5x	UPGDCL	145,504	3.2%	7.4	11.8x	4.4x
Pharmaceutical	3,841	3,870	-28.15	-0.73%	32	721,096	15.7%	812.7	8.8%	17.8x	2.6x	RENATA	144,228	3.1%	9.3	26.0x	5.1x
Fuel & Power	1,809	1,811	-1.64	-0.09%	23	472,059	10.3%	464.7	5.0%	11.7x	1.2x	BEXIMCO	117,427	2.6%	458.5	8.2x	1.5x
Cement	2,531	2,530	+1.02	+0.04%	7	123,954	2.7%	217.5	2.4%	26.3x	2.7x	LHBL	85,942	1.9%	194.0	22.7x	4.9x
Services & Real Estate	1,458	1,473	-15.04	-1.02%	8	55,416	1.2%	286.7	3.1%	90.6x	1.1x	ICB	81,871	1.8%	4.1	46.3x	1.8x
Engineering	4,742	4,732	+10.28	+0.22%	42	554,475	12.0%	917.0	9.9%	19.2x	2.0x	BERGERPBL	80,790	1.8%	0.5	27.8x	7.7x
Food & Allied	22,969	23,006	-36.28	-0.16%	21	408,350	8.9%	512.4	5.5%	24.7x	9.6x	MARICO	75,354	1.6%	9.5	21.2x	28.0x
IT	2,801	2,848	-46.68	-1.64%	11	35,451	0.8%	410.3	4.4%	28.8x	2.5x	BXPBARMA	72,092	1.6%	55.5	12.6x	1.8x
Textile	1,563	1,579	-15.97	-1.01%	58	168,940	3.7%	649.2	7.0%	24.0x	1.0x	BEACONPHAR	65,304	1.4%	14.3	69.8x	11.2x
Paper & Printing	7,459	7,570	-110.90	-1.47%	6	26,690	0.6%	82.6	0.9%	NM	1.8x	BRACBANK	57,497	1.2%	184.8	10.8x	1.1x
Tannery	3,456	3,487	-31.00	-0.89%	6	36,893	0.8%	193.9	2.1%	52.1x	3.6x	ISLAMIBANK	51,359	1.1%	3.6	10.4x	0.8x
Jute	8,795	8,827	-32.36	-0.37%	3	2,024	0.0%	11.4	0.1%	NM	28.6x	DUTCHBANGL	41,113	0.9%	9.3	7.1x	1.1x
Ceramics	724	735	-11.10	-1.51%	5	32,603	0.7%	205.9	2.2%	30.6x	2.0x	POWERGRID	40,697	0.9%	38.6	11.1x	0.4x
Miscellaneous	4,451	4,476	-25.10	-0.56%	15	247,173	5.4%	864.0	9.4%	12.2x	2.1x	SUMITPOWER	40,152	0.9%	6.0	9.6x	1.1x
Bond**	90	89	+0.41	+0.46%	8	33,512	0.7%	2.4	0.0%	NM	NM	TITASGAS	39,272	0.9%	56.4	11.7x	0.5x

Top Ten Gainers	Close Price (BDT)	Δ%	Turnover (BDT Mn)	PE	PB	Top Twenty Free Float Mcap	Free Float Mcap (BDT Mn)	% of Total Free Float Mcap	PE	PB	Most Traded Share	Close Price (BDT)	Δ%	Turnover (BDT Mn)	PE	PB
SONARBAINS	61.6	+10.0%	26.8	30.3x	3.0x	SQURPHARMA	126,615	7.3%	10.4x	1.9x	BEXIMCO	134.0	-0.7%	458.5	8.2x	1.5x
PIONEERINS	85.8	+10.0%	77.4	11.0x	1.7x	BATBC	81,427	4.7%	20.2x	9.4x	BDFINANCE	48.8	+3.4%	293.5	35.2x	2.7x
GREENDELTA	80.9	+9.9%	38.1	9.6x	1.2x	BEXIMCO	78,265	4.5%	8.2x	1.5x	IPDC	55.6	+1.6%	213.1	23.0x	3.1x
JANATAINS	41.2	+9.9%	22.0	29.9x	2.7x	RENATA	70,282	4.1%	26.0x	5.1x	PROVATIINS	75.8	+9.9%	200.1	17.1x	3.2x
PROVATIINS	75.8	+9.9%	200.1	17.1x	3.2x	BXPBARMA	50,334	2.9%	12.6x	1.8x	LHBL	74.0	+0.4%	194.0	22.7x	4.9x
PARAMOUNT	57.0	+9.8%	20.5	19.2x	2.2x	BEACONPHAR	45,713	2.6%	69.8x	11.2x	BRACBANK	41.3	+0.7%	184.8	10.8x	1.1x
RELIANCINS	68.2	+9.8%	15.4	12.4x	1.1x	GP	41,481	2.4%	12.4x	7.2x	BSC	117.3	-1.9%	178.5	8.7x	1.7x
GLOBALINS	42.5	+9.8%	26.2	42.9x	3.1x	BRACBANK	30,910	1.8%	10.8x	1.1x	JHRML	77.7	-1.9%	155.2	37.4x	2.5x
PRAGATIINS	69.5	+9.4%	24.8	12.1x	1.2x	LHBL	30,355	1.8%	22.7x	4.9x	SALVOCHEM	64.5	+0.9%	154.8	26.8x	4.3x
CRYSTALINS	43.1	+9.4%	15.5	15.1x	1.8x	ISLAMIBANK	25,001	1.4%	10.4x	0.8x	BDCOM	36.4	-1.6%	147.2	24.3x	2.4x

Top Ten Losers	Close Price (BDT)	Δ%	Turnover (BDT Mn)	PE	PB	NBL	18,422	1.1%	NM	0.5x	Block Trade	Maximum Price (BDT)	Minimum Price (BDT)	No. of Trade	Quantity ('000)	Turnover (BDT Mn)
TRUSTBANK	35.7	-10.1%	4.5	7.9x	1.3x	PUBALIBANK	18,032	1.0%	5.8x	0.6x	DUTCHBANGL	65.3	65.3	1.0	2,300	150.19
EPGL	39.2	-2.0%	17.5	28.2x	0.7x	CITYBANK	16,950	1.0%	4.7x	0.8x	BSCCL	217.4	217.4	1.0	690	150.01
GHAIL	19.6	-2.0%	27.1	NM	1.4x	ALARABANK	16,528	1.0%	12.2x	1.2x	IPDC	60.0	55.6	4.0	680	38.00
GENEXIL	88.4	-2.0%	123.6	26.0x	4.8x	OLYMPIC	16,049	0.9%	15.2x	2.9x	SALVOCHEM	63.0	62.7	10.0	450	28.24
PADMALIFE	49.2	-2.0%	13.5	NM	NM	BSRMLTD	15,779	0.9%	5.4x	0.7x	SILCOPHL	33.2	31.0	8.0	749	23.40
SHURWID	19.7	-2.0%	8.2	9.0x	1.5x	ROBI	15,766	0.9%	86.0x	2.4x	ALARABANK	26.0	26.0	1.0	700	18.20
MONOSPOOL	197.1	-2.0%	15.3	64.8x	4.7x	SUMITPOWER	14,772	0.9%	9.6x	1.1x	ORIONPHARM	96.0	91.0	4.0	94	8.66
SILCOPHL	29.6	-2.0%	14.6	34.8x	1.3x	UPGDCL	14,550	0.8%	11.8x	4.4x	PRIMEINSUR	85.0	82.3	2.0	101	8.42
ITC	34.6	-2.0%	9.2	19.5x	2.0x						LHBL	80.5	80.3	6.0	85	6.83
AMBEEPBA	480.3	-2.0%	2.0	NM	24.7x						DOREENPWR	78.0	78.0	1.0	80	6.24

\*NBFI Sector PE calculation methodology has been modified to reflect positive earnings only.

\*\* The base of the Bond index starts at 100, starting from Jan 13, 2022

Block Trade	Maximum Price (BDT)	Minimum Price (BDT)	Turnover (BDT Mn)	Quantity ('000)	No. of Trade
DUTCHBANGL	65.3	65.3	150.2	2,300	1
BSCCL	217.4	217.4	150.0	690	1
IPDC	60.0	55.6	38.0	680	4
SALVOCHEM	63.0	62.7	28.2	450	10
SILCOPHL	33.2	31.0	23.4	749	8
ALARABANK	26.0	26.0	18.2	700	1
ORIONPHARM	96.0	91.0	8.7	94	4
PRIMEINSUR	85.0	82.3	8.4	101	2
LHBL	80.5	80.3	6.8	85	6
DOREENPWR	78.0	78.0	6.2	80	1
DELTASPINN	8.4	8.4	5.9	700	1
RUNNERAUTO	53.0	53.0	5.3	100	2
ALLTEX	23.7	23.7	5.0	210	1
CNATEX	9.7	9.7	4.9	500	1
PROVATIINS	70.0	70.0	4.0	57	3
HRTEX	73.7	73.7	3.7	50	1
GP	308.0	308.0	3.6	12	1
AL-HAJTEX	104.9	99.0	3.5	35	3
PADMALIFE	55.0	54.5	3.0	55	2
LANKABAFIN	32.5	32.4	2.9	88	2
BRACBANK	40.5	40.2	2.2	53	3
VFSTDL	25.9	25.9	2.0	79	2
<b>Total</b>			<b>505.9</b>		<b>89</b>

**Upcoming Corporate Events**

DSE Ticker	Right Share	Dividend		Event	Date
		Stock	Cash		
National Credit and Commerce Bank Ltd.	-	4.0%	12.0%	Record Date	8-Jun-22
Al-Arafah Islami Bank Ltd	-	0.0%	15.0%	Record Date	8-Jun-22
Rupali Insurance Company Ltd.	-	0.0%	10.0%	Record Date	8-Jun-22
Eastland Insurance Company Ltd.	-	0.0%	10.0%	Record Date	9-Jun-22
Rupali Bank Ltd.	-	2.0%	0.0%	Record Date	12-Jun-22
Southeast Bank Ltd.	-	4.0%	8.0%	Record Date	12-Jun-22
One Bank Limited	-	5.0%	0.0%	Record Date	13-Jun-22
National Bank Ltd.	-	0.0%	0.0%	Record Date	16-Jun-22
Islami Insurance Bangladesh Limited	-	0.0%	12.5%	Record Date	20-Jun-22
Beximco Green Sukuk Al Istisna'a	-	0.0%	5.8%	Record Date	22-Jun-22
Marico Bangladesh Limited	-	0.0%	450.0%	Record Date	23-Jun-22
Berger Paints Bangladesh Ltd.	-	0.0%	100.0%	Record Date	26-Jun-22
Kay & Que (Bangladesh) Ltd.	-	0.0%	5.0%	Record Date	Notify later

**Important DSE News**
**USMANIAGL**

In response to a DSE query dated June 02, 2022, the Company has informed that there is no undisclosed price sensitive information of the Company for recent unusual price hike and increase in volume of shares.

**EASTRNLUB**

In response to a DSE query dated June 06, 2022, the Company has informed that there is no undisclosed price sensitive information of the Company for recent unusual price hike and increase in volume of shares.

**SONARBAINS**

In response to a DSE query dated June 06, 2022, the Company has informed that there is no undisclosed price sensitive information of the Company for recent unusual price hike and increase in volume of shares.

**Disclaimer:** This report has been prepared by BRAC EPL Stock Brokerage Ltd and is provided for information purposes. It is not, under any circumstances, to be used or considered as an offer to sell, or a solicitation of any offer to buy. Reasonable care has been taken to ensure that the information is not untrue and misleading. BRAC EPL Stock Brokerage Ltd makes no representation or warranty as to the accuracy or completeness of such information. All opinions and estimates included in this report constitute our judgment as of this date and are subject to change without notice.