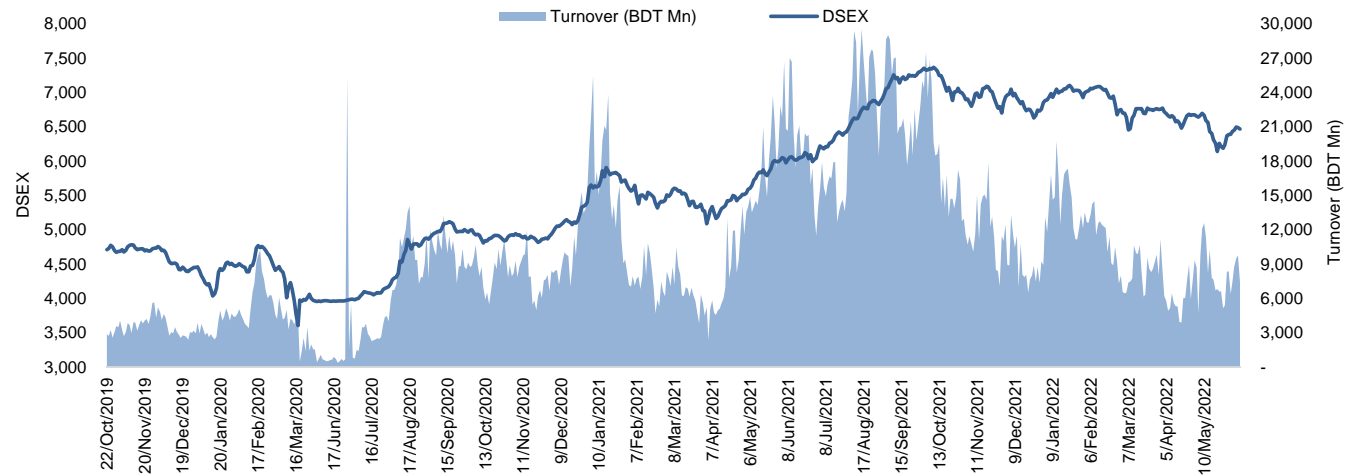


Daily Market Update

The market closed in red today. The benchmark index DSEX (-0.32%) lost 20.57 points and closed at 6,468.60. The blue-chip index DS30 (-0.45%), the Shariah-based index DSES (-0.43%), and the large-cap index CDSET (-0.39%) closed at 2,350.77, 1,410.89, and 1,287.14 points, respectively. Most of the large-cap sectors posted negative performance today. Food & Allied experienced the highest loss of 1.37% followed by NBFI (-0.71%), Telecommunication (-0.46%), Engineering (-0.44%), Pharmaceutical (-0.39%), Fuel & Power (-0.34%), and Bank (+0.02%), respectively. Block trades contributed 1.0% of the overall market turnover. Bangladesh Export Import Company Ltd. (-1.0%) was the most traded share with a turnover of BDT 252 million.



Index	Closing	Opening	Point Δ	%Δ	YTD %Δ
DSEX	6,468.60	6,489.17	-20.57	-0.32%	-4.3%
DS30	2,350.77	2,361.34	-10.57	-0.45%	-7.2%
DSES	1,410.89	1,416.96	-6.07	-0.43%	-1.4%
CDSET	1,287.14	1,292.19	-5.05	-0.39%	-5.3%

	Advanced	Declined	Unchanged	Total
All Category	114	228	38	380
A Category (Equity)	99	137	26	262
B Category (Equity)	9	73	7	89
N Category (Equity)	2	3	1	6
Z Category (Equity)	4	15	4	23
Mutual Funds	14	9	12	35
Corporate Bonds	2	0	2	4

		Today	Last Day	Daily %Δ
Mcap	Mn BDT	5,221,754	5,240,759	-0.4%
	Mn USD	60,718	60,939	
Turnover	Mn BDT	7,398	9,741	-24.0%
	Mn USD	86	113	
Volume	Mn Shares	194	249	-22.2%
No. of Trade		170,205	198,192	-14.1%

Figure: Sectorial Turnover (BDT)

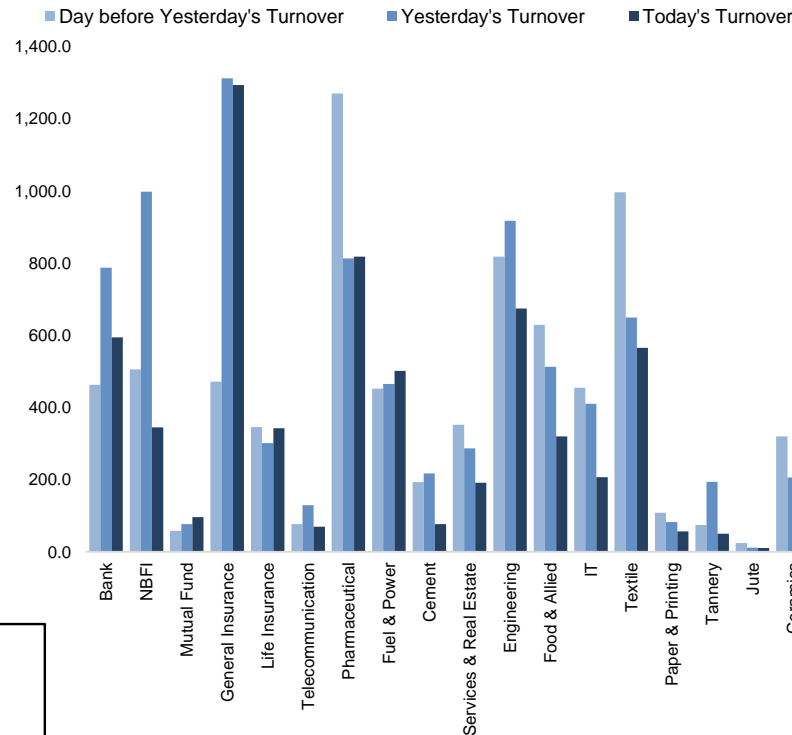
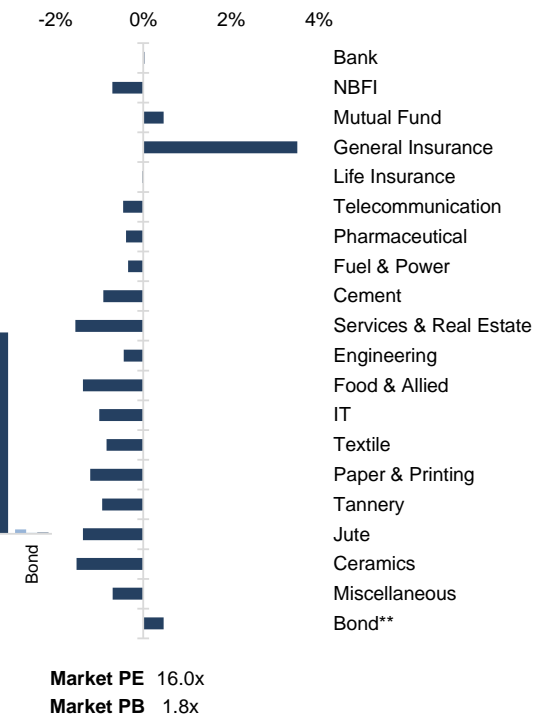


Figure: Sectorial Mcap Change



Market PE 16.0x
Market PB 1.8x

Fahim Hassan
Research Associate
(880) 1709636546
fahim.hassan@bracepl.com

Billal Hossain
Research Associate
(880) 1708805229
billal.hossain@bracepl.com

Sector Index	Closing	Opening	Points Δ	%Δ	No. of Companies	Mcap (BDT Mn)	% of Total Mcap	Turnover (BDT Mn)	% of Total Turnover	PE	PB	Top Twenty Market Cap	Mcap (BDT Mn)	% of Total Mcap	Turnover (BDT Mn)	PE	PB
Bank	1,433	1,433	+0.34	+0.02%	33	658,758	14.4%	593.9	8.6%	7.8x	0.8x	GP	413,192	9.0%	36.8	12.4x	7.1x
NBFI	2,025	2,039	-14.39	-0.71%	23	199,227	4.3%	344.7	5.0%	NM	3.6x	WALTONHIL	332,494	7.3%	2.5	23.2x	3.4x
Mutual Fund	888	884	+4.11	+0.46%	36	39,314	0.9%	96.5	1.4%	NM	0.8x	BATBC	303,102	6.6%	29.8	19.8x	9.2x
General Insurance	3,872	3,741	+131.24	+3.51%	40	113,768	2.5%	1,293.0	18.7%	18.0x	1.9x	SQURPHARMA	193,778	4.2%	32.6	10.5x	1.9x
Life Insurance	2,438	2,438	-0.43	-0.02%	13	68,468	1.5%	342.4	4.9%	NM	NM	ROBI	156,090	3.4%	15.8	85.1x	2.3x
Telecommunication	5,130	5,154	-23.58	-0.46%	3	604,819	13.2%	69.2	1.0%	16.1x	4.5x	UPGDCL	145,619	3.2%	5.3	11.8x	4.4x
Pharmaceutical	3,826	3,841	-15.12	-0.39%	32	718,257	15.7%	817.9	11.8%	17.7x	2.6x	RENATA	143,510	3.1%	11.5	25.9x	5.1x
Fuel & Power	1,803	1,809	-6.23	-0.34%	23	470,433	10.3%	501.5	7.2%	11.7x	1.2x	BEXIMCO	116,200	2.5%	252.3	8.1x	1.5x
Cement	2,508	2,531	-22.95	-0.91%	7	122,830	2.7%	76.8	1.1%	26.0x	2.7x	LHBL	84,896	1.9%	55.0	22.4x	4.8x
Services & Real Estate	1,435	1,458	-22.58	-1.55%	8	54,558	1.2%	191.2	2.8%	89.2x	1.0x	ICB	81,146	1.8%	3.4	45.9x	1.8x
Engineering	4,721	4,742	-20.92	-0.44%	42	552,029	12.0%	673.9	9.7%	19.2x	1.9x	BERGERPBL	80,864	1.8%	0.1	27.8x	7.7x
Food & Allied	22,654	22,969	-315.39	-1.37%	21	402,743	8.8%	319.6	4.6%	24.4x	9.5x	MARICO	75,140	1.6%	4.3	21.1x	27.9x
IT	2,773	2,801	-28.04	-1.00%	11	35,096	0.8%	206.4	3.0%	28.5x	2.5x	BXPBARMA	71,467	1.6%	29.0	12.5x	1.8x
Textile	1,550	1,563	-13.05	-0.83%	58	167,530	3.7%	564.9	8.2%	23.8x	1.0x	BEACONPHAR	65,073	1.4%	15.9	69.6x	11.2x
Paper & Printing	7,369	7,459	-90.12	-1.21%	6	26,367	0.6%	56.2	0.8%	NM	1.8x	BRACBANK	59,028	1.3%	117.8	11.1x	1.1x
Tannery	3,424	3,456	-32.26	-0.93%	6	36,549	0.8%	49.8	0.7%	51.6x	3.6x	ISLAMIBANK	51,359	1.1%	2.0	10.4x	0.8x
Jute	8,674	8,795	-121.06	-1.38%	3	1,996	0.0%	10.7	0.2%	NM	28.2x	DUTCHBANGL	40,607	0.9%	11.2	7.0x	1.1x
Ceramics	713	724	-11.01	-1.52%	5	32,107	0.7%	152.0	2.2%	30.1x	1.9x	POWERGRID	40,198	0.9%	31.3	11.0x	0.4x
Miscellaneous	4,420	4,451	-30.86	-0.69%	15	245,459	5.4%	557.5	8.1%	12.1x	2.1x	SUMITPOWER	39,939	0.9%	7.8	9.5x	1.1x
Bond**	90	90	+0.42	+0.47%	8	33,668	0.7%	3.0	0.0%	NM	NM	TITASGAS	38,679	0.8%	14.1	11.6x	0.5x

Top Ten Gainers	Close Price (BDT)	Δ%	Turnover (BDT Mn)	PE	PB
PIONEERINS	94.3	+9.9%	108.5	12.1x	1.8x
PARAMOUNT	62.5	+9.6%	31.6	21.1x	2.4x
PROVATIINS	83.0	+9.5%	237.3	18.8x	3.5x
CITYGENINS	34.6	+7.1%	35.5	22.0x	1.9x
RENWICKJA	1,090.3	+6.2%	11.5	NM	NM
PRAGATIINS	73.5	+5.8%	23.6	12.8x	1.3x
SONARBAINS	65.0	+5.5%	41.9	32.0x	3.2x
GLOBALINS	44.8	+5.4%	37.5	45.3x	3.3x
RELIANCINS	71.8	+5.3%	11.9	13.0x	1.2x
RUPALIBANK	29.0	+5.1%	10.7	25.9x	0.7x

Top Twenty Free Float Mcap	Free Float Mcap (BDT Mn)	% of Total Free Float Mcap	PE	PB
SQURPHARMA	126,789	7.3%	10.5x	1.9x
BATBC	80,170	4.6%	19.8x	9.2x
BEXIMCO	77,447	4.5%	8.1x	1.5x
RENATA	69,932	4.0%	25.9x	5.1x
BXPBARMA	49,898	2.9%	12.5x	1.8x
BEACONPHAR	45,551	2.6%	69.6x	11.2x
GP	41,319	2.4%	12.4x	7.1x
BRACBANK	31,734	1.8%	11.1x	1.1x
LHBL	29,985	1.7%	22.4x	4.8x
ISLAMIBANK	25,001	1.4%	10.4x	0.8x
EBL	22,377	1.3%	6.7x	1.0x
NBL	18,422	1.1%	NM	0.5x
PUBALIBANK	18,032	1.0%	5.8x	0.6x
CITYBANK	17,166	1.0%	4.8x	0.8x
ALARABANK	16,466	1.0%	12.1x	1.2x
OLYMPIC	15,961	0.9%	15.1x	2.9x
BSRMLTD	15,795	0.9%	5.4x	0.7x
ROBI	15,609	0.9%	85.1x	2.3x
SUMITPOWER	14,693	0.9%	9.5x	1.1x
UPGDCL	14,562	0.8%	11.8x	4.4x

Most Traded Share	Close Price (BDT)	Δ%	Turnover (BDT Mn)	PE	PB
BEXIMCO	132.6	-1.0%	252.3	8.1x	1.5x
SALVOCHEM	66.1	+2.5%	251.9	27.5x	4.4x
PROVATIINS	83.0	+9.5%	237.3	18.8x	3.5x
ORIONPHARM	91.3	+0.1%	148.2	22.2x	1.1x
BSC	116.4	-0.8%	138.5	8.6x	1.7x
ANWARGALV	398.1	+1.1%	137.3	36.7x	23.6x
CVOPRL	205.9	+3.3%	134.6	NM	23.9x
FAREASTLIF	91.4	+1.9%	128.0	NM	NM
BRACBANK	42.4	+2.7%	117.8	11.1x	1.1x
NBL	8.0	-	116.1	NM	0.5x

Top Ten Losers	Close Price (BDT)	Δ%	Turnover (BDT Mn)	PE	PB
GEMINISEA	353.4	-2.0%	34.5	19.5x	61.4x
LINDEBD	1,483.1	-2.0%	7.1	18.2x	3.6x
STANCERAM	142.5	-2.0%	0.9	NM	19.2x
RAHIMAFOD	290.2	-2.0%	32.7	NM	31.6x
APEXTANRY	167.7	-2.0%	14.0	NM	2.7x
COPPERTECH	39.6	-2.0%	27.7	22.9x	3.0x
MONOSPOOL	193.2	-2.0%	8.4	63.5x	4.6x
IPDC	54.5	-2.0%	49.2	22.5x	3.1x
MEGHNA PET	29.8	-2.0%	0.5	NM	NM
BDWELDING	19.9	-2.0%	1.7	NM	1.7x

Block Trade	Maximum Price (BDT)	Minimum Price (BDT)	No. of Trade	Quantity ('000)	Turnover (BDT Mn)
BSCCL	217.5	217.5	1.0	460	100.05
DUTCHBANGL	65.1	65.1	1.0	1,537	100.03
BRACBANK	42.4	41.3	6.0	1,600	67.21
SALVOCHEM	70.0	63.8	11.0	640	41.53
BDFINANCE	53.6	47.9	3.0	793	39.50
GSPFINANCE	37.0	33.2	2.0	437	16.03
CITYBANK	23.6	23.6	1.0	500	11.80
IPDC	55.0	55.0	1.0	180	9.88
NBL	8.0	8.0	1.0	957	7.66
BDCOM	36.5	36.5	1.0	200	7.30

*NBFI Sector PE calculation methodology has been modified to reflect positive earnings only.

** The base of the Bond index starts at 100, starting from Jan 13, 2022

Block Trade	Maximum Price (BDT)	Minimum Price (BDT)	Turnover (BDT Mn)	Quantity ('000)	No. of Trade
BSCCL	217.5	217.5	100.1	460	1
DUTCHBANGAL	65.1	65.1	100.0	1,537	1
BRACBANK	42.4	41.3	67.2	1,600	6
SALVOCHEM	70.0	63.8	41.5	640	11
BDFINANCE	53.6	47.9	39.5	793	3
GSPFINANCE	37.0	33.2	16.0	437	2
CITYBANK	23.6	23.6	11.8	500	1
IPDC	55.0	55.0	9.9	180	1
NBL	8.0	8.0	7.7	957	1
BDCOM	36.5	36.5	7.3	200	1
SILCOPHL	31.5	29.6	7.2	230	3
PREMIERLEA	7.3	7.3	6.6	900	1
GP	308.0	304.7	5.6	18	2
SHEPHERD	28.9	28.4	5.3	186	3
LHBL	79.0	79.0	5.0	63	1
BEACONPHAR	277.2	277.2	4.9	18	1
PADMALIFE	49.3	49.1	3.9	80	2
KARNAPHULI	37.0	37.0	2.8	77	1
FAREASTLIF	94.9	89.9	2.7	29	2
AIL	53.4	53.4	2.7	50	1
RDFOOD	51.5	51.5	2.6	50	1
HRTEX	75.3	74.0	2.1	27	2
Total			477.1		73

Upcoming Corporate Events

DSE Ticker	Right Share	Dividend		Event	Date
		Stock	Cash		
National Credit and Commerce Bank Ltd.	-	4.0%	12.0%	Record Date	8-Jun-22
Al-Arafah Islami Bank Ltd	-	0.0%	15.0%	Record Date	8-Jun-22
Rupali Insurance Company Ltd.	-	0.0%	10.0%	Record Date	8-Jun-22
Eastland Insurance Company Ltd.	-	0.0%	10.0%	Record Date	9-Jun-22
Rupali Bank Ltd.	-	2.0%	0.0%	Record Date	12-Jun-22
Southeast Bank Ltd.	-	4.0%	8.0%	Record Date	12-Jun-22
One Bank Limited	-	5.0%	0.0%	Record Date	13-Jun-22
Indo-Bangla Pharmaceuticals Limited	-	3.0%	0.0%	Record Date	13-Jun-22
National Bank Ltd.	-	0.0%	0.0%	Record Date	16-Jun-22
Islami Insurance Bangladesh Limited	-	0.0%	12.5%	Record Date	20-Jun-22
Beximco Green Sukuk Al Istisna'a	-	0.0%	5.8%	Record Date	22-Jun-22
Marico Bangladesh Limited	-	0.0%	450.0%	Record Date	23-Jun-22
Berger Paints Bangladesh Ltd.	-	0.0%	100.0%	Record Date	26-Jun-22
Premier Bank Perpetual Bond	-	0.0%	10.0%	Record Date	26-Jun-22
Kay & Que (Bangladesh) Ltd.	-	0.0%	5.0%	Record Date	Notify later

Important DSE News
PREBPBOND

The Trustee of Premier Bank Perpetual Bond has approved 1st Half Year Coupon Payment @ 9.99% for the period December 27, 2021 to June 26, 2022. Record Date for entitlement of Coupon of the Bond: 26.06.2022.

NHFIL

The Company has informed that the Board of Directors has re-elected Mr. Mahbubur Rahman, as the Chairman of the Board.

TRUSTBANK

The Company has further informed that due to unavoidable circumstances, the 23rd AGM will be held on August 02, 2022 instead of earlier declared date July 25, 2022. Other information will remain unchanged.

IBP

The Company has further informed that BSEC has accorded consent for issuance of 3% Stock Dividend for the year ended June 30, 2021. The Company has also informed that the Board of Directors has fixed the Record date on 13.06.2022 for entitlement of the aforesaid Bonus Shares.

Disclaimer: This report has been prepared by BRAC EPL Stock Brokerage Ltd and is provided for information purposes. It is not, under any circumstances, to be used or considered as an offer to sell, or a solicitation of any offer to buy. Reasonable care has been taken to ensure that the information is not untrue and misleading. BRAC EPL Stock Brokerage Ltd makes no representation or warranty as to the accuracy or completeness of such information. All opinions and estimates included in this report constitute our judgment as of this date and are subject to change without notice.