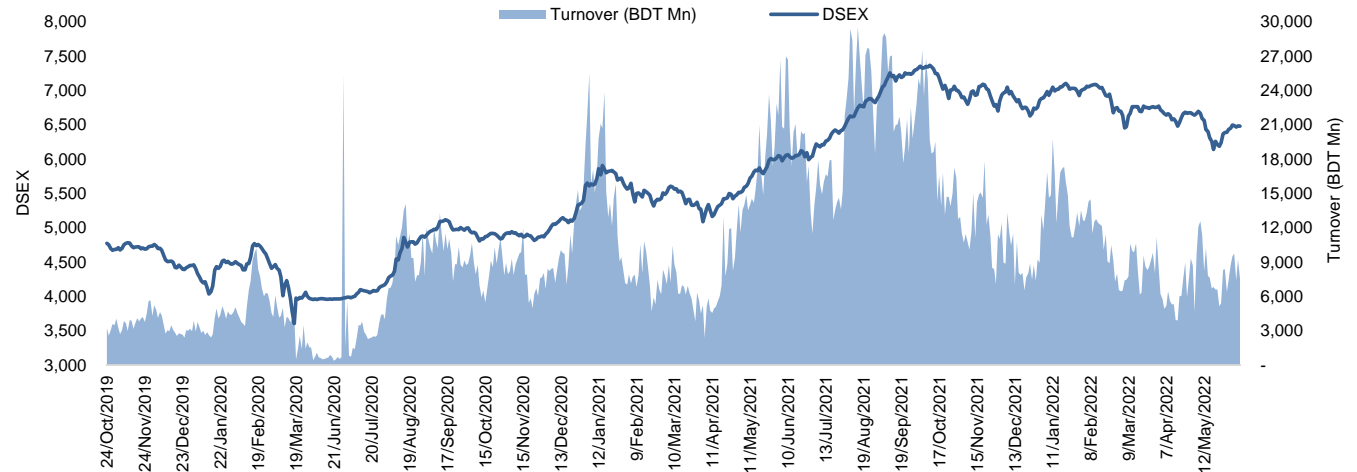


## Daily Market Update

The market closed in red today. The benchmark index DSEX (-0.06%) lost 3.95 points and closed at 6,480.30. The blue-chip index DS30 (-0.05%), the Shariah-based index DSES (+0.06%), and the large-cap index CDSET (-0.10%) closed at 2,352.38, 1,413.74, and 1,288.03 points, respectively. Most of the large-cap sectors posted negative performance today. Food & Allied experienced the highest loss of 0.76% followed by NBF1 (-0.38%), Engineering (-0.14%), Fuel & Power (-0.02%), Pharmaceutical (-0.02%), Bank (+0.05%), and Telecommunication (+0.42%), respectively. Block trades contributed 0.8% of the overall market turnover. Bangladesh Export Import Company Ltd. (-0.1%) was the most traded share with a turnover of BDT 446 million.



Index	Closing	Opening	Point Δ	%Δ	YTD %Δ
DSEX	6,480.30	6,484.25	-3.95	-0.06%	-4.1%
DS30	2,352.38	2,353.65	-1.26	-0.05%	-7.1%
DSES	1,413.74	1,412.95	+0.79	+0.06%	-1.2%
CDSET	1,288.03	1,289.29	-1.26	-0.10%	-5.2%

	Advanced	Declined	Unchanged	Total
All Category	137	196	47	380
A Category (Equity)	86	149	26	261
B Category (Equity)	37	36	16	89
N Category (Equity)	2	4	1	7
Z Category (Equity)	12	7	4	23
Mutual Funds	4	22	8	34
Corporate Bonds	2	0	2	4

		Today	Last Day	Daily %Δ
Mcap	Mn BDT	5,228,818	5,231,718	-0.1%
	Mn USD	60,800	60,834	
Turnover	Mn BDT	7,583	9,197	-17.5%
	Mn USD	88	107	
Volume	Mn Shares	195	294	-33.6%
No. of Trade		149,850	179,953	-16.7%

Figure: Sectorial Turnover (BDT)

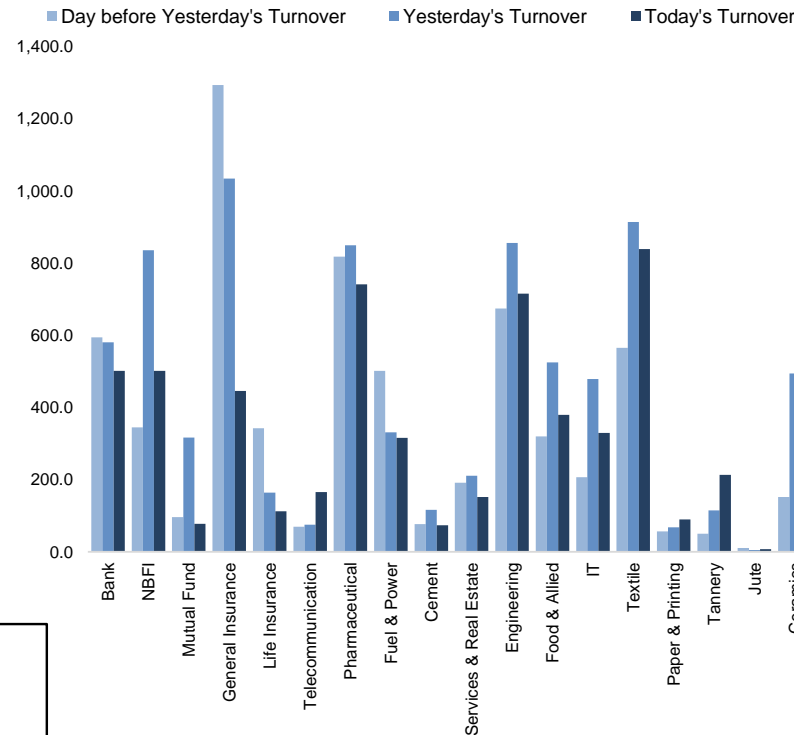
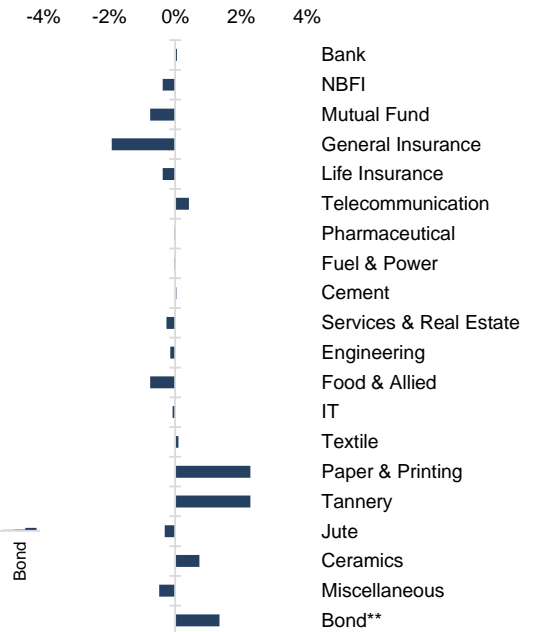


Figure: Sectorial Mcap Change



Market PE 16.0x  
Market PB 1.8x

Fahim Hassan  
Research Associate

(880) 1709636546  
fahim.hassan@bracepl.com

Billal Hossain  
Research Associate

(880) 1708805229  
billal.hossain@bracepl.com

Sector Index	Closing	Opening	Points Δ	%Δ	No. of Companies	Mcap (BDT Mn)	% of Total Mcap	Turnover (BDT Mn)	% of Total Turnover	PE	PB	Top Twenty Market Cap	Mcap (BDT Mn)	% of Total Mcap	Turnover (BDT Mn)	PE	PB
Bank	1,440	1,439	+0.76	+0.05%	33	661,850	14.4%	501.6	7.3%	7.9x	0.8x	GP	412,652	9.0%	22.0	12.4x	7.1x
NBFI	2,022	2,029	-7.70	-0.38%	23	198,904	4.3%	501.7	7.3%	NM	3.6x	WALTONHIL	333,100	7.3%	4.1	23.3x	3.4x
Mutual Fund	906	912	-6.93	-0.76%	36	40,081	0.9%	77.7	1.1%	NM	0.8x	BATBC	300,672	6.6%	49.1	19.7x	9.1x
General Insurance	3,744	3,818	-73.61	-1.93%	41	110,482	2.4%	445.8	6.5%	17.5x	1.8x	SQURPHARMA	193,335	4.2%	53.4	10.4x	1.9x
Life Insurance	2,408	2,417	-9.13	-0.38%	13	67,626	1.5%	112.4	1.6%	NM	NM	ROBI	156,090	3.4%	17.1	85.1x	2.3x
Telecommunication	5,132	5,110	+21.35	+0.42%	3	605,005	13.2%	165.6	2.4%	16.1x	4.5x	UPGDCL	145,561	3.2%	7.7	11.8x	4.4x
Pharmaceutical	3,827	3,828	-0.85	-0.02%	32	718,470	15.7%	741.0	10.8%	17.7x	2.6x	RENATA	142,931	3.1%	9.9	25.8x	5.0x
Fuel & Power	1,802	1,803	-0.43	-0.02%	23	470,268	10.2%	315.6	4.6%	11.7x	1.2x	BEXIMCO	116,112	2.5%	446.2	8.1x	1.5x
Cement	2,509	2,508	+0.97	+0.04%	7	122,849	2.7%	73.2	1.1%	26.0x	2.7x	LHBL	84,664	1.8%	41.1	22.4x	4.8x
Services & Real Estate	1,448	1,452	-3.81	-0.26%	8	55,044	1.2%	151.9	2.2%	90.0x	1.1x	BERGERPBL	81,212	1.8%	2.8	27.9x	7.7x
Engineering	4,735	4,742	-6.84	-0.14%	42	553,625	12.1%	714.9	10.4%	19.2x	1.9x	ICB	80,098	1.7%	6.5	45.3x	1.8x
Food & Allied	22,515	22,687	-172.15	-0.76%	21	400,277	8.7%	379.4	5.5%	24.2x	9.4x	MARICO	75,632	1.6%	8.3	21.3x	28.1x
IT	2,787	2,789	-2.06	-0.07%	11	35,274	0.8%	329.3	4.8%	28.7x	2.5x	BXPBARMA	71,423	1.6%	31.4	12.5x	1.8x
Textile	1,572	1,571	+1.55	+0.10%	58	169,909	3.7%	839.1	12.2%	24.1x	1.0x	BEACONPHAR	64,749	1.4%	24.2	69.2x	11.1x
Paper & Printing	7,542	7,374	+168.57	+2.29%	6	26,987	0.6%	89.9	1.3%	NM	1.9x	BRACBANK	60,142	1.3%	143.6	11.3x	1.1x
Tannery	3,524	3,445	+78.88	+2.29%	6	37,611	0.8%	213.4	3.1%	53.1x	3.7x	ISLAMIBANK	52,164	1.1%	9.4	10.6x	0.8x
Jute	8,573	8,601	-27.32	-0.32%	3	1,973	0.0%	7.2	0.1%	NM	27.8x	DUTCHBANGL	40,733	0.9%	9.7	7.1x	1.1x
Ceramics	751	746	+5.48	+0.73%	5	33,844	0.7%	489.1	7.1%	31.7x	2.0x	SUMITPOWER	40,259	0.9%	3.4	9.6x	1.1x
Miscellaneous	4,424	4,446	-21.60	-0.49%	15	245,716	5.4%	735.5	10.7%	12.2x	2.1x	POWERGRID	39,984	0.9%	22.6	10.9x	0.4x
Bond**	92	91	+1.22	+1.35%	8	34,326	0.7%	8.5	0.1%	NM	NM	TITASGAS	38,085	0.8%	13.1	11.4x	0.5x

Top Ten Gainers	Close Price (BDT)	Δ%	Turnover (BDT Mn)	PE	PB	Top Twenty Free Float Mcap	Free Float Mcap (BDT Mn)	% of Total Free Float Mcap	PE	PB	Most Traded Share	Close Price (BDT)	Δ%	Turnover (BDT Mn)	PE	PB
MEGHNAINS	12.1	+10.0%	0.0	16.6x	0.8x	SQURPHARMA	126,499	7.3%	10.4x	1.9x	BEXIMCO	132.5	-0.1%	446.2	8.1x	1.5x
IMAMBUTTON	87.0	+9.6%	9.7	NM	18.1x	BATBC	79,528	4.6%	19.7x	9.1x	SPCERAMICS	41.1	+6.2%	355.3	92.2x	1.3x
DULAMIACOT	65.6	+9.3%	5.5	NM	NM	BEXIMCO	77,389	4.5%	8.1x	1.5x	IPDC	54.1	+0.4%	177.2	22.4x	3.1x
MIDASFIN	15.3	+7.0%	22.2	5.0x	1.5x	RENATA	69,650	4.0%	25.8x	5.0x	FORTUNE	107.8	+4.3%	172.6	34.8x	7.1x
SALAMCRST	32.3	+6.2%	56.6	80.8x	1.7x	BXPBARMA	49,867	2.9%	12.5x	1.8x	ANWARGALV	408.4	+0.1%	149.1	37.6x	24.3x
SPCERAMICS	41.1	+6.2%	355.3	92.2x	1.3x	BEACONPHAR	45,325	2.6%	69.2x	11.1x	BRACBANK	43.2	+0.7%	143.6	11.3x	1.1x
GEMINISEA	373.2	+5.8%	44.3	20.6x	64.8x	GP	41,265	2.4%	12.4x	7.1x	GENEXIL	86.2	+0.9%	135.6	25.4x	4.6x
KAY&QUE	251.1	+4.5%	8.7	NM	3.3x	BRACBANK	32,332	1.9%	11.3x	1.1x	BSCCL	219.9	+1.8%	126.5	15.7x	3.2x
FORTUNE	107.8	+4.3%	172.6	34.8x	7.1x	LHBL	29,903	1.7%	22.4x	4.8x	ORIONPHARM	93.1	+0.5%	123.5	22.7x	1.1x
NFML	18.7	+3.9%	26.9	NM	1.6x	ISLAMIBANK	25,393	1.5%	10.6x	0.8x	SALVOCHEM	66.8	-0.3%	118.2	27.8x	4.5x

Top Ten Losers	Close Price (BDT)	Δ%	Turnover (BDT Mn)	PE	PB	NBL	Pubalibank	CITYBANK	ALARABANK	OLYMPIC	BSRMLTD	ROBI	ORIONPHARM	SUMITPOWER	Block Trade	Maximum Price (BDT)	Minimum Price (BDT)	No. of Trade	Quantity ('000)	Turnover (BDT Mn)
UNIONINS	38.6	-7.4%	35.9	21.7x	2.4x	18,883	18,173	16,950	16,157	16,011	15,939	15,609	14,818	14,811	BDFINANCE	55.0	55.0	1.0	2,830	155.65
NCCBANK	14.8	-5.7%	0.9	5.8x	0.7x	1.1%	1.1%	1.0%	0.9%	0.9%	0.9%	0.9%	0.9%	0.9%	BSCCL	219.6	219.6	1.0	569	124.95
PRIMEINSUR	88.2	-2.5%	59.8	40.3x	4.6x	NM	5.8x	4.7x	11.9x	15.2x	5.5x	85.1x	22.7x	9.6x	SQURPHARMA	219.2	219.2	1.0	570	124.94
JANATAINS	40.3	-2.2%	17.4	33.8x	2.7x	0.5x	0.6x	0.8x	1.2x	2.9x	0.7x	2.3x	1.1x	1.1x	SALVOCHEM	72.7	72.7	2.0	620	45.07
CONTALINS	39.3	-2.0%	4.1	24.9x	1.9x	0.6x	0.6x	0.8x	1.2x	2.9x	0.7x	2.3x	1.1x	1.1x	ANWARGALV	401.0	400.0	2.0	105	41.90
RUPALIBANK	29.5	-2.0%	9.0	26.3x	0.8x	0.6x	0.6x	0.8x	1.2x	2.9x	0.7x	2.3x	1.1x	1.1x	LHBL	79.9	79.9	1.0	400	31.96
BNICL	78.7	-2.0%	3.5	23.6x	3.4x	0.6x	0.6x	0.8x	1.2x	2.9x	0.7x	2.3x	1.1x	1.1x	BDCOM	38.0	38.0	2.0	692	26.30
RELIANCINS	69.0	-2.0%	2.9	12.5x	1.1x	0.6x	0.6x	0.8x	1.2x	2.9x	0.7x	2.3x	1.1x	1.1x	CITYBANK	23.7	23.7	1.0	1,000	23.70
SKICL	54.4	-2.0%	8.4	13.8x	2.8x	0.6x	0.6x	0.8x	1.2x	2.9x	0.7x	2.3x	1.1x	1.1x	PRIMEINSUR	86.0	86.0	3.0	200	17.20
PEOPLESINS	54.5	-2.0%	4.5	20.8x	1.8x	0.6x	0.6x	0.8x	1.2x	2.9x	0.7x	2.3x	1.1x	1.1x	KTL	31.9	31.9	2.0	500	15.95

\*NBFI Sector PE calculation methodology has been modified to reflect positive earnings only.

\*\* The base of the Bond index starts at 100, starting from Jan 13, 2022

Block Trade	Maximum Price (BDT)	Minimum Price (BDT)	Turnover (BDT Mn)	Quantity ('000)	No. of Trade
BDFINANCE	55.0	55.0	155.7	2,830	1
BSCCL	219.6	219.6	125.0	569	1
SQRPHARMA	219.2	219.2	124.9	570	1
SALVOCHEM	72.7	72.7	45.1	620	2
ANWARGALV	401.0	400.0	41.9	105	2
LHBL	79.9	79.9	32.0	400	1
BDCOM	38.0	38.0	26.3	692	2
CITYBANK	23.7	23.7	23.7	1,000	1
PRIMEINSUR	86.0	86.0	17.2	200	3
KTL	31.9	31.9	16.0	500	2
BRACBANK	43.4	42.8	15.2	352	5
BEACONPHAR	295.0	290.0	9.8	33	2
HRTEX	86.3	81.6	8.6	104	6
BGIC	51.0	51.0	8.4	165	1
IPDC	56.9	52.9	6.6	124	3
CNATEX	9.9	9.9	5.0	500	3
AL-HAJTEX	100.0	98.0	4.6	47	4
WALTONHIL	1,169.0	1,169.0	4.0	3	2
RENATA	1,304.0	1,304.0	3.9	3	2
MALEKSPIN	30.8	29.0	3.7	124	5
BEXGSUKUK	91.0	91.0	3.5	38	2
LANKABAFIN	32.4	32.4	2.4	74	1
<b>Total</b>			<b>689.9</b>		<b>61</b>

**Upcoming Corporate Events**

DSE Ticker	Right Share	Dividend		Event	Date
		Stock	Cash		
Rupali Bank Ltd.	-	2.0%	0.0%	Record Date	12-Jun-22
Southeast Bank Ltd.	-	4.0%	8.0%	Record Date	12-Jun-22
One Bank Limited	-	5.0%	0.0%	Record Date	13-Jun-22
Indo-Bangla Pharmaceuticals Limited	-	3.0%	0.0%	Record Date	13-Jun-22
National Bank Ltd.	-	0.0%	0.0%	Record Date	16-Jun-22
Islami Insurance Bangladesh Limited	-	0.0%	12.5%	Record Date	20-Jun-22
Beximco Green Sukuk Al Istisna'a	-	0.0%	5.8%	Record Date	22-Jun-22
Marico Bangladesh Limited	-	0.0%	450.0%	Record Date	23-Jun-22
Berger Paints Bangladesh Ltd.	-	0.0%	100.0%	Record Date	26-Jun-22
Premier Bank Perpetual Bond	-	0.0%	10.0%	Record Date	26-Jun-22
MIDAS Financing Ltd.	-	1.0%	1.0%	Record Date	29-Jun-22
Janata Insurance Company Ltd.	-	5.0%	6.0%	Record Date	7-Jul-22
Prime Insurance Company Ltd.	-	0.0%	15.0%	Record Date	12-Jul-22
Union Insurance Company Limited	-	0.0%	5.0%	Record Date	20-Jul-22
Kay & Que (Bangladesh) Ltd.	-	0.0%	5.0%	Record Date	Notify later

**Important DSE News**
**UNIONINS**

The Board of Directors has recommended 5% cash dividend for the year ended December 31, 2021. Date of AGM: 19.09.2022, Time: 12:00 PM, Venue: Digital Platform. Record date: 20.07.2022. The Company has also reported EPS of Tk. 1.58, NAV per share of Tk. 15.39 and NOCFPS of Tk. 2.06 for the year ended December 31, 2021 as against Tk. 2.14, Tk. 17.39 and Tk. 5.26 respectively for the same period of the previous year.

**(Q1 Un-audited):** EPS was Tk. 0.59 for January-March 2022 as against Tk. 0.63 for January-March 2021. NOCFPS was Tk. 0.76 for January-March 2022 as against Tk. 0.79 for January-March 2021. NAV per share was Tk. 15.98 as on March 31, 2022 and Tk. 15.39 as on December 31, 2021.

**PRIMEINSUR**

The Board of Directors has recommended 15% cash dividend for the year ended December 31, 2021. Date of AGM: 31.07.2022, Time: 11:00 AM, Venue: Digital Platform. Record Date: 12.07.2022. The Company has also reported EPS of Tk. 2.01, NAV per share of Tk. 18.63 and NOCFPS of Tk. 4.12 for the year ended December 31, 2021 as against Tk. 1.31, Tk. 17.62 and Tk. 4.54 respectively for the same period of the previous year.

**(Q1 Un-audited):** EPS was Tk. 0.74 for January-March 2022 as against Tk. 0.56 for January-March 2021. NOCFPS was Tk. 3.61 for January-March 2022 as against Tk. (1.30) for January-March 2021. NAV per share was Tk. 19.38 as on March 31, 2022 and Tk. 18.63 as on December 31, 2021.

**MIDASFIN**

The Board of Directors has recommended 1% cash and 1% stock dividend for the year ended December 31, 2021. Date of AGM: 21.07.2022, Time: 10:00 AM, Venue: Digital Platform. Record Date: 29.06.2022 to attend and vote in the AGM as well as will be entitled to get such recommended Cash Dividend only, if approved by the Shareholders in the AGM. The Stock Dividend is subject to approval of shareholders in the AGM and subsequent approval of the BSEC. Record date for entitlement of Stock Dividend will be notified later after getting approval from BSEC. The Company has also reported Consolidated EPS of Tk. 0.59, Consolidated NAV per share of Tk. 11.76 and Consolidated NOCFPS of Tk. 1.32 for the year ended December 31, 2021 as against Tk. 0.81 (restated), Tk. 11.41 (restated) and Tk. (0.47) (restated) respectively for the same period of the previous year. The Company also informed that i) Bonus Shares have been recommended to strengthen. Liquidity growth of the Company which will enhance the business growth of the Company ii) Bonus Shares are declared out of accumulated profit. iii) Bonus Shares are not declared from capital reserve or revaluation reserve or any unrealized gain or out of profit earned prior to incorporation of the Company or through reducing paid up capital or through doing anything so that the post dividend retained earnings become negative or a debit balance.

**(Q1 Un-audited):** Consolidated EPS was Tk. (1.21) for January-March 2022 as against Tk. (3.69) for January-March 2021. Consolidated NOCFPS was Tk. 0.50 for January-March 2022 as against Tk. 1.10 for January-March 2021. Consolidated NAV per share was Tk. 10.54 as on March 31, 2022 and Tk. 11.76 as on December 31, 2021.

**JANATAINS**

The Board of Directors has recommended 6% cash and 5% stock Dividend for the year ended December 31, 2021. Date of AGM: 11.08.2022, Time: 11:00 AM, Venue: Digital Platform. Record Date: 07.07.2022 to entitle recommended Cash Dividend only. The Stock Dividend is subject to approval from the BSEC. Record date for entitlement of Stock Dividend will be notified later after getting approval from BSEC. The Company has also reported EPS of Tk. 1.21, NAV per share of Tk. 14.41 and NOCFPS of Tk. 1.92 for the year ended December 31, 2021 as against Tk. 1.19, Tk. 13.76 and Tk. 1.42 respectively for the same period of the previous year.

**(Q1 Un-audited):** EPS was Tk. 0.40 for January-March 2022 as against Tk. 0.42 for January-March 2021. NOCFPS was Tk. 0.77 for January-March 2022 as against Tk. 0.92 for January-March 2021. NAV per share was Tk. 14.78 as on March 31, 2022 and Tk. 14.41 as on December 31, 2021.

**Disclaimer:** This report has been prepared by BRAC EPL Stock Brokerage Ltd and is provided for information purposes. It is not, under any circumstances, to be used or considered as an offer to sell, or a solicitation of any offer to buy. Reasonable care has been taken to ensure that the information is not untrue and misleading. BRAC EPL Stock Brokerage Ltd makes no representation or warranty as to the accuracy or completeness of such information. All opinions and estimates included in this report constitute our judgment as of this date and are subject to change without notice.