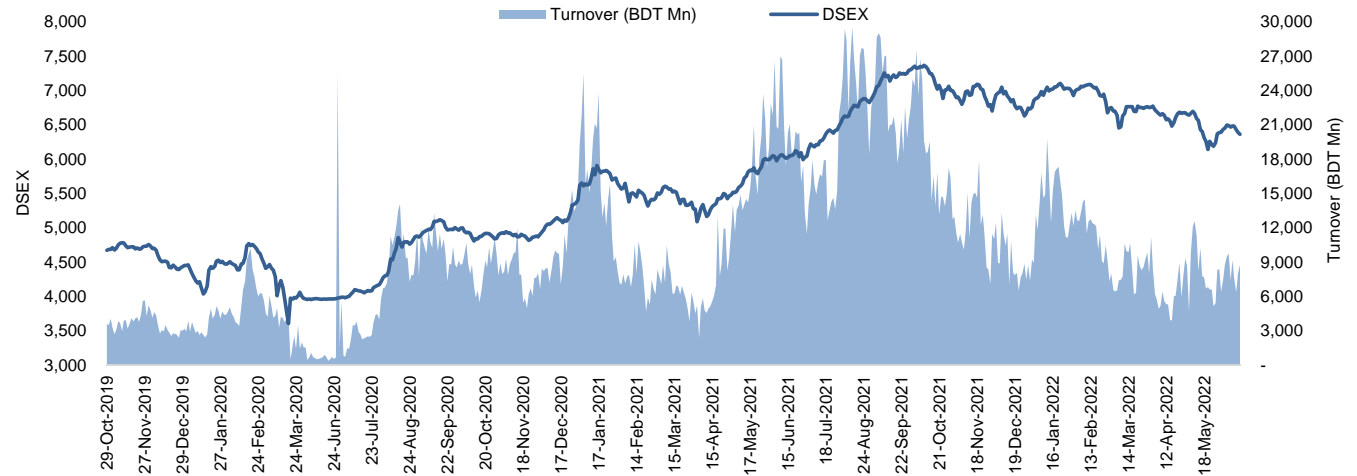


Daily Market Update

The market closed in red today. The benchmark index DSEX (-0.48%) lost 30.6 points and closed at 6,361.39. The blue-chip index DS30 (-0.69%), the Shariah-based index DSES (-0.51%), and the large-cap index CDSET (-0.64%) closed at 2,300.91, 1,387.68, and 1,261.74 points, respectively. All the large-cap sectors posted negative performance today. NBFI experienced the highest loss of 1.09% followed by Bank (-0.51%), Pharmaceutical (-0.42%), Telecommunication (-0.29%), Food & Allied (-0.25%), Fuel & Power (-0.17%), and Engineering (-0.06%), respectively. Block trades contributed 1.2% of the overall market turnover. Shinepekur Ceramics Limited (+10.0%) was the most traded share with a turnover of BDT 707 million.



Index	Closing	Opening	Point Δ	%Δ	YTD %Δ
DSEX	6,361.39	6,391.99	-30.60	-0.48%	-5.9%
DS30	2,300.91	2,316.98	-16.06	-0.69%	-9.1%
DSES	1,387.68	1,394.83	-7.15	-0.51%	-3.0%
CDSET	1,261.74	1,269.90	-8.16	-0.64%	-7.2%

	Advanced	Declined	Unchanged	Total
All Category	89	236	57	382
A Category (Equity)	50	174	39	263
B Category (Equity)	25	51	13	89
N Category (Equity)	4	3	0	7
Z Category (Equity)	10	8	5	23
Mutual Funds	2	17	16	35
Corporate Bonds	0	1	1	2

		Today	Last Day	Daily %Δ
Mcap	Mn BDT	5,162,404	5,178,245	-0.3%
	Mn USD	55,885	56,057	
Turnover	Mn BDT	8,749	7,982	+9.6%
	Mn USD	95	86	
Volume	Mn Shares	221	200	+10.7%
No. of Trade		171,642	137,795	+24.6%

* Exchange Rate is BDT 92.38 as of Jun 14, 2022

Figure: Sectorial Turnover (BDT)

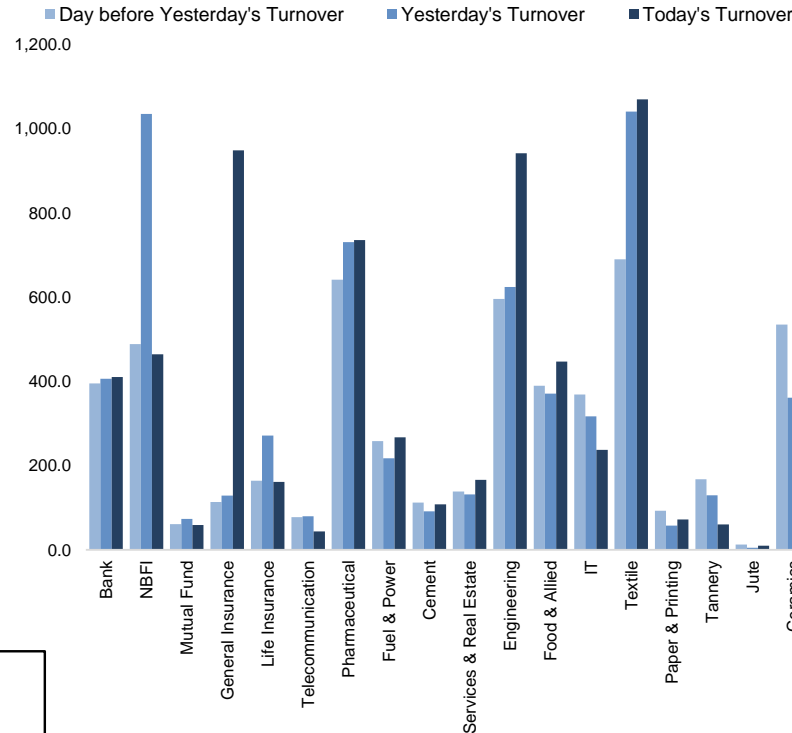
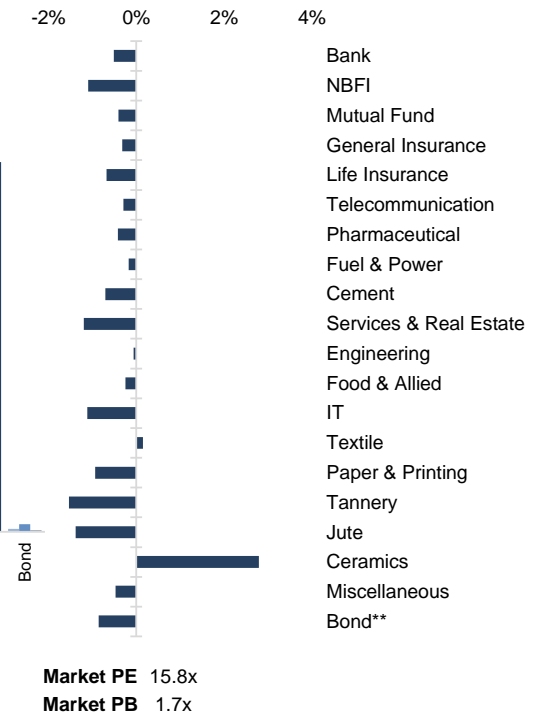


Figure: Sectorial Mcap Change



Fahim Hassan Research Associate (880) 1709636546 fahim.hassan@bracepl.com	Billal Hossain Research Associate (880) 1708805229 billal.hossain@bracepl.com
---	---

Sector Index	Closing	Opening	Points Δ	%Δ	No. of Companies	Mcap (BDT Mn)	% of Total Mcap	Turnover (BDT Mn)	% of Total Turnover	PE	PB	Top Twenty Market Cap	Mcap (BDT Mn)	% of Total Mcap	Turnover (BDT Mn)	PE	PB
Bank	1,414	1,421	-7.23	-0.51%	33	649,661	14.4%	410.0	5.2%	7.7x	0.7x	GP	411,436	9.1%	17.1	12.3x	7.1x
NBFI	1,991	2,013	-22.00	-1.09%	23	195,912	4.3%	464.3	5.8%	NM	3.5x	WALTONHIL	327,890	7.3%	1.1	22.9x	3.4x
Mutual Fund	879	883	-3.59	-0.41%	36	38,922	0.9%	58.7	0.7%	NM	0.8x	BATBC	296,946	6.6%	68.8	19.4x	9.0x
General Insurance	3,604	3,615	-11.44	-0.32%	41	106,337	2.4%	948.4	11.9%	16.8x	1.7x	SQURPHARMA	189,878	4.2%	58.6	10.3x	1.9x
Life Insurance	2,323	2,339	-15.82	-0.68%	13	65,241	1.4%	161.0	2.0%	NM	NM	ROBI	153,471	3.4%	11.4	83.7x	2.3x
Telecommunication	5,091	5,106	-14.98	-0.29%	3	600,148	13.3%	43.9	0.6%	16.0x	4.4x	UPGDCL	145,272	3.2%	6.3	11.8x	4.4x
Pharmaceutical	3,767	3,783	-15.74	-0.42%	32	707,116	15.6%	735.3	9.2%	17.4x	2.5x	RENATA	142,224	3.1%	9.6	25.7x	5.0x
Fuel & Power	1,785	1,788	-3.05	-0.17%	23	465,619	10.3%	267.1	3.4%	11.6x	1.2x	BEXIMCO	111,643	2.5%	238.9	7.8x	1.4x
Cement	2,449	2,466	-17.39	-0.71%	7	119,904	2.7%	108.2	1.4%	25.4x	2.6x	LHBL	82,341	1.8%	80.9	21.7x	4.7x
Services & Real Estate	1,390	1,407	-16.83	-1.20%	8	52,823	1.2%	166.5	2.1%	86.3x	1.0x	BERGERPBL	80,651	1.8%	6.8	27.7x	7.6x
Engineering	4,670	4,673	-2.90	-0.06%	42	546,067	12.1%	941.5	11.8%	19.0x	1.9x	ICB	79,212	1.8%	6.0	44.8x	1.8x
Food & Allied	22,240	22,295	-55.36	-0.25%	21	395,383	8.7%	446.9	5.6%	23.9x	9.3x	MARICO	75,735	1.7%	12.4	21.3x	28.2x
IT	2,697	2,728	-30.45	-1.12%	11	34,133	0.8%	237.6	3.0%	27.7x	2.4x	BXPBARMA	68,790	1.5%	26.7	12.0x	1.7x
Textile	1,575	1,572	+2.38	+0.15%	58	170,152	3.8%	1,069.6	13.4%	24.4x	1.0x	BEACONPHAR	62,994	1.4%	30.7	67.3x	10.8x
Paper & Printing	7,290	7,359	-68.99	-0.94%	6	26,086	0.6%	72.1	0.9%	NM	1.8x	BRACBANK	58,332	1.3%	48.3	11.0x	1.1x
Tannery	3,399	3,452	-53.03	-1.54%	6	36,283	0.8%	60.6	0.8%	51.2x	3.6x	ISLAMIBANK	52,164	1.2%	11.5	10.6x	0.8x
Jute	8,508	8,627	-118.96	-1.38%	3	1,958	0.0%	9.5	0.1%	NM	27.6x	DUTCHBANGL	40,607	0.9%	2.4	7.0x	1.1x
Ceramics	770	749	+20.95	+2.80%	5	34,693	0.8%	876.5	11.0%	32.5x	2.1x	SUMITPOWER	39,725	0.9%	5.5	9.5x	1.1x
Miscellaneous	4,356	4,376	-20.69	-0.47%	15	241,908	5.3%	877.8	11.0%	12.0x	2.0x	POWERGRID	39,414	0.9%	38.0	10.8x	0.4x
Bond**	93	94	-0.80	-0.86%	8	34,637	0.8%	2.7	0.0%	NM	NM	TITASGAS	37,986	0.8%	7.1	11.4x	0.5x

Top Ten Gainers	Close Price (BDT)	Δ%	Turnover (BDT Mn)	PE	PB	Top Twenty Free Float Mcap	Free Float Mcap (BDT Mn)	% of Total Free Float Mcap	PE	PB	Most Traded Share	Close Price (BDT)	Δ%	Turnover (BDT Mn)	PE	PB
SPCERAMICS	48.5	+10.0%	706.8	NM	1.5x	SQURPHARMA	124,237	7.3%	10.3x	1.9x	SPCERAMICS	48.5	+10.0%	706.8	NM	1.5x
MIRACLEIND	30.5	+9.7%	24.2	NM	1.0x	BATBC	78,542	4.6%	19.4x	9.0x	JHRML	85.4	+9.1%	445.5	41.1x	2.8x
MONNOFABR	27.2	+9.7%	232.0	NM	1.1x	BEXIMCO	74,410	4.4%	7.8x	1.4x	ANWARGALV	417.7	+0.7%	257.0	38.5x	24.8x
MEGHNAINS	16.0	+9.6%	0.0	22.0x	1.1x	RENATA	69,306	4.1%	25.7x	5.0x	BEXIMCO	127.4	-1.5%	238.9	7.8x	1.4x
KBPPWBIL	12.7	+9.5%	30.8	NM	1.1x	BXPBARMA	48,030	2.8%	12.0x	1.7x	MONNOFABR	27.2	+9.7%	232.0	NM	1.1x
JHRML	85.4	+9.1%	445.5	41.1x	2.8x	BEACONPHAR	44,096	2.6%	67.3x	10.8x	PROVATIINS	78.7	+2.5%	203.2	17.8x	3.4x
NAHEEACP	73.2	+8.8%	164.7	25.1x	3.9x	GP	41,144	2.4%	12.3x	7.1x	IPDC	55.5	-1.9%	165.8	22.9x	3.1x
SALAMCRST	36.3	+8.7%	73.5	90.8x	2.0x	BRACBANK	31,359	1.8%	11.0x	1.1x	NAHEEACP	73.2	+8.8%	164.7	25.1x	3.9x
MEGCONMILK	25.4	+6.7%	12.1	NM	NM	LHBL	29,083	1.7%	21.7x	4.7x	PEOPLESINS	51.5	-1.9%	157.5	19.7x	1.7x
PRIMEINSUR	92.8	+6.3%	82.6	42.4x	4.8x	ISLAMIBANK	25,393	1.5%	10.6x	0.8x	SALVOCHEM	68.5	+1.2%	149.1	28.5x	4.6x

Top Ten Losers	Close Price (BDT)	Δ%	Turnover (BDT Mn)	PE	PB	NBL	PUBALIBANK	CITYBANK	BSRMLTD	OLYMPIC	ROBI	ALARABANK	SUMITPOWER	UPGDCL	Block Trade	Maximum Price (BDT)	Minimum Price (BDT)	No. of Trade	Quantity ('000)	Turnover (BDT Mn)	
ONEBANKLTD	10.7	-5.3%	15.9	19.3x	0.6x	NBL	18,652	1.1%	NM	0.5x	PUBALIBANK	18,314	1.1%	5.9x	0.7x	RENATA	1,328.0	1,328.0	1.0	114	150.86
IBP	17.4	-3.9%	13.0	16.8x	1.2x	CITYBANK	16,591	1.0%	4.6x	0.8x	BSRMLTD	15,571	0.9%	5.4x	0.7x	ORIONPHARM	98.6	91.4	3.0	1,538	140.72
APEXTANRY	162.0	-2.0%	12.2	NM	2.6x	OLYMPIC	15,435	0.9%	14.6x	2.8x	ROBI	15,347	0.9%	83.7x	2.3x	LHBL	72.3	72.3	1.0	1,900	137.37
RENWICKJA	1,061.1	-2.0%	0.5	NM	NM	ALARABANK	15,228	0.9%	11.2x	1.1x	SUMITPOWER	14,615	0.9%	9.5x	1.1x	NBL	8.2	8.2	1.0	5,939	48.70
ALARABANK	24.6	-2.0%	17.6	11.2x	1.1x	UPGDCL	14,527	0.9%	11.8x	4.4x	ISLAMIBANK	32.4	32.4	2.0	1,261	40.87					
GEMINISEA	374.1	-2.0%	57.8	20.6x	64.9x						PRIMEINSUR	90.0	87.0	8.0	423	36.89					
PARAMOUNT	59.1	-2.0%	30.2	19.9x	2.3x						ACIFORMULA	184.5	175.0	2.0	192	34.47					
CAPMIBLMF	14.8	-2.0%	5.9	NM	1.6x						FORTUNE	106.0	106.0	3.0	314	33.28					
EASTRN LUB	2,031.0	-2.0%	19.3	NM	11.1x						SALVOCHEM	71.5	66.7	4.0	353	24.52					
RUPALIINS	34.7	-2.0%	18.2	17.7x	1.6x						KTL	34.0	31.7	10.0	563	17.88					

*NBFI Sector PE calculation methodology has been modified to reflect positive earnings only.

** The base of the Bond index starts at 100, starting from Jan 13, 2022

Block Trade	Maximum Price (BDT)	Minimum Price (BDT)	Turnover (BDT Mn)	Quantity ('000)	No. of Trade
RENATA	1,328.0	1,328.0	150.9	114	1
ORIONPHARM	98.6	91.4	140.7	1,538	3
LHBL	72.3	72.3	137.4	1,900	1
NBL	8.2	8.2	48.7	5,939	1
ISLAMIBANK	32.4	32.4	40.9	1,261	2
PRIMEINSUR	90.0	87.0	36.9	423	8
ACIFORMULA	184.5	175.0	34.5	192	2
FORTUNE	106.0	106.0	33.3	314	3
SALVOCHEM	71.5	66.7	24.5	353	4
KTL	34.0	31.7	17.9	563	10
NAHEEACP	67.3	67.1	17.7	263	5
BEACONPHAR	273.0	273.0	13.7	50	1
SQURPHARMA	214.5	214.5	10.7	50	1
BRACBANK	42.5	41.8	10.5	249	8
SPCERAMICS	46.0	43.4	9.8	226	6
GSPFINANCE	34.1	33.2	8.5	251	3
JAMUNABANK	21.9	21.9	8.0	364	1
AL-HAJTEX	109.0	101.9	7.9	78	6
HRTEX	90.0	87.2	6.5	74	7
BATBC	574.0	574.0	2.9	5	1
MAKSONSPIN	26.2	26.2	2.6	100	1
MARICO	2,399.2	2,399.2	2.4	1	1
Total			791.2		103

Upcoming Corporate Events

DSE Ticker	Right Share	Dividend		Event	Date
		Stock	Cash		
National Bank Ltd.	-	0.0%	0.0%	Record Date	16-Jun-22
Islami Insurance Bangladesh Limited	-	0.0%	12.5%	Record Date	20-Jun-22
Beximco Green Sukuk Al Istisna'a	-	0.0%	5.8%	Record Date	22-Jun-22
Marico Bangladesh Limited	-	0.0%	450.0%	Record Date	23-Jun-22
Berger Paints Bangladesh Ltd.	-	0.0%	100.0%	Record Date	26-Jun-22
Premier Bank Perpetual Bond	-	0.0%	10.0%	Record Date	26-Jun-22
MIDAS Financing Ltd.	-	1.0%	1.0%	Record Date	29-Jun-22
Janata Insurance Company Ltd.	-	5.0%	6.0%	Record Date	07-Jul-22
Prime Insurance Company Ltd.	-	0.0%	15.0%	Record Date	12-Jul-22
Union Insurance Company Limited	-	0.0%	5.0%	Record Date	20-Jul-22
Kay & Que (Bangladesh) Ltd.	-	0.0%	5.0%	Record Date	Notify later

Important DSE News
TALLUSPIN

(Q1 Un-audited): EPS was Tk. (0.46) for July-September 2021. NOCFPS was Tk. 0.04 for July-September 2021. NAV per share was Tk. 24.30 as on September 30, 2021 and Tk. 24.75 as on June 30, 2021.

TALLUSPIN

(Q2 Un-audited): EPS was Tk. (0.43) for October-December, 2021 and Tk. (0.89) for July-December, 2021. NOCFPS was Tk. 0.01 for July-December, 2021. NAV per share was Tk. 23.86 as on December 31, 2021 and Tk. 24.75 as on June 30, 2021.

REPUBLIC

(Q1 Un-audited): EPS was Tk. 0.58 for January-March 2022 as against Tk. 0.56 for January-March 2021. NOCFPS was Tk. 0.90 for January-March 2022 as against Tk. 0.19 for January-March 2021. NAV per share was Tk. 17.43 as on March 31, 2022 and Tk. 16.78 as on March 31, 2021.

RAKCERAMIC

The Company has informed that the Board of Directors has decided to increase the tiles production capacity by 15,000 sqm per day through greenfield project at an investment of BDT 9,025 million.

MONNOFABR

Monno Welfare Foundation, one of the Corporate Directors of the Company, has expressed its intention to sell 57,50,000 shares out of its total holding of 1,95,99,500 shares of the Company at prevailing market price (In the Block Market) through Dhaka Stock Exchange within next 30 working days.

Disclaimer: This report has been prepared by BRAC EPL Stock Brokerage Ltd and is provided for information purposes. It is not, under any circumstances, to be used or considered as an offer to sell, or a solicitation of any offer to buy. Reasonable care has been taken to ensure that the information is not untrue and misleading. BRAC EPL Stock Brokerage Ltd makes no representation or warranty as to the accuracy or completeness of such information. All opinions and estimates included in this report constitute our judgment as of this date and are subject to change without notice.