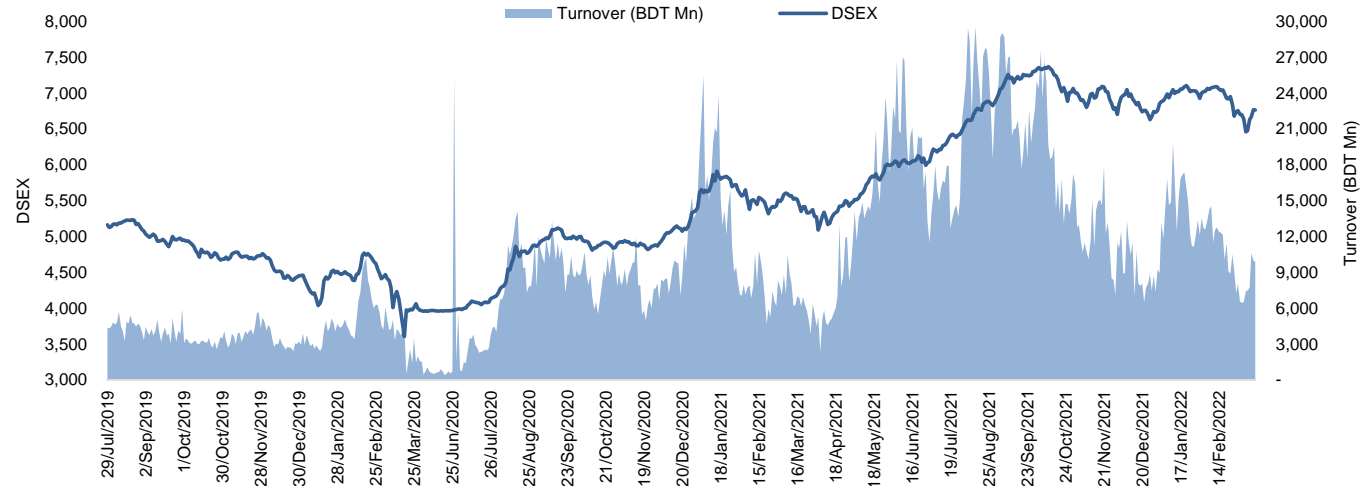


The market closed in red today. The benchmark index DSEX (-0.03%) lost 1.8 points and closed at 6,763.93. The blue-chip index DS30 (-0.11%), the Shariah-based index DSES (-0.03%), and the large-cap index CDSET (+0.02%) closed at 2,460.49, 1,452.70, and 1,337.68 points, respectively. Large-cap sectors posted mixed performance today. Engineering booked the highest gain of 0.96% followed by Food & Allied (+0.39%), Telecommunication (+0.30%), Bank (+0.19%). NBF1 experienced the highest loss of 0.15% followed by Fuel & Power (-0.14%), Pharmaceutical (-0.06%). Block trades contributed 0.4% of the overall market turnover. Bangladesh Export Import Company Ltd. (-1.0%) was the most traded share with a turnover of BDT 537 million.



Index	Closing	Opening	Point Δ	%Δ	YTD %Δ
DSEX	6,763.93	6,765.73	-1.80	-0.03%	+0.1%
DS30	2,460.49	2,463.19	-2.71	-0.11%	-2.8%
DSES	1,452.70	1,453.18	-0.48	-0.03%	+1.5%
CDSET	1,337.68	1,337.45	+0.23	+0.02%	-1.6%

	Advanced	Declined	Unchanged	Total
All Category	167	178	33	378
A Category (Equity)	122	117	25	264
B Category (Equity)	32	47	4	83
N Category (Equity)	1	4	1	6
Z Category (Equity)	12	10	3	25
Mutual Funds	25	1	9	35
Corporate Bonds	1	0	1	2

		Today	Last Day	Daily %Δ
Mcap	Mn BDT	5,419,473	5,411,325	+0.2%
	Mn USD	63,017	62,922	
Turnover	Mn BDT	9,865	9,987	-1.2%
	Mn USD	115	116	
Volume	Mn Shares	296	304	-2.5%
No. of Trade		180,494	198,996	-9.3%

Figure: Sectorial Turnover (BDT)

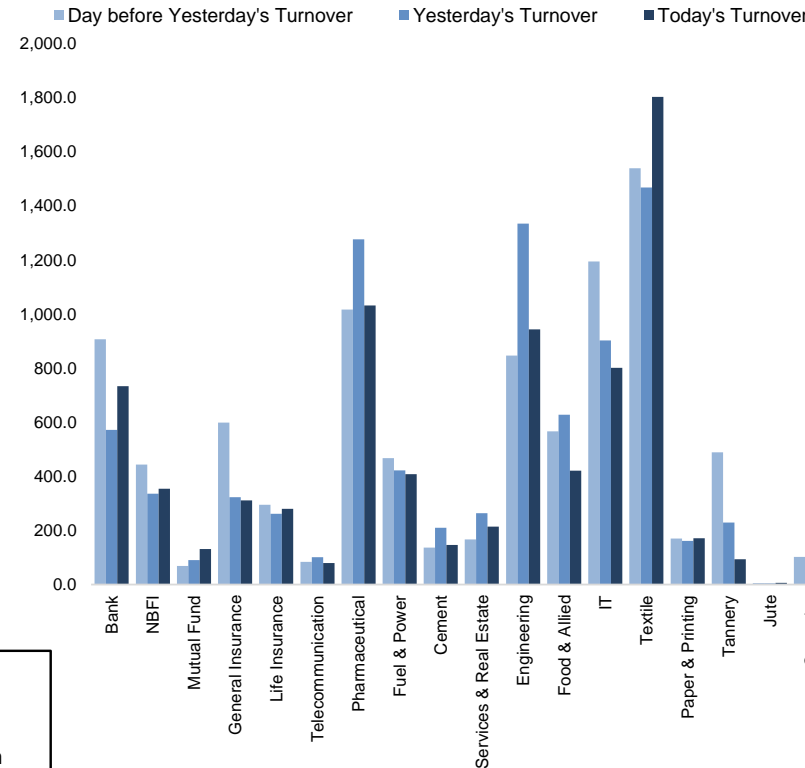
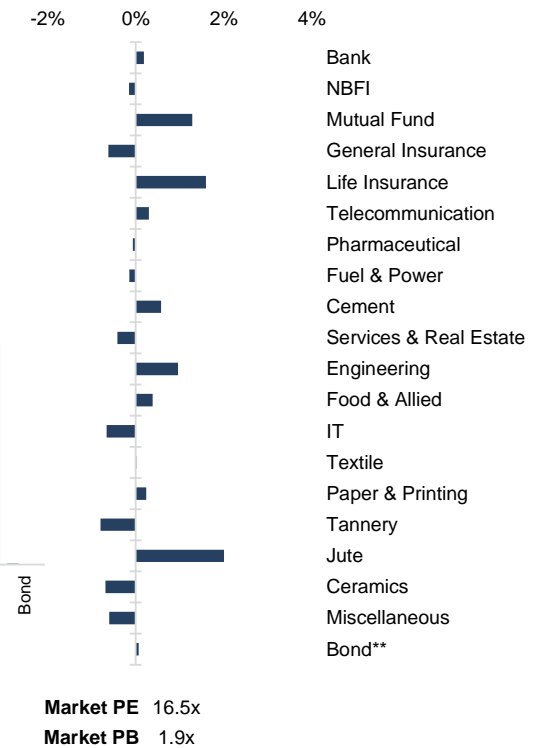


Figure: Sectorial Mcap Change



Market PE 16.5x
Market PB 1.9x

Fahim Hassan Research Associate (880) 1709636546 fahim.hassan@bracepl.com	Md. Mahmudul Hasan Junior Research Associate (880) 1708805201 mmahmudul.hasan@bracepl.com
---	---

Sector Index	Closing	Opening	Points Δ	%Δ	No. of Companies	Mcap (BDT Mn)	% of Total Mcap	Turnover (BDT Mn)	% of Total Turnover	PE	PB	Top Twenty Market Cap	Mcap (BDT Mn)	% of Total Mcap	Turnover (BDT Mn)	PE	PB
Bank	1,573	1,570	+2.97	+0.19%	33	728,475	15.1%	733.1	8.3%	8.0x	0.9x	GP	445,599	9.2%	39.7	13.1x	8.9x
NBFI	2,157	2,160	-3.21	-0.15%	23	210,106	4.4%	353.8	4.0%	NM	3.8x	WALTONHIL	331,828	6.9%	1.7	23.0x	3.5x
Mutual Fund	896	884	+11.39	+1.29%	36	39,902	0.8%	131.3	1.5%	NM	0.8x	BATBC	318,978	6.6%	56.8	21.3x	8.7x
General Insurance	4,048	4,074	-25.35	-0.62%	40	118,615	2.5%	310.6	3.5%	18.7x	2.0x	SQURPHARMA	192,714	4.0%	57.7	10.8x	2.0x
Life Insurance	2,623	2,582	+41.27	+1.60%	13	74,035	1.5%	280.0	3.2%	NM	NM	ROBI	190,137	3.9%	25.9	82.8x	2.9x
Telecommunication	5,675	5,658	+16.98	+0.30%	3	670,086	13.9%	80.0	0.9%	17.3x	5.3x	UPGDCL	145,040	3.0%	13.6	11.8x	4.9x
Pharmaceutical	3,876	3,879	-2.44	-0.06%	32	722,911	15.0%	1,031.2	11.7%	18.0x	2.7x	RENATA	142,867	3.0%	4.9	26.4x	5.3x
Fuel & Power	1,839	1,842	-2.66	-0.14%	23	479,937	10.0%	408.2	4.6%	11.7x	1.2x	BEXIMCO	133,902	2.8%	536.9	10.7x	1.8x
Cement	2,536	2,522	+14.56	+0.58%	7	125,038	2.6%	146.6	1.7%	18.9x	2.6x	ICB	91,782	1.9%	10.7	47.7x	2.0x
Services & Real Estate	1,467	1,473	-6.11	-0.41%	8	55,970	1.2%	214.4	2.4%	NM	1.1x	LHBL	82,341	1.7%	115.6	21.2x	4.2x
Engineering	4,777	4,732	+45.59	+0.96%	42	558,747	11.6%	943.5	10.7%	18.9x	2.0x	BERGERPBL	80,762	1.7%	6.1	26.7x	7.3x
Food & Allied	23,943	23,851	+92.46	+0.39%	21	423,325	8.8%	421.0	4.8%	26.3x	9.1x	BXPHARMA	79,676	1.7%	52.7	13.1x	2.1x
IT	3,307	3,329	-21.90	-0.66%	11	40,353	0.8%	801.2	9.1%	32.3x	2.8x	MARICO	74,211	1.5%	9.3	21.5x	28.7x
Textile	1,676	1,676	+0.25	+0.02%	58	180,862	3.8%	1,802.0	20.4%	30.8x	1.1x	BRACBANK	68,216	1.4%	99.6	11.9x	1.4x
Paper & Printing	9,024	9,003	+21.57	+0.24%	6	32,510	0.7%	171.3	1.9%	NM	2.2x	BEACONPHAR	53,523	1.1%	11.5	45.7x	9.5x
Tannery	3,650	3,679	-29.43	-0.80%	6	38,651	0.8%	93.5	1.1%	NM	3.8x	ISLAMIBANK	52,325	1.1%	15.0	9.7x	0.8x
Jute	8,674	8,503	+170.67	+2.01%	3	2,012	0.0%	5.8	0.1%	NM	24.5x	DUTCHBANGL	48,829	1.0%	9.5	8.8x	1.3x
Ceramics	710	715	-4.89	-0.68%	5	31,749	0.7%	91.6	1.0%	31.1x	2.0x	POWERGRID	44,474	0.9%	93.7	12.8x	0.5x
Miscellaneous	4,636	4,664	-28.10	-0.60%	14	254,938	5.3%	813.6	9.2%	14.3x	2.3x	SUMITPOWER	41,434	0.9%	19.1	8.7x	1.2x
Bond**	89	89	+0.06	+0.07%	7	32,555	0.7%	2.4	0.0%	NM	NM	TITASGAS	40,360	0.8%	19.3	11.8x	0.6x

Top Ten Gainers	Close Price (BDT)	Δ%	Turnover (BDT Mn)	PE	PB	Top Twenty Free Float Mcap	Free Float Mcap (BDT Mn)	% of Total Free Float Mcap	PE	PB	Most Traded Share	Close Price (BDT)	Δ%	Turnover (BDT Mn)	PE	PB
BDCOM	41.4	+9.8%	312.7	29.7x	2.7x	SQURPHARMA	126,093	6.9%	10.8x	2.0x	BEXIMCO	152.8	-1.0%	536.9	10.7x	1.8x
ENVOYTEX	46.8	+9.6%	29.0	29.8x	1.2x	BEXIMCO	89,245	4.9%	10.7x	1.8x	VFSTDL	27.0	+8.0%	432.1	17.7x	1.4x
SAVAREFR	242.8	+8.7%	4.0	NM	592.2x	BATBC	84,370	4.6%	21.3x	8.7x	BDCOM	41.4	+9.8%	312.7	29.7x	2.7x
SONARGAON	28.6	+8.3%	51.3	NM	2.5x	RENATA	69,619	3.8%	26.4x	5.3x	AGNISYSL	28.3	+0.7%	184.1	32.9x	1.9x
VFSTDL	27.0	+8.0%	432.1	17.7x	1.4x	BXPHARMA	55,630	3.1%	13.1x	2.1x	ORIONPHARM	101.7	-1.5%	182.3	25.4x	1.3x
RUPALILIFE	76.0	+6.6%	78.6	NM	NM	GP	44,560	2.4%	13.1x	8.9x	BSC	112.2	-1.7%	147.3	9.9x	1.6x
FARCHEM	13.6	+6.2%	98.1	NM	1.0x	BEACONPHAR	37,466	2.1%	45.7x	9.5x	KEYACOSMET	8.3	+3.8%	145.6	NM	0.7x
ATCSLGF	10.4	+6.1%	21.7	NM	1.0x	BRACBANK	36,673	2.0%	11.9x	1.4x	QUEENSOUTH	25.9	-1.9%	143.9	16.1x	1.7x
NTC	749.9	+5.4%	5.3	NM	8.2x	LHBL	29,083	1.6%	21.2x	4.2x	GSPFINANCE	28.1	+1.1%	140.7	17.3x	1.5x
MHSML	35.3	+5.1%	71.3	18.8x	1.8x	ISLAMIBANK	25,472	1.4%	9.7x	0.8x	DSSL	21.3	-1.8%	140.2	17.0x	1.1x

Top Ten Losers	Close Price (BDT)	Δ%	Turnover (BDT Mn)	PE	PB	Block Trade	Maximum Price (BDT)	Minimum Price (BDT)	No. of Trade	Quantity ('000)	Turnover (BDT Mn)
ALIF	14.7	-2.0%	46.2	27.2x	1.0x	ENVOYTEX	46.0	41.9	7.0	20,765	887.93
ZEALBANGLA	162.0	-2.0%	4.1	NM	NM	SONALIPAPR	750.0	750.0	1.0	129	96.75
MEGHNA PET	29.6	-2.0%	3.2	NM	NM	BDCOM	37.9	37.0	7.0	210	7.81
MLDYEING	24.7	-2.0%	19.5	62.5x	1.6x	GSPFINANCE	27.3	27.3	2.0	250	6.83
AIL	49.5	-2.0%	9.1	33.2x	2.3x	SQURPHARMA	218.0	216.5	3.0	23	5.10
MAKSONSPIN	24.8	-2.0%	52.5	7.5x	1.1x	MHSML	33.6	33.6	2.0	102	3.43
BDTHAI	19.9	-2.0%	17.5	26.3x	0.7x	FEK DIL	19.5	19.5	1.0	170	3.32
ACFL	29.9	-2.0%	6.0	25.8x	0.9x	YPL	25.2	25.0	3.0	122	3.08
HWAWELLTEX	44.9	-2.0%	1.3	11.0x	1.4x	FAREASTLIF	99.4	95.0	2.0	19	1.83
YPL	25.0	-2.0%	83.4	50.0x	2.2x	QUASEMIND	55.8	55.8	1.0	28	1.53

*NBFI Sector PE calculation methodology has been modified to reflect positive earnings only.

** The base of the Bond index starts at 100, starting from Jan 13, 2022

Block Trade	Maximum Price (BDT)	Minimum Price (BDT)	Turnover (BDT Mn)	Quantity ('000)	No. of Trade
ENVOYTEX	46.0	41.9	887.9	20,765	7
SONALIPAPR	750.0	750.0	96.8	129	1
BDCOM	37.9	37.0	7.8	210	7
GSPFINANCE	27.3	27.3	6.8	250	2
SQURPHARMA	218.0	216.5	5.1	23	3
MHSML	33.6	33.6	3.4	102	2
FEKDIL	19.5	19.5	3.3	170	1
YPL	25.2	25.0	3.1	122	3
FAREASTLIF	99.4	95.0	1.8	19	2
QUASEMIND	55.8	55.8	1.5	28	1
ORIONPHARM	113.0	113.0	1.5	14	1
KEYACOSMET	8.4	8.0	1.4	166	2
SAVAREFR	242.7	242.7	1.3	6	1
FORTUNE	122.4	122.4	1.2	10	1
DSSL	21.5	21.5	1.1	50	1
BEXIMCO	155.0	155.0	1.0	7	1
CENTRALINS	46.5	46.5	1.0	22	1
BATBC	599.7	599.7	0.8	1	1
RAHIMAFOD	325.0	325.0	0.6	2	1
UNIONBANK	12.8	12.8	0.6	45	1
NPOLYMER	56.0	56.0	0.6	10	1
BPML	55.9	55.9	0.5	10	1
Total			1,030.2		44

Upcoming Corporate Events

DSE Ticker	Right Share	Dividend		Event	Date
		Stock	Cash		
Nitol Insurance Co. Ltd.	-	0.0%	12.5%	Record Date	15-Mar-22
City General Insurance Co. Ltd.	-	0.0%	10.0%	Record Date	22-Mar-22
IPDC Finance Limited	-	0.0%	12.0%	Record Date	22-Mar-22
Delta Brac Housing Finance Corp. Ltd.	-	10.0%	15.0%	Record Date	22-Mar-22
Unilever Consumer Care Limited	-	0.0%	440.0%	Record Date	23-Mar-22
Dutch-Bangla Bank Ltd.	-	10.0%	17.5%	Record Date	28-Mar-22
Linde Bangladesh Limited	-	0.0%	550.0%	Record Date	31-Mar-22
United Insurance Ltd.	-	0.0%	10.0%	Record Date	3-Apr-22
Reckitt Benckiser(Bd.)Ltd.	-	0.0%	1650.0%	Record Date	3-Apr-22

Important DSE News
SOUTHEASTB

The Company has informed that the Board of Directors has decided to purchase 10 katha 15 chatak land (residential plot) along with ground plus 05 storied building containing 15 flats and 15 car parking situated at House No.1/B, Road No.123, Block No. CES (F), Gulshan-1, Dhaka-1212 at a cost of BDT 90.00 Crore only excluding registration and other miscellaneous expenses, subject to approval of Bangladesh Bank.

IBNSINA

IBN SINA TRUST, one of the Corporate Sponsor Directors of the Company, has expressed its intention to buy 50,000 shares of the Company at prevailing market price (In the Public market) through Dhaka Stock Exchange within next 30 working days, as per Rule-4 of the BSEC (Substantial Acquisition of shares and Takeovers), Rules, 2018.

ICB

Bangladesh Development Bank Ltd., one of the Corporate Sponsor Directors of the Company, has further reported that it has completed its sale of 10,00,000 shares of the Company at prevailing market price through Dhaka Stock Exchange as per declaration disseminated on 16.02.2022.

ENVOYTEX

Mr. Kutubuddin Ahmed, one of the Sponsor Directors of the company, has expressed his intention to buy 43,79,564 shares of the Company at prevailing market price (in the Block market) through Dhaka Stock Exchange within next 30 working days, as per Rule-4 of the BSEC (Substantial Acquisition of shares and Takeovers), Rules, 2018.

Mr. Tanvir Ahmed, one of the Sponsor Directors of the company, has expressed his intention to buy 1,19,51,104 shares of the Company at prevailing market price (in the Block market) through Dhaka Stock Exchange within next 30 working days.