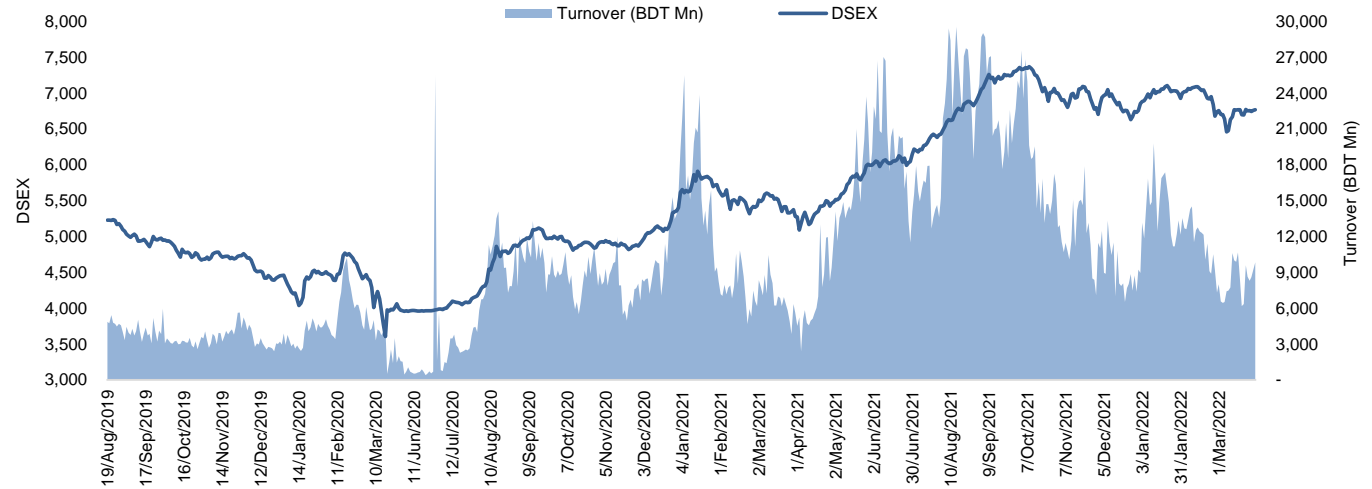


The market closed in green today. The benchmark index DSEX (+0.11%) gained 7.13 points and closed at 6,765.30. The blue-chip index DS30 (+0.12%), the Shariah-based index DSES (-0.03%), and the large-cap index CDSET (-0.06%) closed at 2,471.08, 1,464.98, and 1,339.56 points, respectively. Large-cap sectors posted mixed performance today. NBF I booked the highest gain of 1.58% followed by Fuel & Power (+0.64%), Engineering (+0.63%). Bank experienced the highest loss of 0.61% followed by Food & Allied (-0.25%), Telecommunication (-0.18%), Pharmaceutical (-0.18%). Block trades contributed 0.8% of the overall market turnover. Sonali Paper & Board Mills Ltd. (-0.9%) was the most traded share with a turnover of BDT 716 million.



Index	Closing	Opening	Point Δ	%Δ	YTD %Δ
DSEX	6,765.30	6,758.17	+7.13	+0.11%	+0.1%
DS30	2,471.08	2,468.06	+3.02	+0.12%	-2.4%
DSES	1,464.98	1,465.46	-0.48	-0.03%	+2.4%
CDSET	1,339.56	1,340.30	-0.74	-0.06%	-1.4%

	Advanced	Declined	Unchanged	Total
All Category	178	150	52	380
A Category (Equity)	126	108	30	264
B Category (Equity)	40	32	15	87
N Category (Equity)	3	0	2	5
Z Category (Equity)	9	10	5	24
Mutual Funds	19	2	14	35
Corporate Bonds	1	0	2	3

		Today	Last Day	Daily %Δ
Mcap	Mn BDT	5,400,970	5,392,716	+0.2%
	Mn USD	62,802	62,706	
Turnover	Mn BDT	9,816	9,246	+6.2%
	Mn USD	114	108	
Volume	Mn Shares	219	182	+20.3%
No. of Trade		161,199	169,091	-4.7%

Figure: Sectorial Turnover (BDT)

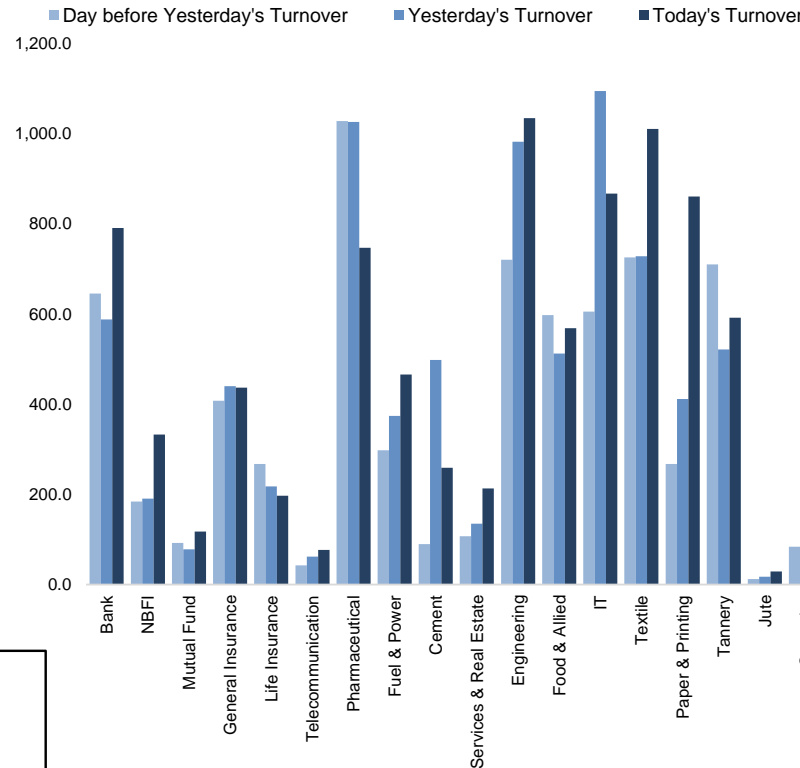
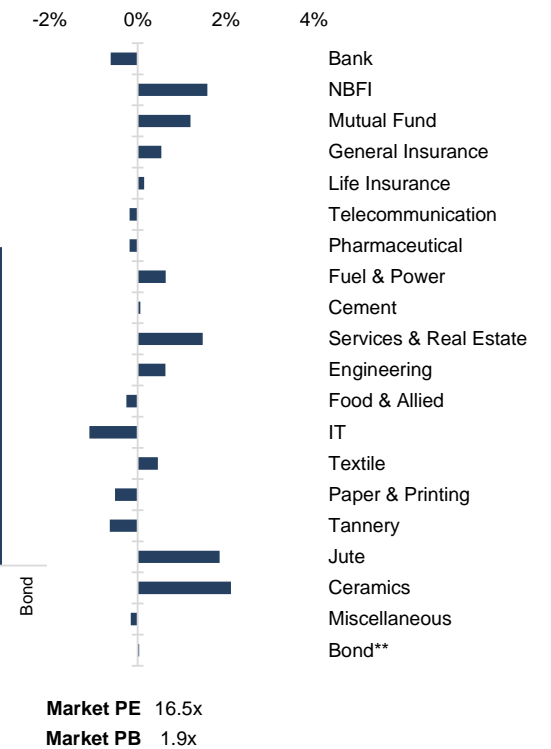


Figure: Sectorial Mcap Change



Market PE 16.5x
Market PB 1.9x

Fahim Hassan Research Associate (880) 1709636546 fahim.hassan@bracepl.com	Md. Mahmudul Hasan Junior Research Associate (880) 1708805201 mmahmudul.hasan@bracepl.com
---	---

Sector Index	Closing	Opening	Points Δ	%Δ	No. of Companies	Mcap (BDT Mn)	% of Total Mcap	Turnover (BDT Mn)	% of Total Turnover	PE	PB	Top Twenty Market Cap	Mcap (BDT Mn)	% of Total Mcap	Turnover (BDT Mn)	PE	PB
Bank	1,556	1,565	-9.63	-0.61%	33	720,254	15.0%	790.8	8.4%	8.0x	0.8x	GP	443,033	9.2%	24.6	13.0x	8.9x
NBFI	2,028	1,997	+31.64	+1.58%	23	197,585	4.1%	332.8	3.5%	NM	3.6x	WALTONHIL	329,223	6.9%	1.7	22.8x	3.5x
Mutual Fund	903	893	+10.73	+1.20%	36	40,243	0.8%	117.3	1.2%	NM	0.8x	BATBC	314,712	6.6%	68.0	21.0x	8.6x
General Insurance	3,953	3,932	+21.15	+0.54%	40	115,817	2.4%	436.3	4.6%	18.5x	2.0x	SQURPHARMA	193,867	4.0%	73.1	10.9x	2.0x
Life Insurance	2,628	2,624	+3.97	+0.15%	13	74,155	1.5%	196.7	2.1%	NM	NM	ROBI	178,090	3.7%	15.6	100.0x	2.7x
Telecommunication	5,565	5,575	-10.16	-0.18%	3	657,089	13.7%	76.8	0.8%	17.2x	5.2x	UPGDCL	146,373	3.1%	11.4	11.9x	4.9x
Pharmaceutical	3,890	3,897	-7.03	-0.18%	32	725,459	15.1%	746.5	7.9%	18.1x	2.7x	RENATA	143,649	3.0%	6.5	26.6x	5.3x
Fuel & Power	1,852	1,840	+11.71	+0.64%	23	483,363	10.1%	465.4	5.0%	11.8x	1.2x	BEXIMCO	134,340	2.8%	541.0	10.7x	1.8x
Cement	2,696	2,694	+1.60	+0.06%	7	132,882	2.8%	259.0	2.8%	20.1x	2.7x	LHBL	88,729	1.8%	230.8	22.9x	4.5x
Services & Real Estate	1,478	1,456	+21.52	+1.48%	8	56,369	1.2%	212.9	2.3%	NM	1.1x	ICB	84,691	1.8%	24.3	44.0x	1.9x
Engineering	4,772	4,742	+29.98	+0.63%	42	558,186	11.6%	1,034.4	11.0%	18.9x	2.0x	BERGERPBL	81,718	1.7%	0.6	27.0x	7.4x
Food & Allied	23,706	23,766	-60.28	-0.25%	21	419,006	8.7%	568.3	6.1%	26.1x	9.0x	BXPHERMA	79,096	1.6%	51.3	13.0x	2.0x
IT	3,290	3,326	-36.46	-1.10%	11	41,448	0.9%	866.7	9.2%	33.1x	2.9x	MARICO	73,953	1.5%	8.7	21.5x	28.6x
Textile	1,640	1,633	+7.51	+0.46%	58	176,996	3.7%	1,009.9	10.8%	30.1x	1.1x	BRACBANK	69,748	1.5%	28.7	12.7x	1.2x
Paper & Printing	10,139	10,191	-52.32	-0.51%	6	36,524	0.8%	860.6	9.2%	NM	2.5x	BEACONPHAR	54,262	1.1%	18.5	46.3x	9.7x
Tannery	3,929	3,954	-24.95	-0.63%	6	41,605	0.9%	591.3	6.3%	NM	4.1x	ISLAMIBANK	52,808	1.1%	3.6	9.8x	0.8x
Jute	9,123	8,956	+167.04	+1.87%	3	2,116	0.0%	28.8	0.3%	NM	25.1x	POWERGRID	45,615	1.0%	96.9	13.1x	0.5x
Ceramics	691	676	+14.35	+2.12%	5	30,895	0.6%	90.5	1.0%	30.3x	1.9x	DUTCHBANGL	43,706	0.9%	22.6	7.9x	1.2x
Miscellaneous	4,648	4,655	-7.42	-0.16%	14	255,608	5.3%	706.1	7.5%	14.3x	2.3x	SUMITPOWER	41,220	0.9%	16.5	8.7x	1.2x
Bond**	89	89	+0.03	+0.04%	8	32,765	0.7%	0.4	0.0%	NM	NM	TITASGAS	41,152	0.9%	78.0	12.1x	0.6x

Top Ten Gainers	Close Price (BDT)	Δ%	Turnover (BDT Mn)	PE	PB	Top Twenty Free Float Mcap	Free Float Mcap (BDT Mn)	% of Total Free Float Mcap	PE	PB	Most Traded Share	Close Price (BDT)	Δ%	Turnover (BDT Mn)	PE	PB
NORTHERN	278.4	+8.7%	22.3	NM	3.4x	SQURPHARMA	126,847	7.0%	10.9x	2.0x	SONALIPAPR	877.1	-0.9%	715.9	77.6x	3.6x
BNICL	103.6	+6.9%	219.7	35.9x	4.8x	BEXIMCO	89,537	4.9%	10.7x	1.8x	GENEXIL	126.8	-1.7%	625.7	33.2x	6.4x
IPDC	36.0	+5.9%	12.8	15.2x	2.1x	BATBC	83,241	4.6%	21.0x	8.6x	FORTUNE	135.1	-0.2%	547.3	46.3x	8.9x
PF1STMF	11.7	+5.4%	23.4	NM	2.0x	RENATA	70,000	3.8%	26.6x	5.3x	BEXIMCO	153.3	-0.5%	541.0	10.7x	1.8x
CROWNCEMNT	68.3	+5.4%	4.0	15.1x	1.3x	BXPHERMA	55,225	3.0%	13.0x	2.0x	GPHISPAT	56.0	+5.3%	265.6	12.8x	2.0x
GRHISPAT	56.0	+5.3%	265.6	12.8x	2.0x	GP	44,303	2.4%	13.0x	8.9x	DSSL	21.1	+3.9%	257.9	16.8x	1.1x
LOVELLO	40.1	+5.2%	84.3	24.5x	3.3x	BEACONPHAR	37,983	2.1%	46.3x	9.7x	PREMIERBAN	17.0	-2.3%	243.5	5.4x	0.8x
STYLECRAFT	128.2	+5.1%	28.8	NM	7.1x	BRACBANK	37,496	2.1%	12.7x	1.2x	LHBL	76.4	-0.4%	230.8	22.9x	4.5x
TITASGAS	41.6	+5.1%	78.0	12.1x	0.6x	LHBL	31,339	1.7%	22.9x	4.5x	BNICL	103.6	+6.9%	219.7	35.9x	4.8x
COPPERTECH	39.2	+4.5%	21.4	29.0x	3.0x	EBL	26,240	1.4%	6.9x	1.2x	GSPFINANCE	28.2	+0.7%	175.1	17.3x	1.5x

Top Ten Losers	Close Price (BDT)	Δ%	Turnover (BDT Mn)	PE	PB	Top Twenty Free Float Mcap	Free Float Mcap (BDT Mn)	% of Total Free Float Mcap	PE	PB	Block Trade	Maximum Price (BDT)	Minimum Price (BDT)	No. of Trade	Quantity ('000)	Turnover (BDT Mn)
DUTCHBANGL	69.1	-9.3%	22.6	7.9x	1.2x	PUBALIBANK	20,498	1.1%	5.6x	0.7x	GBBPOWER	33.2	33.1	7.0	2,600	86.08
PREMIERBAN	17.0	-2.3%	243.5	5.4x	0.8x	CITYBANK	18,746	1.0%	6.2x	0.9x	KTL	37.5	37.5	2.0	1,900	71.25
MONOSPOOL	255.1	-2.0%	28.3	NM	6.3x	ROBI	17,809	1.0%	100.0x	2.7x	FORTUNE	135.0	135.0	3.0	370	49.88
TAMIJTEX	265.2	-2.0%	20.0	57.0x	3.2x	BSRMLTD	17,333	1.0%	5.9x	0.8x	SONALIPAPR	900.0	867.5	6.0	55	47.89
ATLASBANG	117.9	-2.0%	0.5	NM	0.9x	OLYMPIC	17,276	0.9%	16.4x	3.1x	DSSL	20.2	19.9	7.0	850	17.02
AMBEEPFA	481.9	-2.0%	2.7	NM	25.5x	NBL	17,271	0.9%	6.6x	0.4x	IBNSINA	296.2	296.2	1.0	50	14.81
RANFOUNDRY	202.1	-2.0%	9.2	54.6x	7.0x	ALARABANK	16,528	0.9%	10.3x	1.2x	RENATA	1,346.0	1,346.0	1.0	11	14.81
GEMINISEA	473.4	-2.0%	48.7	37.1x	78.2x	ORIONPHARM	16,410	0.9%	25.8x	1.3x	HRTEX	73.3	73.3	5.0	172	12.64
PAPERPROC	286.7	-2.0%	58.8	NM	9.9x	PRIMEBANK	15,464	0.8%	7.8x	0.9x	BEACONPHAR	228.0	226.5	3.0	50	11.37
APEXFOODS	218.2	-2.0%	20.0	NM	1.8x						BATBC	583.0	583.0	1.0	19	10.94

*NBFI Sector PE calculation methodology has been modified to reflect positive earnings only.

** The base of the Bond index starts at 100, starting from Jan 13, 2022

Block Trade	Maximum Price (BDT)	Minimum Price (BDT)	Turnover (BDT Mn)	Quantity ('000)	No. of Trade
GBBPOWER	33.2	33.1	86.1	2,600	7
KTL	37.5	37.5	71.3	1,900	2
FORTUNE	135.0	135.0	49.9	370	3
SONALIPAPR	900.0	867.5	47.9	55	6
DSSL	20.2	19.9	17.0	850	7
IBNSINA	296.2	296.2	14.8	50	1
RENATA	1,346.0	1,346.0	14.8	11	1
HRTEX	73.3	73.3	12.6	172	5
BEACONPHAR	228.0	226.5	11.4	50	3
BATBC	583.0	583.0	10.9	19	1
AL-HAJTEX	108.0	108.0	10.5	97	2
KAY&QUE	271.5	271.5	9.8	36	2
NAHEEACP	69.0	66.1	8.6	130	3
YPL	23.9	23.9	7.2	300	1
ORIONPHARM	111.2	110.0	6.8	62	2
PEOPLESINS	65.7	65.7	6.6	100	2
AAMRATECH	42.0	41.7	5.5	130	4
GEMINISEA	490.0	490.0	3.9	8	1
FAREASTLIF	102.0	102.0	3.8	37	1
SHEPHERD	31.2	31.2	3.6	116	2
SAIFPOWER	36.5	36.5	3.2	89	1
MHSML	35.8	35.8	3.2	90	2
Total			424.9		79

Important DSE News

PREMIERBAN

The Board of Directors has recommended 12.50% cash and 10% stock dividend for the year ended December 31, 2021. Date of AGM: 17.05.2022, Time: 11:00 AM, Venue: Digital Platform. Record Date for AGM: 20.04.2022. The Company has also reported Consolidated EPS of Tk. 3.15, Consolidated NAV per share of Tk. 21.44 and Consolidated NOCFPS of Tk. (2.49) for the year ended December 31, 2021 as against Tk. 1.98 (restated), Tk. 19.56 (restated) and Tk. 19.98 (restated) respectively for the same period of the previous year. Reasons for declaration of stock dividend: i) Stock Dividend has been recommended to strengthen the capital base of the Company to support business growth. ii) Stock Dividend is declared out of accumulated profit. iii) Stock Dividend is not declared from capital reserve or revaluation reserve or any unrealized gain or out of profit earned prior to incorporation of the Company or through reducing paid up capital or through doing anything so that the post dividend retained earnings becomes negative or a debit balance.

GHAIL

Mr. Ahmed Rajeeb Samdani, one of the Sponsor Directors of the company, has expressed his intention to buy 20,000 shares of the company at prevailing market price (in the Public market) through Dhaka Stock Exchange within April 28, 2022 as per Rule-4 of the BSEC (Substantial Acquisition of Shares and Takeovers), Rules, 2018.

CNATEX

The company has further informed that due to unavoidable circumstances, the EGM of the company will now be held on March 30, 2022 at 3:00 PM instead of earlier declared time 11:00 AM and other information will remain unchanged.

CNW

Trading of the shares of JMI Hospital Requisite Manufacturing Limited will commence at DSE from March 31, 2022 under 'N' category. DSE Trading Code for JMI Hospital Requisite Manufacturing Limited is "JHRML" and DSE Company Code is 99644.

Upcoming Corporate Events

DSE Ticker	Right Share	Dividend		Event	Date
		Stock	Cash		
Linde Bangladesh Limited	-	0.0%	550.0%	Record Date	31-Mar-22
United Insurance Ltd.	-	0.0%	10.0%	Record Date	3-Apr-22
Reckitt Benckiser(Bd.)Ltd.	-	0.0%	1650.0%	Record Date	3-Apr-22
Robi Axiata Limited	-	0.0%	2.0%	Record Date	6-Apr-22
Uttara Bank Limited	-	14.0%	14.0%	Record Date	6-Apr-22
BRAC Bank Ltd.	-	7.5%	7.5%	Record Date	6-Apr-22
Mercantile Bank Ltd.	-	5.0%	12.5%	Record Date	6-Apr-22
Bank Asia Ltd.	-	0.0%	15.0%	Record Date	6-Apr-22
Shahjalal Islami Bank Ltd.	-	5.0%	10.0%	Record Date	6-Apr-22
IFIC Bank Ltd.	-	5.0%	0.0%	Record Date	12-Apr-22
United Finance Limited	-	0.0%	10.0%	Record Date	17-Apr-22
Prime Bank Ltd.	-	0.0%	17.5%	Record Date	19-Apr-22
Premier Bank Ltd.	-	10.0%	12.5%	Record Date	20-Apr-22
Paramount Insurance Company Ltd.	-	0.0%	10.0%	Record Date	28-Apr-22
ICB Islamic Bank Limited	-	0.0%	0.0%	Record Date	11-May-22

Disclaimer: This report has been prepared by BRAC EPL Stock Brokerage Ltd and is provided for information purposes. It is not, under any circumstances, to be used or considered as an offer to sell, or a solicitation of any offer to buy. Reasonable care has been taken to ensure that the information is not untrue and misleading. BRAC EPL Stock Brokerage Ltd makes no representation or warranty as to the accuracy or completeness of such information. All opinions and estimates included in this report constitute our judgment as of this date and are subject to change without notice.