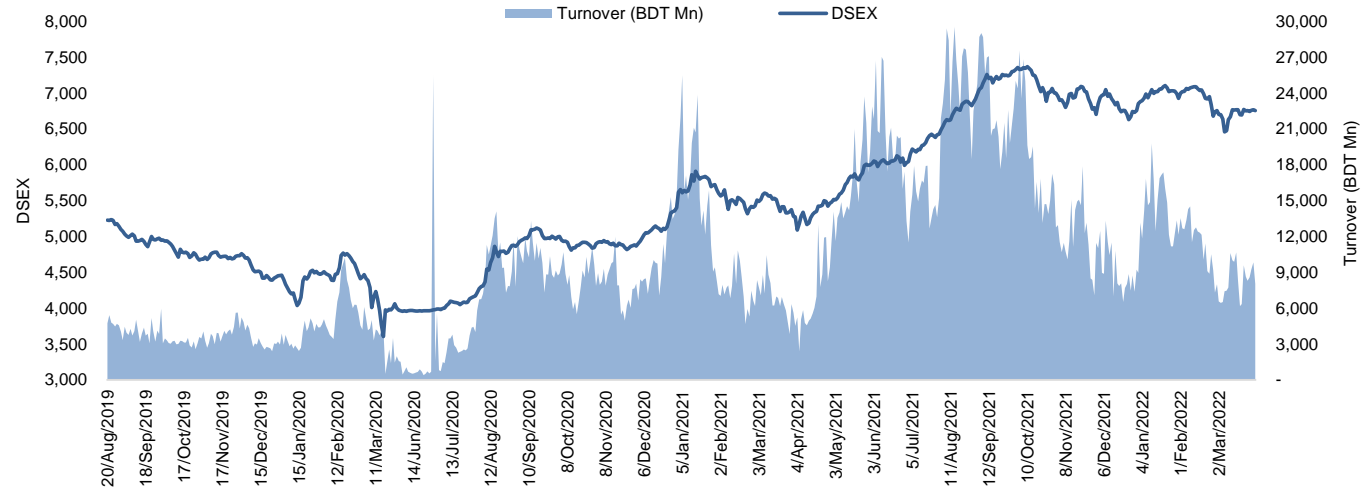


The market closed in red today. The benchmark index DSEX (-0.17%) lost 11.54 points and closed at 6,753.76. The blue-chip index DS30 (-0.22%), the Shariah-based index DSES (-0.07%), and the large-cap index CDSET (-0.27%) closed at 2,465.60, 1,463.93, and 1,335.97 points, respectively. Most of the large-cap sectors posted negative performance today. Engineering experienced the highest loss of 0.65% followed by Bank (-0.50%), Food & Allied (-0.38%), Fuel & Power (-0.30%), Telecommunication (-0.14%), Pharmaceutical (-0.03%), and NBFi (+0.13%), respectively. Block trades contributed 1.0% of the overall market turnover. Fortune Shoes Limited (+4.1%) was the most traded share with a turnover of BDT 820 million.



Index	Closing	Opening	Point Δ	%Δ	YTD %Δ
DSEX	6,753.76	6,765.30	-11.54	-0.17%	-0.0%
DS30	2,465.60	2,471.08	-5.48	-0.22%	-2.6%
DSES	1,463.93	1,464.98	-1.05	-0.07%	+2.3%
CDSET	1,335.97	1,339.56	-3.59	-0.27%	-1.7%

	Advanced	Declined	Unchanged	Total
All Category	109	205	65	379
A Category (Equity)	92	130	42	264
B Category (Equity)	8	63	16	87
N Category (Equity)	2	2	1	5
Z Category (Equity)	7	10	6	23
Mutual Funds	10	5	20	35
Corporate Bonds	0	2	1	3

		Today	Last Day	Daily %Δ
Mcap	Mn BDT	5,390,168	5,400,970	-0.2%
	Mn USD	62,676	62,802	
Turnover	Mn BDT	8,013	9,816	-18.4%
	Mn USD	93	114	
Volume	Mn Shares	167	219	-23.6%
No. of Trade		146,151	161,199	-9.3%

Figure: Sectorial Turnover (BDT)

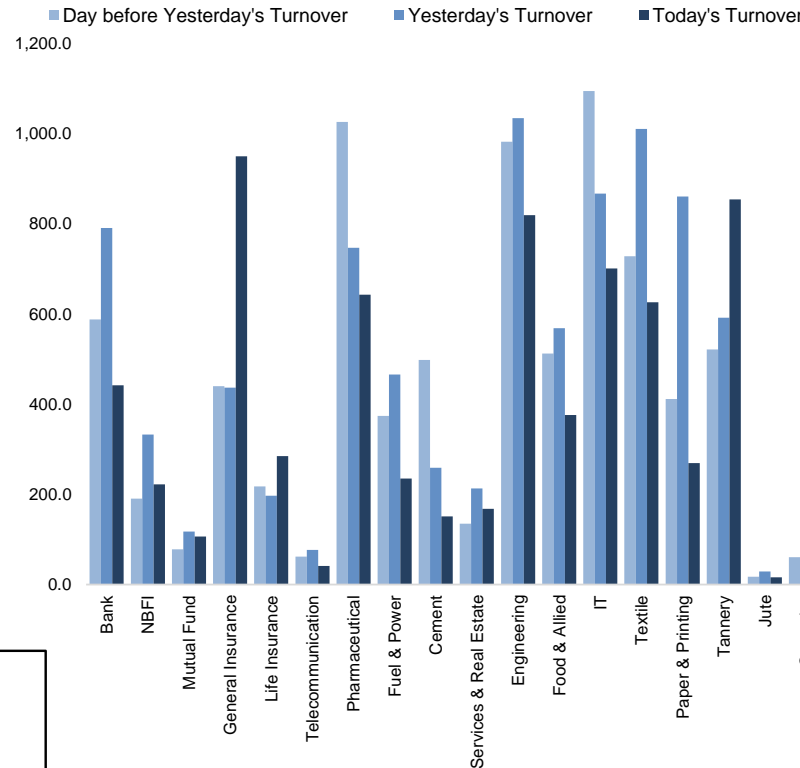
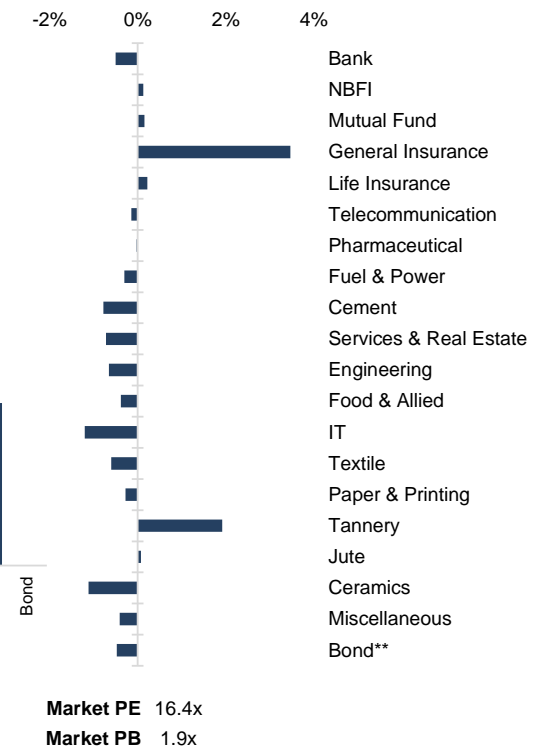


Figure: Sectorial Mcap Change



Market PE 16.4x
Market PB 1.9x

Fahim Hassan Research Associate (880) 1709636546 fahim.hassan@bracepl.com	Md. Mahmudul Hasan Junior Research Associate (880) 1708805201 mmahmudul.hasan@bracepl.com
---	---

Sector Index	Closing	Opening	Points Δ	%Δ	No. of Companies	Mcap (BDT Mn)	% of Total Mcap	Turnover (BDT Mn)	% of Total Turnover	PE	PB	Top Twenty Market Cap	Mcap (BDT Mn)	% of Total Mcap	Turnover (BDT Mn)	PE	PB
Bank	1,548	1,556	-7.79	-0.50%	33	716,646	15.0%	442.0	6.0%	7.9x	0.8x	GP	443,844	9.3%	7.0	13.0x	8.9x
NBFI	2,031	2,028	+2.60	+0.13%	23	197,838	4.1%	221.8	3.0%	NM	3.6x	WALTONHIL	326,708	6.8%	3.9	22.6x	3.5x
Mutual Fund	905	903	+1.38	+0.15%	36	40,305	0.8%	106.6	1.5%	NM	0.8x	BATBC	313,578	6.6%	35.7	20.9x	8.5x
General Insurance	4,090	3,953	+137.27	+3.47%	40	119,838	2.5%	949.5	13.0%	19.1x	2.0x	SQURPHARMA	193,335	4.0%	41.6	10.8x	2.0x
Life Insurance	2,633	2,628	+5.82	+0.22%	13	74,319	1.6%	284.5	3.9%	NM	NM	ROBI	177,042	3.7%	18.2	99.4x	2.7x
Telecommunication	5,557	5,565	-8.02	-0.14%	3	656,143	13.7%	40.9	0.6%	17.2x	5.2x	UPGDCL	146,083	3.1%	5.2	11.9x	4.9x
Pharmaceutical	3,889	3,890	-1.04	-0.03%	32	725,264	15.1%	642.8	8.8%	18.1x	2.7x	RENATA	143,864	3.0%	6.8	26.6x	5.3x
Fuel & Power	1,847	1,852	-5.58	-0.30%	23	481,907	10.1%	235.1	3.2%	11.8x	1.2x	BEXIMCO	133,726	2.8%	261.0	10.7x	1.8x
Cement	2,675	2,696	-20.93	-0.78%	7	131,850	2.8%	151.0	2.1%	19.9x	2.7x	LHBL	87,684	1.8%	134.7	22.6x	4.4x
Services & Real Estate	1,467	1,478	-10.59	-0.72%	8	55,965	1.2%	167.6	2.3%	NM	1.1x	ICB	84,852	1.8%	9.1	44.1x	1.9x
Engineering	4,741	4,772	-31.07	-0.65%	42	554,552	11.6%	818.8	11.2%	18.8x	2.0x	BERGERPBL	81,658	1.7%	0.3	27.0x	7.4x
Food & Allied	23,615	23,706	-90.84	-0.38%	21	417,400	8.7%	375.8	5.1%	26.0x	9.0x	BXPHARMA	78,873	1.6%	48.0	12.9x	2.0x
IT	3,251	3,290	-39.43	-1.20%	11	40,952	0.9%	700.8	9.6%	32.7x	2.9x	MARICO	74,038	1.5%	4.8	21.5x	28.6x
Textile	1,631	1,640	-9.85	-0.60%	58	175,933	3.7%	626.0	8.6%	29.9x	1.1x	BRACBANK	69,609	1.5%	84.5	12.7x	1.2x
Paper & Printing	10,111	10,139	-27.66	-0.27%	6	36,425	0.8%	269.2	3.7%	NM	2.5x	BEACONPHAR	55,856	1.2%	47.2	47.7x	10.0x
Tannery	4,004	3,929	+75.38	+1.92%	6	42,404	0.9%	854.1	11.7%	NM	4.2x	ISLAMIBANK	52,486	1.1%	1.4	9.8x	0.8x
Jute	9,129	9,123	+6.62	+0.07%	3	2,118	0.0%	15.8	0.2%	NM	25.1x	POWERGRID	45,044	0.9%	45.6	12.9x	0.5x
Ceramics	683	691	-7.70	-1.11%	5	30,551	0.6%	48.4	0.7%	29.9x	1.9x	DUTCHBANGL	43,579	0.9%	6.1	7.8x	1.2x
Miscellaneous	4,629	4,648	-18.90	-0.41%	14	254,568	5.3%	360.3	4.9%	14.3x	2.3x	SUMITPOWER	41,647	0.9%	12.7	8.7x	1.2x
Bond**	88	89	-0.42	-0.48%	8	32,609	0.7%	0.8	0.0%	NM	NM	TITASGAS	40,360	0.8%	15.1	11.8x	0.6x

Top Ten Gainers	Close Price (BDT)	Δ%	Turnover (BDT Mn)	PE	PB	Top Twenty Free Float Mcap	Free Float Mcap (BDT Mn)	% of Total Free Float Mcap	PE	PB	Most Traded Share	Close Price (BDT)	Δ%	Turnover (BDT Mn)	PE	PB
JANATAINS	42.6	+8.4%	20.4	30.9x	2.8x	SQURPHARMA	126,499	7.0%	10.8x	2.0x	FORTUNE	140.7	+4.1%	819.5	48.2x	9.3x
PRAGATIINS	82.4	+7.9%	13.8	14.1x	1.4x	BEXIMCO	89,129	4.9%	10.7x	1.8x	GENEXIL	124.8	-1.6%	336.1	32.7x	6.3x
CENTRALINS	50.1	+6.8%	16.0	20.4x	2.0x	BATBC	82,941	4.6%	20.9x	8.5x	BEXIMCO	152.6	-0.5%	261.0	10.7x	1.8x
AGRANINS	50.9	+6.5%	15.5	21.0x	2.8x	RENATA	70,105	3.9%	26.6x	5.3x	PROVATIINS	119.9	+5.8%	253.3	27.7x	5.7x
PARAMOUNT	62.0	+6.0%	10.1	20.5x	2.5x	BXPHARMA	55,069	3.0%	12.9x	2.0x	BDLAMPS	355.4	+0.4%	188.5	48.6x	3.7x
EASTERNINS	83.0	+5.9%	36.9	17.0x	1.7x	GP	44,384	2.4%	13.0x	8.9x	SONALIPAPR	887.3	+1.2%	174.6	78.5x	3.6x
PROVATIINS	119.9	+5.8%	253.3	27.7x	5.7x	BEACONPHAR	39,099	2.1%	47.7x	10.0x	BDCOM	40.7	-1.9%	152.7	29.2x	2.7x
GLOBALINS	47.4	+4.9%	16.1	25.8x	3.6x	BRACBANK	37,422	2.1%	12.7x	1.2x	NAHEEACP	70.2	+3.1%	147.1	31.2x	4.0x
IPDC	37.7	+4.7%	42.4	15.9x	2.2x	LHBL	30,970	1.7%	22.6x	4.4x	ORIONPHARM	102.3	-0.8%	141.4	25.6x	1.3x
PADMALIFE	51.4	+4.7%	47.3	NM	NM	EBL	25,774	1.4%	6.8x	1.2x	LHBL	75.5	-1.2%	134.7	22.6x	4.4x

Top Ten Losers	Close Price (BDT)	Δ%	Turnover (BDT Mn)	PE	PB	Top Twenty Free Float Mcap	Free Float Mcap (BDT Mn)	% of Total Free Float Mcap	PE	PB	Block Trade	Maximum Price (BDT)	Minimum Price (BDT)	No. of Trade	Quantity ('000)	Turnover (BDT Mn)
ICBAGRANI1	9.8	-2.0%	0.3	NM	1.3x	ROBI	17,704	1.0%	99.4x	2.7x	FORTUNE	133.3	132.5	7.0	1,263	167.71
MONOSPOOL	250.0	-2.0%	30.1	NM	6.2x	OLYMPIC	17,289	1.0%	16.4x	3.1x	SONALIPAPR	870.0	860.0	13.0	128	111.13
TAMIJTEX	259.9	-2.0%	13.5	55.9x	3.1x	NBL	17,271	0.9%	6.6x	0.4x	RENATA	1,344.0	1,341.5	2.0	57	76.80
BDAUTOCA	143.5	-2.0%	3.8	NM	21.0x	BSRMLTD	17,012	0.9%	5.8x	0.8x	SOUTHEASTB	14.3	14.2	5.0	3,822	54.59
SAMORITA	94.1	-2.0%	18.2	44.0x	1.8x	ALARABANK	16,590	0.9%	10.3x	1.2x	IBNSINA	299.9	299.9	1.0	167	50.08
NORTHERN	272.9	-2.0%	7.0	NM	3.3x	ORIONPHARM	16,283	0.9%	25.6x	1.3x	BDLAMPS	352.0	352.0	2.0	139	49.09
MEGHNACEM	74.5	-2.0%	1.7	27.7x	1.2x	FORTUNE	15,795	0.9%	48.2x	9.3x	GENEXIL	128.8	127.0	2.0	376	48.38
BSCCL	213.8	-2.0%	15.7	15.6x	3.3x						EXIMBANK	12.4	12.4	1.0	2,600	32.24
AAMRANET	44.8	-2.0%	32.2	25.4x	1.2x						PENINSULA	37.0	36.3	2.0	460	16.98
GPHISPAT	54.9	-2.0%	62.0	12.6x	2.0x						ADVENT	28.6	28.4	3.0	500	14.26

*NBFI Sector PE calculation methodology has been modified to reflect positive earnings only.

** The base of the Bond index starts at 100, starting from Jan 13, 2022

Block Trade	Maximum Price (BDT)	Minimum Price (BDT)	Turnover (BDT Mn)	Quantity ('000)	No. of Trade
FORTUNE	133.3	132.5	167.7	1,263	7
SONALIPAPR	870.0	860.0	111.1	128	13
RENATA	1,344.0	1,341.5	76.8	57	2
SOUTHEASTB	14.3	14.2	54.6	3,822	5
IBNSINA	299.9	299.9	50.1	167	1
BDLAMPS	352.0	352.0	49.1	139	2
GENEXIL	128.8	127.0	48.4	376	2
EXIMBANK	12.4	12.4	32.2	2,600	1
PENINSULA	37.0	36.3	17.0	460	2
ADVENT	28.6	28.4	14.3	500	3
ORIONPHARM	109.0	106.0	13.8	127	2
GBBPOWER	36.1	33.1	9.7	275	6
BEACONPHAR	235.0	235.0	5.6	24	2
PTL	98.5	91.5	5.4	58	2
PROVATIINS	113.6	113.4	5.0	44	4
SHEPHERD	31.2	31.2	5.0	160	1
YPL	23.9	23.9	4.8	200	1
ADNTEL	68.2	68.0	4.6	67	2
SILCOPHL	28.0	28.0	4.3	152	1
APSCLBOND	5,350.0	5,350.0	3.6	1	2
PEOPLESINS	66.9	66.9	3.3	50	2
NAHEEACP	68.5	68.5	2.7	40	1
Total			701.5		77

Important DSE News
PADMALIFE

The Company has informed that the Board of Directors has approved the Revaluation of 14 storied Head Office Building of the Company including pertinent land situated at 115, Kazi Nazrul Islam Avenue, Bangla Motor, Dhaka, with effect from 31.12.2021 with an amount of BDT 1,44,52,08,625.00 as per Valuation Report against a Book Value/Written Down Value of BDT 55,55,45,110 on 31.12.2021 posting a Revaluation Gain/Surplus of BDT 88,96,63,515 and its incorporation in the Financial Statements of the year 2021.

Upcoming Corporate Events

DSE Ticker	Right Share	Dividend		Event	Date
		Stock	Cash		
Linde Bangladesh Limited	-	0.0%	550.0%	Record Date	31-Mar-22
United Insurance Ltd.	-	0.0%	10.0%	Record Date	3-Apr-22
Reckitt Benckiser(Bd.)Ltd.	-	0.0%	1650.0%	Record Date	3-Apr-22
Robi Axiata Limited	-	0.0%	2.0%	Record Date	6-Apr-22
Uttara Bank Limited	-	14.0%	14.0%	Record Date	6-Apr-22
BRAC Bank Ltd.	-	7.5%	7.5%	Record Date	6-Apr-22
Mercantile Bank Ltd.	-	5.0%	12.5%	Record Date	6-Apr-22
Bank Asia Ltd.	-	0.0%	15.0%	Record Date	6-Apr-22
Shahjalal Islami Bank Ltd.	-	5.0%	10.0%	Record Date	6-Apr-22
IFIC Bank Ltd.	-	5.0%	0.0%	Record Date	12-Apr-22
United Finance Limited	-	0.0%	10.0%	Record Date	17-Apr-22
Prime Bank Ltd.	-	0.0%	17.5%	Record Date	19-Apr-22
Premier Bank Ltd.	-	10.0%	12.5%	Record Date	20-Apr-22
Paramount Insurance Company Ltd.	-	0.0%	10.0%	Record Date	28-Apr-22
ICB Islamic Bank Limited	-	0.0%	0.0%	Record Date	11-May-22

Disclaimer: This report has been prepared by BRAC EPL Stock Brokerage Ltd and is provided for information purposes. It is not, under any circumstances, to be used or considered as an offer to sell, or a solicitation of any offer to buy. Reasonable care has been taken to ensure that the information is not untrue and misleading. BRAC EPL Stock Brokerage Ltd makes no representation or warranty as to the accuracy or completeness of such information. All opinions and estimates included in this report constitute our judgment as of this date and are subject to change without notice.