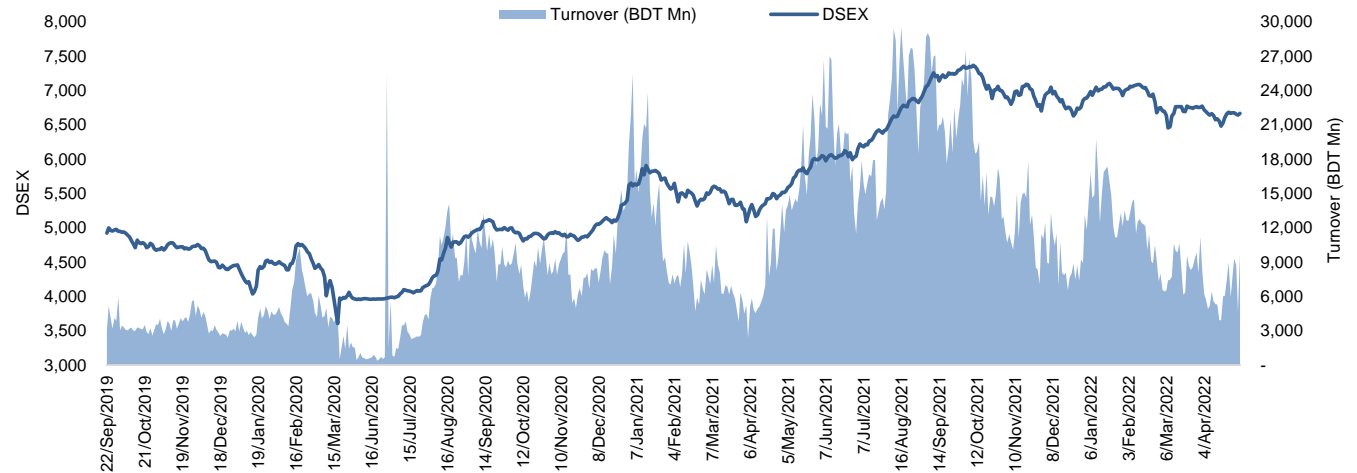


Daily Market Update

The market closed in green today. The benchmark index DSEX (+0.40%) gained 26.25 points and closed at 6,669.42. The bluechip index DS30 (-0.18%), the Shariah-based index DSES (+0.26%), and the large-cap index CDSET (-0.18%) closed at 2,449.25, 1,447.42, and 1,328.47 points, respectively. Large-cap sectors posted mixed performance today. Fuel & Power booked the highest gain of 1.15% followed by Engineering (+1.05%), Food & Allied (+0.46%), NBF1 (+0.13%). Bank experienced the highest loss of 0.77% followed by Telecommunication (-0.17%), Pharmaceutical (-0.05%). Block trades contributed 0.7% of the overall market turnover. JMI Hospital Requisite Manufacturing Limited (+6.1%) was the most traded share with a turnover of BDT 541 million.



Index	Closing	Opening	Point Δ	%Δ	YTD %Δ
DSEX	6,669.42	6,643.17	+26.25	+0.40%	-1.3%
DS30	2,449.25	2,453.57	-4.32	-0.18%	-3.3%
DSES	1,447.42	1,443.64	+3.78	+0.26%	+1.1%
CDSET	1,328.47	1,330.91	-2.44	-0.18%	-2.3%

	Advanced	Declined	Unchanged	Total
All Category	216	112	52	380
A Category (Equity)	141	91	30	262
B Category (Equity)	60	15	14	89
N Category (Equity)	5	1	0	6
Z Category (Equity)	10	5	8	23
Mutual Funds	11	5	19	35
Corporate Bonds	2	0	1	3

		Today	Last Day	Daily %Δ
Mcap	Mn BDT	5,384,374	5,365,983	+0.3%
	Mn USD	62,609	62,395	
Turnover	Mn BDT	9,725	4,687	#####
	Mn USD	113	55	
Volume	Mn Shares	236	114	#####
No. of Trade		216,879	112,923	+92.1%

Figure: Sectorial Turnover (BDT)

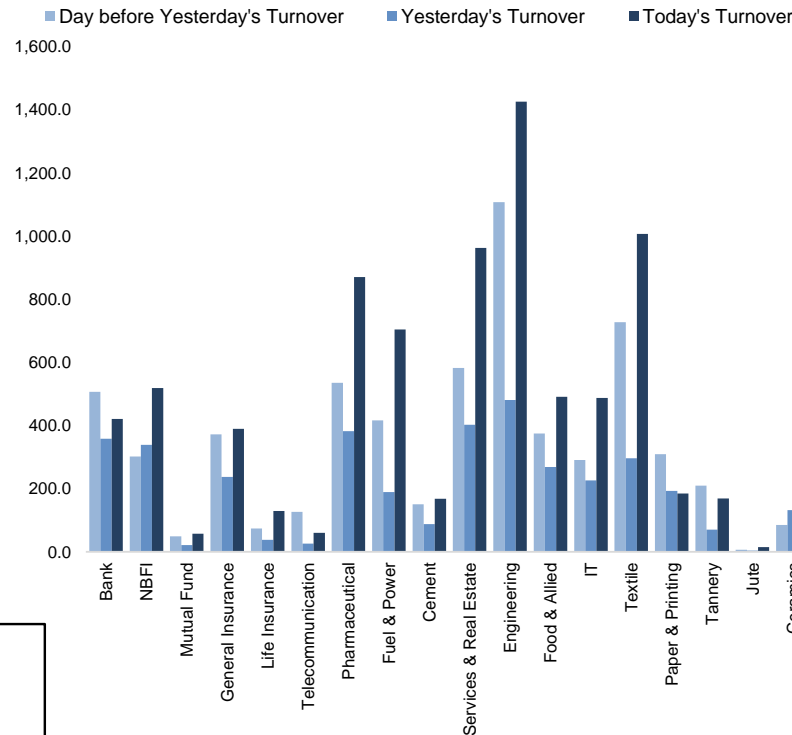
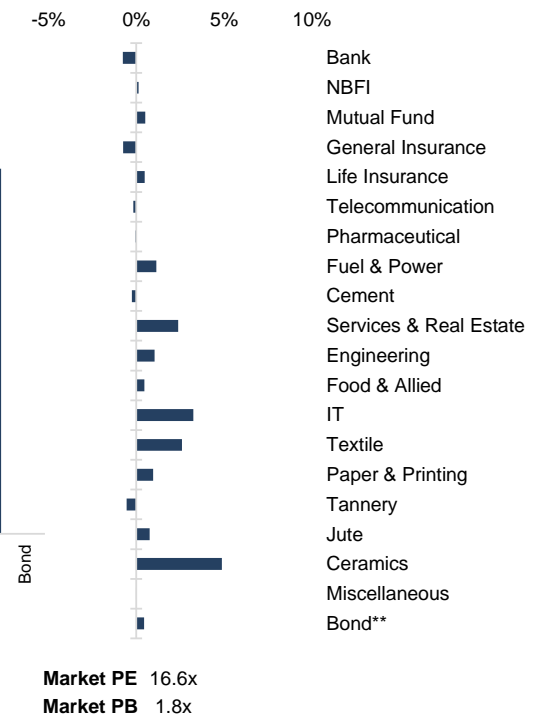


Figure: Sectorial Mcap Change



Fahim Hassan Research Associate (880) 1709636546 fahim.hassan@bracepl.com	Billal Hossain Research Associate (880) 1708805229 billal.hossain@bracepl.com
---	---

Market PE 16.6x
Market PB 1.8x

Sector Index	Closing	Opening	Points Δ	%Δ	No. of Companies	Mcap (BDT Mn)	% of Total Mcap	Turnover (BDT Mn)	% of Total Turnover	PE	PB	Top Twenty Market Cap	Mcap (BDT Mn)	% of Total Mcap	Turnover (BDT Mn)	PE	PB
Bank	1,474	1,486	-11.41	-0.77%	33	677,587	14.2%	420.4	4.5%	8.1x	0.8x	GP	433,311	9.1%	10.5	13.0x	7.5x
NBFI	2,043	2,041	+2.57	+0.13%	23	201,023	4.2%	518.7	5.5%	NM	3.7x	WALTONHIL	354,487	7.5%	8.3	24.8x	3.6x
Mutual Fund	892	887	+4.56	+0.51%	36	39,473	0.8%	57.1	0.6%	NM	0.8x	BATBC	314,280	6.6%	41.2	21.0x	8.5x
General Insurance	3,739	3,767	-28.28	-0.75%	40	109,868	2.3%	389.2	4.1%	17.6x	1.8x	SQURPHARMA	197,856	4.2%	36.8	10.7x	2.0x
Life Insurance	2,479	2,467	+11.95	+0.48%	13	69,629	1.5%	129.5	1.4%	NM	NM	ROBI	166,042	3.5%	23.4	90.6x	2.5x
Telecommunication	5,389	5,398	-9.23	-0.17%	3	635,303	13.4%	59.9	0.6%	17.0x	4.7x	UPGDCL	149,445	3.1%	11.0	12.1x	4.6x
Pharmaceutical	3,877	3,879	-2.04	-0.05%	32	727,702	15.3%	870.4	9.2%	18.0x	2.6x	RENATA	145,761	3.1%	14.4	26.3x	5.1x
Fuel & Power	1,846	1,825	+21.06	+1.15%	23	481,763	10.1%	704.1	7.5%	12.0x	1.2x	BEXIMCO	129,520	2.7%	366.2	9.0x	1.7x
Cement	2,688	2,694	-6.80	-0.25%	7	131,612	2.8%	168.4	1.8%	25.0x	2.9x	LHBL	90,123	1.9%	148.2	23.8x	5.1x
Services & Real Estate	1,607	1,570	+37.45	+2.39%	8	61,083	1.3%	962.5	10.2%	NM	1.2x	ICB	81,710	1.7%	6.5	46.2x	1.8x
Engineering	5,003	4,951	+52.01	+1.05%	42	585,023	12.3%	1,425.3	15.1%	20.3x	2.1x	BERGERPBL	81,546	1.7%	0.6	27.0x	7.4x
Food & Allied	23,442	23,335	+107.30	+0.46%	21	416,753	8.8%	491.3	5.2%	25.7x	9.0x	BXPHERMA	74,679	1.6%	48.4	13.0x	1.9x
IT	3,077	2,981	+96.74	+3.25%	11	38,945	0.8%	487.1	5.2%	31.6x	2.7x	MARICO	74,551	1.6%	2.6	21.0x	27.7x
Textile	1,620	1,579	+41.22	+2.61%	58	175,028	3.7%	1,007.0	10.7%	25.1x	1.1x	BRACBANK	63,761	1.3%	6.5	11.7x	1.1x
Paper & Printing	10,311	10,213	+97.71	+0.96%	6	36,893	0.8%	184.8	2.0%	NM	2.5x	BEACONPHAR	58,905	1.2%	12.9	63.0x	10.1x
Tannery	3,767	3,788	-20.72	-0.55%	6	40,209	0.8%	169.2	1.8%	56.8x	4.0x	ISLAMIBANK	52,486	1.1%	13.9	10.7x	0.8x
Jute	8,587	8,522	+64.80	+0.76%	3	1,976	0.0%	14.5	0.2%	NM	29.9x	POWERGRID	43,833	0.9%	48.1	12.0x	0.5x
Ceramics	698	665	+32.47	+4.88%	5	31,415	0.7%	221.9	2.4%	29.5x	1.9x	DUTCHBANGL	42,378	0.9%	10.7	7.3x	1.1x
Miscellaneous	4,728	4,729	-0.75	-0.02%	15	262,588	5.5%	1,156.3	12.2%	13.1x	2.2x	SUMITPOWER	41,220	0.9%	13.6	9.8x	1.1x
Bond**	90	89	+0.41	+0.45%	8	33,483	0.7%	2.2	0.0%	NM	NM	TITASGAS	38,777	0.8%	13.5	11.6x	0.5x

Top Ten Gainers	Close Price (BDT)	Δ%	Turnover (BDT Mn)	PE	PB	Top Twenty Free Float Mcap	Free Float Mcap (BDT Mn)	% of Total Free Float Mcap	PE	PB	Most Traded Share	Close Price (BDT)	Δ%	Turnover (BDT Mn)	PE	PB
SHYAMPSUG	87.1	+10.0%	9.6	NM	NM	SQURPHARMA	129,457	7.3%	10.7x	2.0x	JHRML	92.0	+6.1%	541.4	44.2x	3.0x
SPCERAMICS	34.2	+10.0%	155.1	76.8x	1.1x	BEXIMCO	86,325	4.8%	9.0x	1.7x	BEXIMCO	147.8	-0.4%	366.2	9.0x	1.7x
PENINSULA	37.6	+9.9%	158.5	59.7x	1.3x	BATBC	83,127	4.7%	21.0x	8.5x	GPHISPAT	58.8	+3.9%	363.4	12.4x	2.0x
ZEALBANGLA	181.5	+9.9%	19.5	NM	NM	RENATA	71,029	4.0%	26.3x	5.1x	UNIQUEHRL	73.1	-3.1%	349.0	24.9x	0.8x
AFCAGRO	25.5	+9.9%	22.0	62.2x	1.4x	BXPHERMA	52,141	2.9%	13.0x	1.9x	IPDC	58.0	-1.7%	299.6	24.0x	3.3x
ACTIVEFINE	22.8	+9.6%	46.4	99.1x	1.0x	GP	43,331	2.4%	13.0x	7.5x	ORIONPHARM	101.0	+0.1%	245.4	24.6x	1.2x
SHASHADNIM	29.9	+9.1%	61.4	16.3x	0.7x	BEACONPHAR	41,234	2.3%	63.0x	10.1x	IFADAUTOS	54.3	+8.0%	235.0	36.6x	1.3x
QUASEMIND	60.1	+9.1%	121.7	NM	2.1x	BRACBANK	34,278	1.9%	11.7x	1.1x	SAIFPOWER	36.7	+6.4%	190.5	17.5x	2.2x
PTL	82.8	+8.9%	77.9	17.4x	2.9x	LHBL	31,831	1.8%	23.8x	5.1x	GENEXIL	111.5	+6.0%	182.9	32.8x	6.0x
METROSPIN	22.1	+8.9%	12.1	15.6x	1.1x	ISLAMIBANK	25,550	1.4%	10.7x	0.8x	DOREENPWR	82.8	+3.4%	175.9	8.2x	1.6x

Top Ten Losers	Close Price (BDT)	Δ%	Turnover (BDT Mn)	PE	PB	Block Trade	Maximum Price (BDT)	Minimum Price (BDT)	No. of Trade	Quantity ('000)	Turnover (BDT Mn)
CITYBANK	24.2	-13.9%	26.2	4.7x	0.8x	PROVATIINS	101.0	89.0	8.0	818	82.48
IMAMBUTTON	58.9	-4.8%	27.4	NM	12.2x	SALVOCHEM	56.5	54.4	7.0	438	23.98
PRAGATIINS	77.1	-4.0%	10.9	13.5x	1.3x	MERCANBANK	14.9	14.9	1.0	1,596	23.78
BDWELDING	19.8	-3.4%	6.2	NM	1.7x	ORIONPHARM	97.0	96.0	2.0	235	22.70
EASTERNINS	70.9	-3.3%	14.1	14.1x	1.4x	SONALIPAPR	930.0	910.0	2.0	23	21.13
UNIQUEHRL	73.1	-3.1%	349.0	24.9x	0.8x	SAIFPOWER	36.9	34.0	4.0	370	12.64
GEMINISEA	382.1	-3.0%	57.1	21.1x	66.3x	MARICO	2,350.0	2,350.0	1.0	5	11.75
PIONEERINS	100.9	-2.8%	8.4	12.9x	2.0x	SQUARETEXT	67.0	67.0	1.0	175	11.73
PEOPLESINS	53.4	-2.7%	16.2	20.4x	1.7x	ANWARGALV	355.0	355.0	1.0	31	11.01
UNIONCAP	7.2	-2.7%	2.9	NM	NM	PTL	77.0	77.0	2.0	100	7.70

*NBFI Sector PE calculation methodology has been modified to reflect positive earnings only.

** The base of the Bond index starts at 100, starting from Jan 13, 2022

Block Trade	Maximum Price (BDT)	Minimum Price (BDT)	Turnover (BDT Mn)	Quantity ('000)	No. of Trade
PROVATIINS	101.0	89.0	82.5	818	8
SALVOCHEM	56.5	54.4	24.0	438	7
MERCANBANK	14.9	14.9	23.8	1,596	1
ORIONPHARM	97.0	96.0	22.7	235	2
SONALIPAPR	930.0	910.0	21.1	23	2
SAIFPOWER	36.9	34.0	12.6	370	4
MARICO	2,350.0	2,350.0	11.8	5	1
SQUARETEXT	67.0	67.0	11.7	175	1
ANWARGALV	355.0	355.0	11.0	31	1
PTL	77.0	77.0	7.7	100	2
AGNISYSL	23.5	23.5	7.6	325	5
PENINSULA	37.6	35.7	5.7	153	3
IPDC	64.0	56.9	5.0	81	4
AL-HAJTEX	107.9	107.9	4.5	42	1
SEAPEARL	50.3	48.0	3.9	80	2
JHRML	88.0	82.4	2.6	31	2
VFSTDL	25.9	24.0	2.5	105	3
BSC	124.1	124.0	2.5	20	2
ADNTEL	70.4	70.4	2.4	34	1
MLDYEING	23.4	23.4	2.3	100	1
FAREASTLIF	87.0	87.0	1.9	22	1
ZAHEENSPIN	10.9	10.9	1.7	155	1
Total			285.4		70

Upcoming Corporate Events

DSE Ticker	Right Share	Dividend		Event	Date
		Stock	Cash		
LankaBangla Finance Ltd.	-	0.0%	10.0%	Record Date	9-May-22
Pragati Insurance Ltd	-	0.0%	35.0%	Record Date	10-May-22
ICB Islamic Bank Limited	-	0.0%	0.0%	Record Date	11-May-22
NRB Commercial Bank Limited	-	7.5%	7.5%	Record Date	11-May-22
Mercantile Insurance Co. Ltd.	-	0.0%	10.0%	Record Date	17-May-22
First Security Islami Bank Limited	-	5.0%	5.0%	Record Date	19-May-22
Sena Kalyan Insurance Company Limited	-	0.0%	12.0%	Record Date	22-May-22
Dhaka Insurance Limited	-	0.0%	25.0%	Record Date	22-May-22
Mutual Trust Bank Ltd.	-	10.0%	0.0%	Record Date	23-May-22
Bata Shoe Company (Bangladesh) Limited	-	0.0%	25.0%	Record Date	23-May-22
Agrani Insurance Co. Ltd.	-	0.0%	15.0%	Record Date	23-May-22
Continental Insurance Ltd.	-	0.0%	12.0%	Record Date	24-May-22
Standard Insurance Limited	-	0.0%	13.0%	Record Date	24-May-22
Dhaka Bank Ltd.	-	0.0%	12.0%	Record Date	24-May-22
AB Bank Limited	-	3.0%	2.0%	Record Date	24-May-22
Crystal Insurance Company Limited	-	0.0%	10.0%	Record Date	24-May-22
Peoples Insurance Company Ltd.	-	0.0%	12.5%	Record Date	25-May-22

Important DSE News
WATACHEM

(Q3 Un-audited): EPS was Tk. 0.71 for January-March 2022 as against Tk. 0.68 for January-March 2021; EPS was Tk. 3.23 for July 2021-March 2022 as against Tk. 4.79 for July 2020-March 2021. NOCFPS was Tk. 4.67 for July 2021-March 2022 as against Tk. 3.42 for July 2020-March 2021. NAV per share was Tk. 60.39 as on March 31, 2022 and Tk. 60.22 as on June 30, 2021.

RUNNERAUTO

Brummer Frontier PE II (Mauritius) Ltd, one of the Directors of the company and Runner Lube & Energy Limited (where Mr. Hafizur Rahman Khan is the Chairman of both Runner Lube & Energy Limited and Runner Automobiles Limited) have further informed that they have completed their buying and selling of 10,000,000 shares of the Company (in the block market) through Dhaka Stock Exchange as per declaration disseminated on 28.04.2022.

ORIONPHARM

Refer to their earlier news disseminated by DSE on 26.04.2022 regarding Verbal consent from BPDB to purchase electricity, the Company has further informed that Government has approved the extension of existing contracts of 100 MW each HFO based rental power plants namely Orion Power Meghnaghat Limited and Dutch Bangla Power & Associates Limited (Subsidiary Companies of Orion Pharma Limited) to purchase of electricity on "No Electricity No Payment" basis for 2 Years. Subsequently, both the companies signed the amended Power Purchase Agreement (PPA) with BPDB on April 28, 2022 to be effective from March 24, 2022. Orion Pharma Ltd. being the Parent Company, the resuming of both the power plants will have a substantial positive impact on its profitability including EPS, NAV and NOCFPS.

Disclaimer: This report has been prepared by BRAC EPL Stock Brokerage Ltd and is provided for information purposes. It is not, under any circumstances, to be used or considered as an offer to sell, or a solicitation of any offer to buy. Reasonable care has been taken to ensure that the information is not untrue and misleading. BRAC EPL Stock Brokerage Ltd makes no representation or warranty as to the accuracy or completeness of such information. All opinions and estimates included in this report constitute our judgment as of this date and are subject to change without notice.