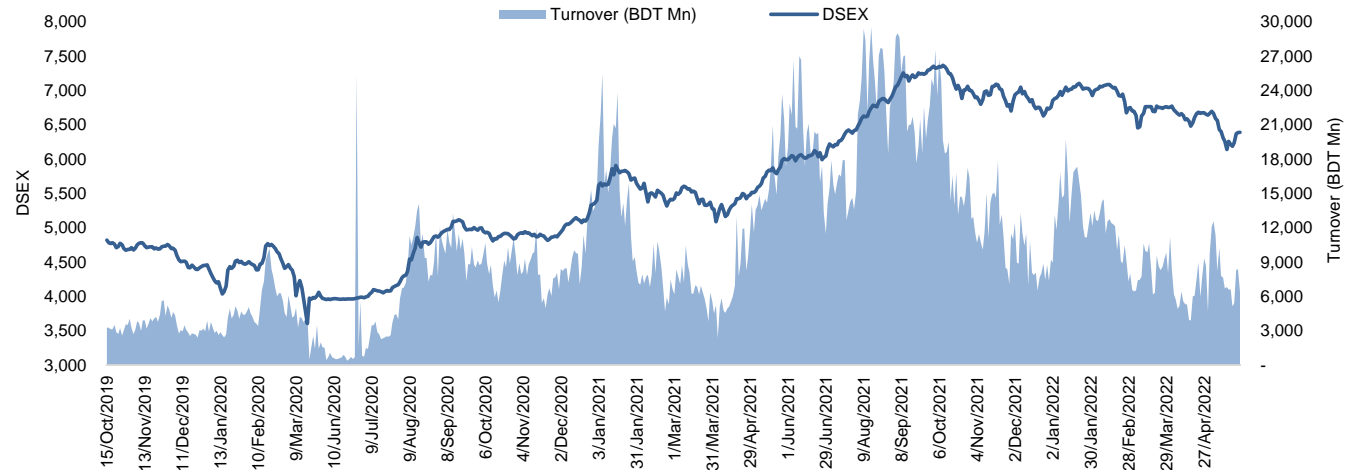


Daily Market Update

The market closed in green today. The benchmark index DSEX (+0.07%) gained 4.2 points and closed at 6,392.86. The blue-chip index DS30 (-0.02%), the Shariah-based index DSES (+0.15%), and the large-cap index CDSET (+0.05%) closed at 2,350.25, 1,403.53, and 1,283.50 points, respectively. Large-cap sectors posted mixed performance today. Bank booked the highest gain of 0.27% followed by Food & Allied (+0.18%), Fuel & Power (+0.06%), Pharmaceutical (+0.03%). NBFi experienced the highest loss of 1.04% followed by Engineering (-0.34%), Telecommunication (-0.28%). Block trades contributed 0.9% of the overall market turnover. Bangladesh Export Import Company Ltd. (-0.9%) was the most traded share with a turnover of BDT 511 million.



Index	Closing	Opening	Point Δ	%Δ	YTD %Δ
DSEX	6,392.86	6,388.66	+4.20	+0.07%	-5.4%
DS30	2,350.25	2,350.81	-0.55	-0.02%	-7.2%
DSES	1,403.53	1,401.49	+2.04	+0.15%	-1.9%
CDSET	1,283.50	1,282.83	+0.67	+0.05%	-5.6%

	Advanced	Declined	Unchanged	Total
All Category	138	195	43	376
A Category (Equity)	106	121	31	258
B Category (Equity)	22	57	10	89
N Category (Equity)	2	4	0	6
Z Category (Equity)	8	13	2	23
Mutual Funds	10	9	15	34
Corporate Bonds	1	2	2	5

		Today	Last Day	Daily %Δ
Mcap	Mn BDT	5,167,653	5,171,327	-0.1%
	Mn USD	60,089	60,132	
Turnover	Mn BDT	6,379	8,364	-23.7%
	Mn USD	74	97	
Volume	Mn Shares	175	237	-26.3%
No. of Trade		138,655	169,030	-18.0%

Figure: Sectorial Turnover (BDT)

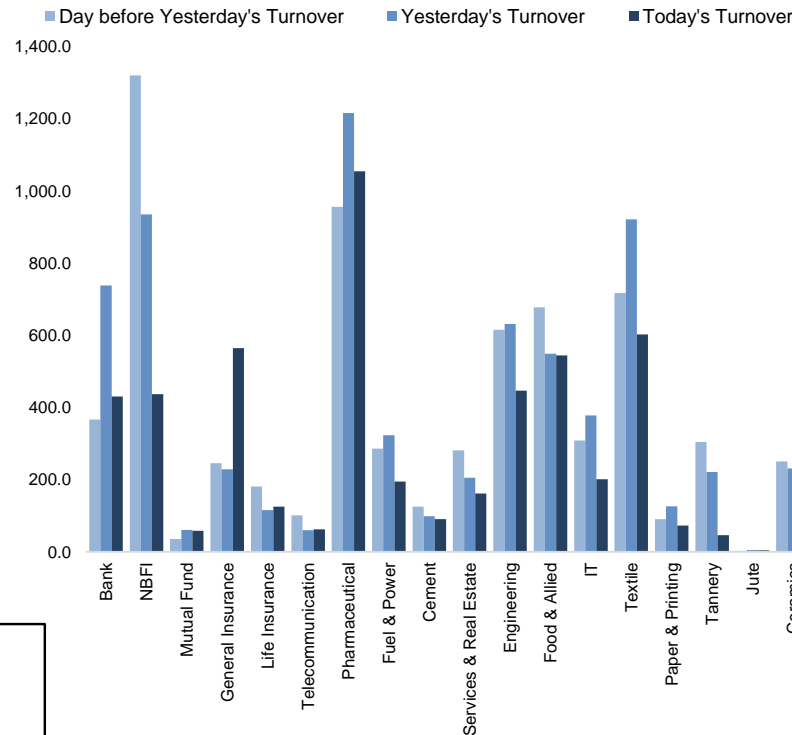
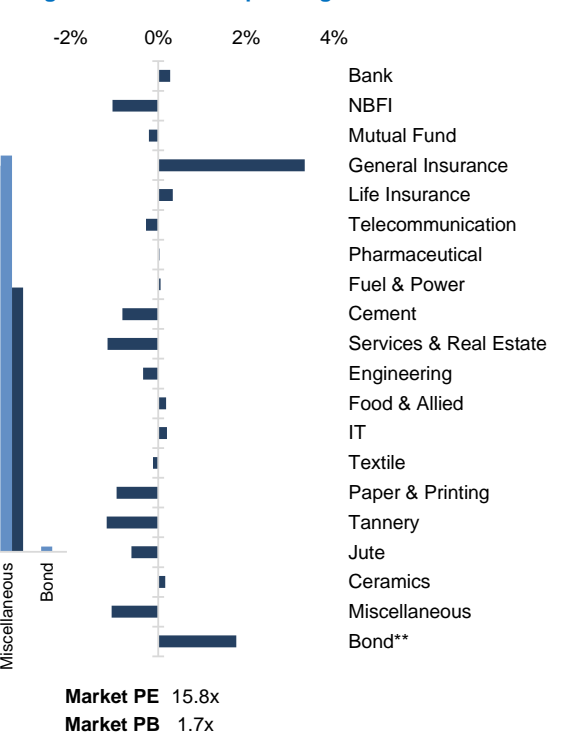


Figure: Sectorial Mcap Change



Market PE 15.8x
Market PB 1.7x

Fahim Hassan Research Associate (880) 1709636546 fahim.hassan@bracepl.com	Billal Hossain Research Associate (880) 1708805229 billal.hossain@bracepl.com
---	---

Sector Index	Closing	Opening	Points Δ	%Δ	No. of Companies	Mcap (BDT Mn)	% of Total Mcap	Turnover (BDT Mn)	% of Total Turnover	PE	PB	Top Twenty Market Cap	Mcap (BDT Mn)	% of Total Mcap	Turnover (BDT Mn)	PE	PB
Bank	1,438	1,435	+3.86	+0.27%	33	661,021	14.6%	430.3	7.2%	7.9x	0.8x	GP	414,677	9.1%	16.0	12.4x	7.2x
NBFI	2,006	2,027	-21.14	-1.04%	23	197,376	4.4%	436.9	7.3%	NM	3.6x	WALTONHIL	325,799	7.2%	4.7	22.8x	3.3x
Mutual Fund	868	870	-1.87	-0.21%	36	38,429	0.8%	58.4	1.0%	NM	0.8x	BATBC	297,378	6.6%	45.2	19.5x	9.0x
General Insurance	3,331	3,224	+107.66	+3.34%	40	97,888	2.2%	564.3	9.5%	15.5x	1.6x	SQURPHARMA	191,562	4.2%	129.4	10.3x	1.9x
Life Insurance	2,284	2,277	+7.61	+0.33%	13	64,164	1.4%	125.5	2.1%	NM	NM	ROBI	153,995	3.4%	17.6	84.0x	2.3x
Telecommunication	5,128	5,142	-14.41	-0.28%	3	604,523	13.3%	62.4	1.0%	16.1x	4.5x	UPGCL	143,706	3.2%	2.0	11.6x	4.4x
Pharmaceutical	3,818	3,817	+1.15	+0.03%	32	716,733	15.8%	1,054.6	17.7%	17.7x	2.6x	RENATA	143,113	3.2%	15.4	25.8x	5.0x
Fuel & Power	1,778	1,777	+1.01	+0.06%	23	463,804	10.2%	194.2	3.3%	11.5x	1.2x	BEXIMCO	118,215	2.6%	511.4	8.2x	1.5x
Cement	2,480	2,500	-20.39	-0.82%	7	121,426	2.7%	90.6	1.5%	25.7x	2.6x	LHBL	83,967	1.9%	68.6	22.2x	4.7x
Services & Real Estate	1,407	1,423	-16.45	-1.16%	8	53,466	1.2%	161.5	2.7%	87.4x	1.0x	ICB	81,468	1.8%	1.7	46.1x	1.8x
Engineering	4,641	4,657	-16.04	-0.34%	42	542,590	12.0%	446.3	7.5%	18.8x	1.9x	BERGERPBL	80,104	1.8%	0.9	27.6x	7.6x
Food & Allied	22,214	22,175	+39.22	+0.18%	21	394,919	8.7%	544.2	9.1%	23.9x	9.3x	MARICO	73,861	1.6%	4.3	20.8x	27.5x
IT	2,742	2,737	+5.53	+0.20%	11	34,703	0.8%	200.9	3.4%	28.2x	2.4x	BXPBARMA	73,787	1.6%	136.8	12.9x	1.9x
Textile	1,549	1,551	-1.89	-0.12%	58	167,361	3.7%	602.5	10.1%	23.7x	1.0x	BEACONPHAR	66,436	1.5%	38.4	71.0x	11.4x
Paper & Printing	7,362	7,433	-70.49	-0.95%	6	26,344	0.6%	72.8	1.2%	NM	1.8x	BRACBANK	57,218	1.3%	19.9	10.8x	1.1x
Tannery	3,435	3,476	-40.77	-1.17%	6	36,662	0.8%	46.4	0.8%	51.8x	3.6x	ISLAMIBANK	52,003	1.1%	15.5	10.6x	0.8x
Jute	8,153	8,203	-49.87	-0.61%	3	1,876	0.0%	3.8	0.1%	NM	28.4x	DUTCHBANGL	41,492	0.9%	2.9	7.2x	1.1x
Ceramics	699	698	+1.10	+0.16%	5	31,464	0.7%	133.3	2.2%	29.5x	1.9x	SUMITPOWER	40,259	0.9%	6.0	9.6x	1.1x
Miscellaneous	4,430	4,478	-47.58	-1.06%	15	246,050	5.4%	732.1	12.3%	12.2x	2.1x	POWERGRID	40,198	0.9%	10.8	11.0x	0.4x
Bond**	88	86	+1.53	+1.78%	8	32,736	0.7%	0.8	0.0%	NM	NM	TITASGAS	37,689	0.8%	7.4	11.3x	0.5x

Top Ten Gainers	Close Price (BDT)	Δ%	Turnover (BDT Mn)	PE	PB	Top Twenty Free Float Mcap	Free Float Mcap (BDT Mn)	% of Total Free Float Mcap	PE	PB	Most Traded Share	Close Price (BDT)	Δ%	Turnover (BDT Mn)	PE	PB
SONARBAINS	50.4	+8.9%	20.7	24.8x	2.5x	SQURPHARMA	125,339	7.3%	10.3x	1.9x	BEXIMCO	134.9	-0.9%	511.4	8.2x	1.5x
RAHIMAFOD	269.7	+8.4%	62.2	NM	29.4x	BEXIMCO	78,791	4.6%	8.2x	1.5x	ORIONPHARM	92.5	-0.6%	269.8	22.5x	1.1x
ISLAMAINS	46.6	+8.4%	13.3	14.6x	2.6x	BATBC	78,656	4.6%	19.5x	9.0x	FUWANGFOOD	21.5	+4.4%	184.6	NM	1.8x
SONARGAON	34.5	+8.2%	62.5	NM	3.0x	RENATA	69,739	4.1%	25.8x	5.0x	GSPFINANCE	33.4	+1.2%	167.2	20.5x	1.7x
CITYGENINS	29.6	+8.0%	18.3	18.9x	1.6x	BXPBARMA	51,518	3.0%	12.9x	1.9x	BXPBARMA	165.4	+1.7%	136.8	12.9x	1.9x
JANATAINS	38.6	+7.8%	5.9	28.0x	2.5x	BEACONPHAR	46,505	2.7%	71.0x	11.4x	SQURPHARMA	216.1	+0.1%	129.4	10.3x	1.9x
EIL	27.6	+7.0%	12.5	12.9x	1.6x	GP	41,468	2.4%	12.4x	7.2x	ACIFORMULA	166.6	-1.9%	125.4	28.2x	2.5x
EASTLAND	30.4	+6.7%	17.8	20.0x	1.4x	BRACBANK	30,761	1.8%	10.8x	1.1x	JHRML	77.3	-1.9%	118.8	37.2x	2.5x
ASIAINS	57.2	+6.5%	50.7	18.5x	2.1x	LHBL	29,657	1.7%	22.2x	4.7x	IPDC	52.6	-1.9%	104.7	21.7x	3.0x
PURABIGEN	30.0	+6.4%	8.0	22.8x	2.3x	ISLAMIBANK	25,315	1.5%	10.6x	0.8x	GENEXIL	88.2	+0.8%	92.5	26.0x	4.8x

Top Ten Losers	Close Price (BDT)	Δ%	Turnover (BDT Mn)	PE	PB	Block Trade	Maximum Price (BDT)	Minimum Price (BDT)	No. of Trade	Quantity ('000)	Turnover (BDT Mn)
PROVATIINS	66.1	-5.8%	92.5	15.0x	2.8x	BEACONPHAR	310.0	310.0	1.0	523	162.13
VFSTDL	24.6	-2.0%	89.0	15.1x	1.3x	IPDC	58.9	52.6	11.0	1,573	83.43
GHAIL	19.8	-2.0%	46.3	NM	1.4x	ALARABANK	25.5	25.5	4.0	2,443	62.29
BANGAS	129.1	-2.0%	21.0	NM	6.1x	FORTUNE	106.0	106.0	4.0	295	31.27
BSC	115.7	-1.9%	57.5	8.6x	1.7x	RENATA	1,337.0	1,337.0	1.0	10	13.37
STANCERAM	135.9	-1.9%	0.7	NM	18.3x	AL-HAJTEX	105.0	94.0	2.0	110	11.47
RDFOOD	45.4	-1.9%	33.5	30.5x	3.0x	BRACBANK	41.2	41.2	1.0	200	8.24
SALAMCRST	30.5	-1.9%	21.8	76.3x	1.6x	ORIONPHARM	97.0	97.0	1.0	65	6.26
SHYAMPSUG	81.5	-1.9%	1.3	NM	NM	RUNNERAUTO	50.3	50.3	2.0	100	5.03
FBFIF	5.1	-1.9%	1.0	NM	0.6x	BSC	115.7	115.7	2.0	30	3.47

*NBFI Sector PE calculation methodology has been modified to reflect positive earnings only.

** The base of the Bond index starts at 100, starting from Jan 13, 2022

Block Trade	Maximum Price (BDT)	Minimum Price (BDT)	Turnover (BDT Mn)	Quantity ('000)	No. of Trade
BEACONPHAR	310.0	310.0	162.1	523	1
IPDC	58.9	52.6	83.4	1,573	11
ALARABANK	25.5	25.5	62.3	2,443	4
FORTUNE	106.0	106.0	31.3	295	4
RENATA	1,337.0	1,337.0	13.4	10	1
AL-HAJTEX	105.0	94.0	11.5	110	2
BRACBANK	41.2	41.2	8.2	200	1
ORIONPHARM	97.0	97.0	6.3	65	1
RUNNERAUTO	50.3	50.3	5.0	100	2
BSC	115.7	115.7	3.5	30	2
FAREASTLIF	91.0	91.0	3.1	35	2
PROVATIINS	60.5	60.5	3.0	50	3
BBS	24.9	24.9	2.5	100	1
ROBI	31.0	31.0	2.2	71	1
BEXGSUKUK	87.0	87.0	2.1	24	2
JHRML	80.9	80.9	1.6	20	1
ANWARGALV	356.0	356.0	1.6	5	1
SILCOPHL	31.0	31.0	1.6	50	1
SONALIPAPR	595.0	595.0	1.5	3	1
VFSTDL	26.3	26.3	1.4	54	2
NRBCBANK	23.8	23.4	1.1	47	2
DGIC	30.5	30.5	1.1	35	1
Total			417.0		58

Upcoming Corporate Events

DSE Ticker	Right Share	Dividend		Event	Date
		Stock	Cash		
Desh General Insurance Company Limited	-	0.0%	10.0%	Record Date	1-Jun-22
Standard Bank Limited	-	3.0%	3.0%	Record Date	2-Jun-22
Trust Bank Limited	-	10.0%	12.5%	Record Date	5-Jun-22
Karnaphuli Insurance Company Ltd.	-	0.0%	12.0%	Record Date	6-Jun-22
National Credit and Commerce Bank Ltd.	-	4.0%	12.0%	Record Date	8-Jun-22
Al-Arafah Islami Bank Ltd	-	0.0%	15.0%	Record Date	8-Jun-22
Rupali Insurance Company Ltd.	-	0.0%	10.0%	Record Date	8-Jun-22
Eastland Insurance Company Ltd.	-	0.0%	10.0%	Record Date	9-Jun-22
Rupali Bank Ltd.	-	2.0%	0.0%	Record Date	12-Jun-22
Southeast Bank Ltd.	-	4.0%	8.0%	Record Date	12-Jun-22
One Bank Limited	-	5.0%	0.0%	Record Date	13-Jun-22
National Bank Ltd.	-	0.0%	0.0%	Record Date	16-Jun-22
Islami Insurance Bangladesh Limited	-	0.0%	12.5%	Record Date	20-Jun-22
Berger Paints Bangladesh Ltd.	-	0.0%	100.0%	Record Date	26-Jun-22
Kay & Que (Bangladesh) Ltd.	-	0.0%	5.0%	Record Date	Notify later

Important DSE News
BERGERPBL

The Board of Directors has recommended 100% final cash dividend (total 400% cash dividend for the financial year 2021-2022 inclusive 300% interim cash dividend, which has already been paid) for the year ended March 31, 2022. Date of AGM: 24.08.2022, Time of AGM: 10:00 AM, Venue: Digital Platform. Record Date: 26.06.2022. The Company has also reported Consolidated EPS of Tk. 62.68, Consolidated NAV per share of Tk. 227.39 and Consolidated NOCFPS of Tk. 63.43 for the year ended March 31, 2022 as against Tk. 57.55, Tk. 232.29 and Tk. 72.10 respectively for the same period of the previous year.

RUPALIBANK

(Q1 Un-audited): Consolidated EPS was Tk. 0.21 for January-March 2022 as against Tk. 0.17 for January-March 2021. Consolidated NOCFPS was Tk. 3.88 for January-March 2022 as against Tk. (1.18) for January-March 2021. Consolidated NAV per share was Tk. 39.15 as on March 31, 2022 and Tk. 37.88 as on December 31, 2021. NOCFPS has increased due to increase in deposits, loan and advances, borrowing from other banks and financial institutions.

FUWANGFOOD

(Q3 Un-audited): EPS was Tk. 0.02 for January-March 2022 as against Tk. 0.09 for January-March 2021; EPS was Tk. 0.11 for July 2021-March 2022 as against Tk. 0.26 for July 2020-March 2021. NOCFPS was Tk. 0.15 for July 2021-March 2022 as against Tk. 0.39 for July 2020-March 2021. NAV per share was Tk. 11.70 as on March 31, 2022 and Tk. 11.60 as on March 31, 2021.

MITHUNKNIT

(Q1 Un-audited): The Company informed that due to suspension of factory operation, the Earning Per Share and Net Operating Cash Flow Per Share were nil. NAV per share was 3.18 as on June 30, 2021.

(Q2 Un-audited): The Company informed that due to suspension of factory operation, the Earning Per Share and Net Operating Cash Flow Per Share were nil. NAV per share was 3.18 as on June 30, 2021.

(Q3 Un-audited): The Company informed that due to suspension of factory operation, the Earning Per Share and Net Operating Cash Flow Per Share were nil. NAV per share was 3.18 as on June 30, 2021.

BBSCABLES

The Company has informed that they have ink signed into agreements under the package with China Communications Construction Company Ltd. (CCCC) for supplying Power Cable, Control Cable etc. for a total amounting of BDT. 47,24,92,704.00. The goods will be delivered within Ninety days from the date of signing.

TAKAFULINS

The Company has informed that the Board of Directors of Takaful Islami Insurance Limited has elected Mr. Md. Abul Hashem as Chairman of the Company upto next Annual General Meeting.

Disclaimer: This report has been prepared by BRAC EPL Stock Brokerage Ltd and is provided for information purposes. It is not, under any circumstances, to be used or considered as an offer to sell, or a solicitation of any offer to buy. Reasonable care has been taken to ensure that the information is not untrue and misleading. BRAC EPL Stock Brokerage Ltd makes no representation or warranty as to the accuracy or completeness of such information. All opinions and estimates included in this report constitute our judgment as of this date and are subject to change without notice.