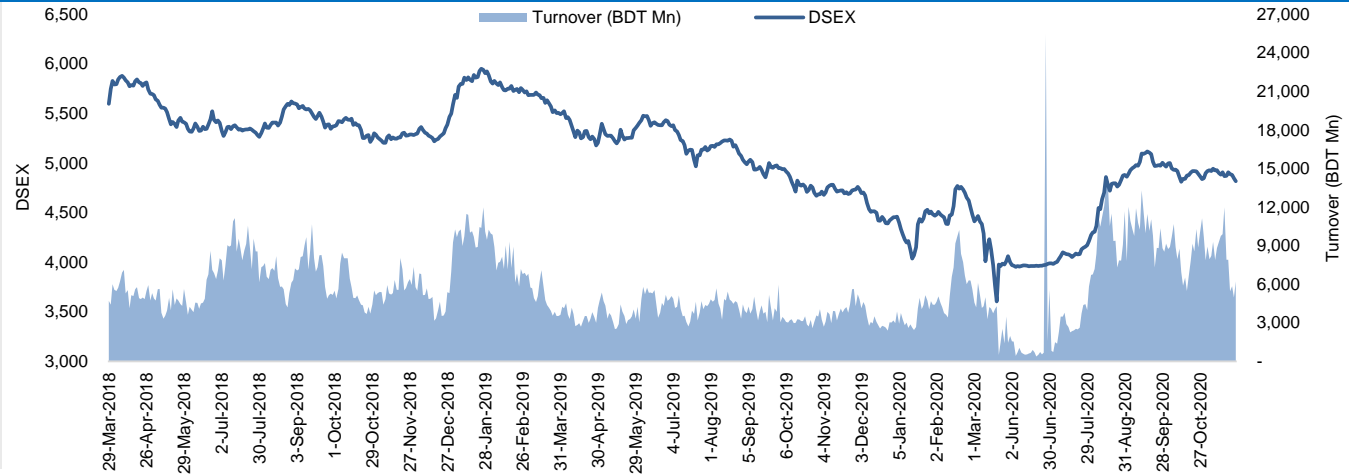


The market closed in red today. The benchmark index DSEX (-0.57%) lost 27.39 points and closed at 4,817.70. The blue-chip index DS30 (-1.06%), the Shariah-based index DSES (-1.44%), and the large-cap index CDSET (-0.95%) closed at 1,669.88, 1,107.69, and 981.63 points, respectively. All the large-cap sectors posted negative performance today. Engineering experienced the highest loss of 2.68% followed by Pharmaceutical (-1.48%), Telecommunication (-1.42%), Fuel & Power (-0.97%), Food & Allied (-0.47%), NBF1 (-0.44%), and Bank (-0.25%), respectively. Block trades contributed 15.5% of the overall market turnover. Beximco Pharmaceuticals Ltd. (-0.6%) was the most traded share with a turnover of BDT 305 million.



Index	Closing	Opening	Point Δ	%Δ	YTD %Δ
DSEX	4,817.70	4,845.09	-27.39	-0.57%	+8.2%
DS30	1,669.88	1,687.78	-17.91	-1.06%	+10.3%
DSES	1,107.69	1,123.93	-16.24	-1.44%	+10.8%
CDSEI	981.63	991.01	-9.38	-0.95%	+9.1%

	Advanced	Declined	Unchanged	Total
All Category	124	134	86	344
A Category (Equity)	104	82	65	251
B Category (Equity)	14	23	17	54
N Category (Equity)	2	2	0	4
Z Category (Equity)	4	27	4	35
Mutual Funds	33	0	4	37
Corporate Bonds	2	0	0	2

		Today	Last Day	Daily %Δ
Mcap	Mn BDT	3,281,723	3,309,506	-0.8%
	Mn USD	38,627	38,954	
Turnover	Mn BDT	6,213	4,955	+25.4%
	Mn USD	73	58	
Volume	Mn Shares	220	190	+16.2%
No. of Trade		127,756	110,030	+16.1%

Figure: Sectorial Turnover (BDT Mn)

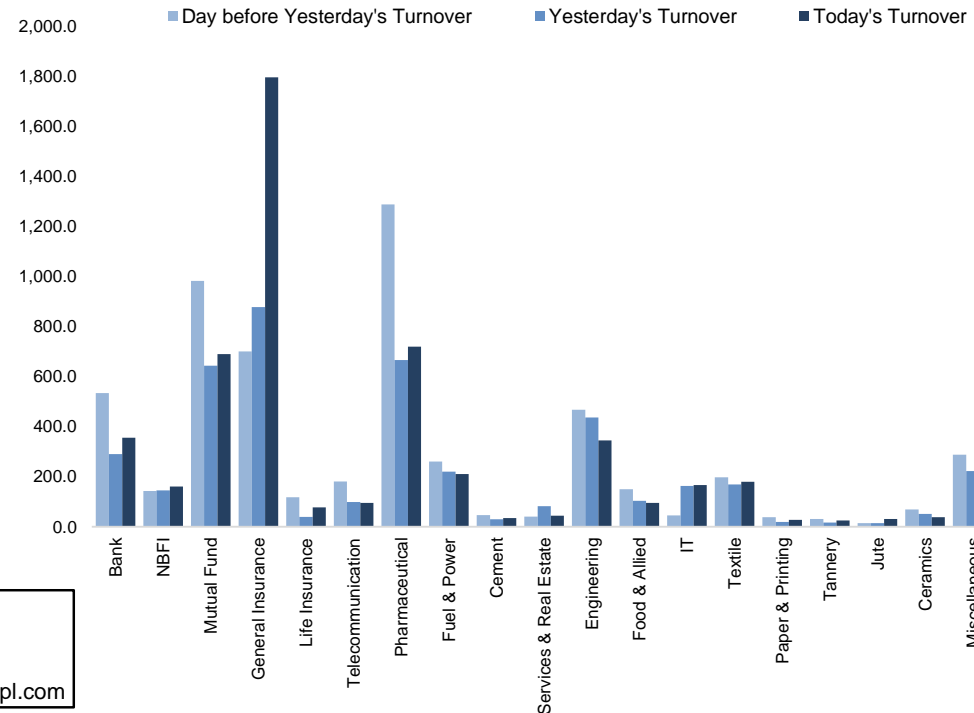
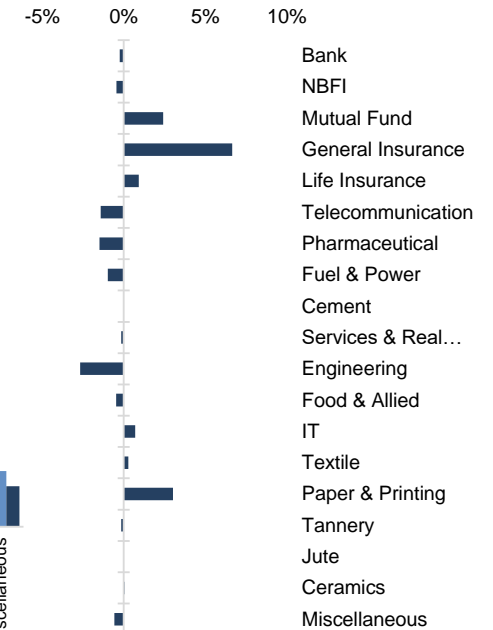


Figure: Sectorial Mcap Change



Market PE 15.8x
Market PB 1.5x

Md. Rafiqul Islam Research Associate (880) 1708805229 mrafiqulislam@bracepl.com	Md Mahirul Quddus Research Associate (880) 1709636546 mmahirul.quddus@bracepl.com
---	---

Sector Index	Closing	Opening	Points Δ	%Δ	No. of Companies	Mcap (BDT Mn)	% of Total Mcap	Turnover (BDT Mn)	% of Total Turnover	PE	PB	Top Twenty Market Cap	Mcap (BDT Mn)	% of Total Mcap	Turnover (BDT Mn)	PE	PB
Bank	1,326	1,329	-3.32	-0.25%	30	552,094	16.6%	356.0	6.8%	7.7x	0.7x	GP	433,041	13.0%	58.5	12.2x	10.2x
NBFI	1,777	1,785	-7.77	-0.44%	23	163,913	4.9%	160.8	3.1%	123.3x	2.6x	WALTONHIL	212,322	6.4%	55.5	31.3x	2.7x
Mutual Fund	896	874	+21.10	+2.41%	37	42,323	1.3%	689.3	13.1%	NM	0.8x	BATBC	186,156	5.6%	27.5	16.2x	5.0x
General Insurance	3,646	3,419	+227.22	+6.65%	36	91,589	2.8%	1,795.8	34.2%	20.3x	1.8x	SQURPHARMA	170,110	5.1%	269.0	12.2x	2.1x
Life Insurance	2,028	2,009	+18.76	+0.93%	12	54,141	1.6%	77.6	1.5%	NM	NM	UPGDCL	157,888	4.8%	58.7	22.3x	4.8x
Telecommunication	4,460	4,524	-64.22	-1.42%	2	454,298	13.7%	95.2	1.8%	12.4x	9.3x	RENATA	93,355	2.8%	8.1	23.3x	4.3x
Pharmaceutical	2,915	2,959	-43.73	-1.48%	32	546,938	16.5%	718.9	13.7%	18.5x	2.3x	ICB	69,864	2.1%	10.0	31.5x	1.6x
Fuel & Power	1,608	1,624	-15.70	-0.97%	20	416,056	12.5%	210.0	4.0%	12.2x	1.4x	MARICO	65,643	2.0%	1.7	22.5x	41.2x
Cement	1,179	1,180	-0.29	-0.02%	7	73,422	2.2%	34.0	0.6%	28.3x	1.8x	BERGERPBL	61,998	1.9%	2.4	27.7x	7.0x
Services & Real Estate	998	999	-1.56	-0.16%	9	40,494	1.2%	43.7	0.8%	84.8x	0.8x	BRACBANK	59,665	1.8%	124.8	14.1x	1.3x
Engineering	2,879	2,958	-79.19	-2.68%	40	357,139	10.8%	345.1	6.6%	28.9x	1.6x	BXPBARMA	57,873	1.7%	305.4	16.5x	1.8x
Food & Allied	12,718	12,778	-59.68	-0.47%	17	238,642	7.2%	94.9	1.8%	20.3x	5.4x	LHBL	42,390	1.3%	17.7	20.5x	2.5x
IT	2,141	2,126	+14.91	+0.70%	10	23,660	0.7%	166.8	3.2%	22.7x	2.0x	ISLAMIBANK	42,021	1.3%	6.2	7.5x	0.7x
Textile	1,009	1,006	+2.90	+0.29%	56	104,244	3.1%	179.3	3.4%	219.4x	0.7x	SUMITPOWER	39,298	1.2%	10.3	7.3x	1.1x
Paper & Printing	5,200	5,048	+152.50	+3.02%	4	14,647	0.4%	27.5	0.5%	61.5x	1.1x	OLYMPIC	36,109	1.1%	10.3	17.8x	4.4x
Tannery	1,651	1,654	-2.39	-0.14%	6	17,882	0.5%	25.7	0.5%	NM	1.7x	DUTCHBANGL	35,035	1.1%	4.0	7.7x	1.2x
Jute	8,791	8,793	-1.99	-0.02%	3	2,000	0.1%	31.2	0.6%	NM	10.3x	TITASGAS	29,973	0.9%	5.9	8.4x	0.4x
Ceramics	418	417	+0.18	+0.04%	5	22,316	0.7%	37.6	0.7%	55.9x	1.5x	EBL	28,738	0.9%	2.8	7.2x	1.0x
Miscellaneous	1,830	1,841	-10.40	-0.57%	13	104,715	3.2%	161.5	3.1%	32.6x	1.1x	GLAXOSMITH	24,943	0.8%	4.1	27.1x	17.7x
												NATLIFEINS	24,754	0.7%	1.9	NM	NM

Top Ten Gainers	Close Price (BDT)	Δ%	Turnover (BDT Mn)	PE	PB
NITOLINS	61.6	+10.0%	154.8	10.6x	2.3x
EIL	31.1	+9.9%	62.4	26.7x	2.0x
PROVATIINS	89.0	+9.9%	138.5	34.3x	4.3x
PHENIXINS	39.1	+9.8%	12.9	19.1x	1.1x
KARNAPHULI	29.1	+9.8%	23.3	25.0x	1.6x
CONTININS	39.4	+9.7%	54.3	29.7x	2.0x
GLOBALINS	38.3	+9.7%	62.5	36.3x	2.9x
RUPALIINS	32.7	+9.7%	48.4	18.6x	1.5x
DHAKAINS	51.0	+9.7%	26.3	21.1x	2.6x
PRIMEINSUR	38.2	+9.5%	15.7	NM	2.2x

Top Twenty Free Float Mcap	Free Float Mcap (BDT Mn)	% of Total Free Float Mcap	PE	PB
SQURPHARMA	111,303	8.9%	12.2x	2.1x
BXPBARMA	50,239	4.0%	16.5x	1.8x
BATBC	49,238	3.9%	16.2x	5.0x
RENATA	45,576	3.6%	23.3x	4.3x
GP	43,304	3.4%	12.2x	10.2x
BRACBANK	33,239	2.6%	14.1x	1.3x
OLYMPIC	26,096	2.1%	17.8x	4.4x
ISLAMIBANK	20,473	1.6%	7.5x	0.7x
EBL	20,065	1.6%	7.2x	1.0x
CITYBANK	17,802	1.4%	8.0x	0.9x
PUBALIBANK	16,837	1.3%	10.3x	0.7x
UPGDCL	15,789	1.3%	22.3x	4.8x
BEXIMCO	15,604	1.2%	43.7x	0.3x
LHBL	14,972	1.2%	20.5x	2.5x
SUMITPOWER	14,458	1.2%	7.3x	1.1x
NBL	14,392	1.1%	5.8x	0.4x
ALARABANK	12,690	1.0%	6.0x	1.0x
PRIMEBANK	11,685	0.9%	16.5x	0.8x
SHAHJABANK	11,102	0.9%	11.1x	1.2x
IFIC	10,842	0.9%	9.2x	0.6x

Most Traded Share	Close Price (BDT)	Δ%	Turnover (BDT Mn)	PE	PB
BXPBARMA	142.7	-0.6%	305.4	16.5x	1.8x
SQURPHARMA	191.9	-7.7%	269.0	12.2x	2.1x
EASTERNINS	113.2	+4.0%	156.7	28.3x	2.5x
NITOLINS	61.6	+10.0%	154.8	10.6x	2.3x
ASIAINS	108.9	+3.8%	151.7	37.6x	4.9x
PROVATIINS	89.0	+9.9%	138.5	34.3x	4.3x
BRACBANK	45.0	-0.4%	124.8	14.1x	1.3x
ADNTEL	54.0	+6.7%	108.7	18.9x	2.1x
NORTHNRINS	41.6	+8.1%	93.3	24.8x	2.0x
PIONEERINS	79.1	+7.6%	90.0	10.7x	1.6x

Top Ten Losers	Close Price (BDT)	Δ%	Turnover (BDT Mn)	PE	PB
KTL	9.4	-10.5%	8.2	7.1x	0.6x
GOLDENSON	10.2	-8.1%	9.9	NM	0.5x
SQURPHARMA	191.9	-7.7%	269.0	12.2x	2.1x
ENVOYTEX	22.1	-7.5%	1.2	18.4x	0.6x
DELTASPINN	5.2	-7.1%	2.3	32.5x	0.4x
DSHGARME	109.8	-7.0%	4.7	NM	5.7x
UNIONCAP	5.6	-6.7%	1.9	NM	1.2x
AAMRATECH	25.3	-6.6%	3.0	18.8x	1.1x
FASFIN	4.6	-6.1%	4.6	7.6x	0.3x
BANGAS	125.2	-6.1%	13.4	60.6x	5.9x

Block Trade	Maximum Price (BDT)	Minimum Price (BDT)	Turnover (BDT Mn)	Quantity ('000)	No. of
ACFL	28.5	28.5	5.0	175	3
ACI	263	263	0.9	4	1
ADNTEL	49.5	49	3.0	61	4
ASIAPACINS	87.9	85	1.5	17	2
BXPBARMA	141	135	608.1	4,500	4
EXIMBANK	11.6	11.6	3.5	300	1
GP	328.6	328.6	65.7	200	1
GQBALLPEN	210.1	210.1	2.0	10	2
IFIC	11.6	11.6	23.2	2,000	1
JANATAINS	33.5	33.5	0.6	18	1

Block Trade	Maximum Price (BDT)	Minimum Price (BDT)	Turnover (BDT Mn)	Quantity ('000)	No. of Trade
KPPL	17	16.9	1.7	100	2
MLDYEING	50	50	4.7	93	2
NAHEEACP	49.8	49.8	0.7	15	1
NCCBLMF1	9.5	9.5	1.0	100	1
NITOLINS	57	57	1.1	19	2
NORTHRNINS	38	38	0.6	15	1
PHOENIXFIN	27.8	27.8	7.5	271	3
PROGRESLIF	113	106	3.5	33	3
PROVATIINS	82.5	80	45.2	555	11
SKTRIMS	56.7	56	20.5	366	31
SONALIANS	399	399	2.0	5	1
SONARBAINS	44	44	0.5	12	1
SQURPHARMA	188.5	188.5	2.7	14	1
TRUSTBANK	32.2	31.1	156.8	5,040	4
Total			961.9		84

Important DSE News
AMANFEED

The Board of Directors has recommended 10% cash and 2.5% stock dividend for the year ended on June 30, 2020. Date of AGM: 30.12.2020, Time: 11:00 AM, Venue: Will be notified later. Record Date: 13.12.2020. The Company has also reported EPS of Tk. 2.71, NAV per share of Tk. 34.80 and NOCFPS of Tk. 1.46 for the year ended on June 30, 2020 as against Tk. 3.75, Tk. 32.54 and Tk. 4.94 respectively for the same period of the previous year. The Company also informed that a) The Bonus shares have been recommended in view to utilize its retained amount as capital for business expansion. b) Bonus shares are not declared out of accumulated profit. c) Bonus shares are not declared from capital reserve or revaluation reserve or any unrealized gain or out of profit earned prior to incorporation of the Company or through reducing paid up capital or through doing anything so that the post - dividend retained earnings become negative or a debit balance.

BDFINANCE

The Company has informed that the Board of Directors has decided to issue BD Finance 1st Zero Coupon Bond subject to the approval of the concerned Regulatory Authorities. The details of the Bond are as follows: Issue Type: Non-convertible, Fully Redeemable, Unsecured Zero-Coupon Bond, Issue Size: BDT 200.00 Crore, Denomination: BDT 10.00 Lac each, Tenure: 3 years, Discontinuing Rate: 7.00% -7.50% per annum, Mandated Lead Arranger: City Bank Capital Resources Ltd. (CBCRL), Trustee: Sandhani Life Insurance Co. Ltd. and Purpose: Expansion of Business and diversification of funding sources.

BBSCABLES

The auditor of the BBS Cables Limited has given the "Emphasis of Matter" paragraph in the Auditor's Report for the year ended on 30 June 2020. Emphasis of Matter: We draw attention to note 2.23 b to the financial statements relation to "Workers profit participation fund" which states that the company is yet to establish worker 's welfare fund. Our opinion is not modified in respect of this matter.

EXIMBANK

The Company has further informed that the Board of Directors has considered/adopted the Audited Financial Statements of the Company for the period ended on September 30, 2020 in connection with formalities for the issuance of Mudaraba Perpetual Bond for Tk. 600.00 crore. All the figures for the period ended on September 30, 2020 remain unchanged as reported in their earlier disclosure in the unaudited Q3 financials. Consolidated EPS was Tk. 1.43 for January-September 2020 as against Tk. 0.44 for January-September 2019. Consolidated NOCFPS was Tk. (9.84) for January-September 2020 as against Tk. 11.13 for January-September 2019. Consolidated NAV per share was Tk. 21.10 as of September 30, 2020 and Tk. 19.42 as on September 30, 2019.

Upcoming Corporate Events

DSE Ticker	Right Share	Dividend		Event	Date
		Stock	Cash		
BARKAPOWER	-	7.0%	8.0%	Record Date	24-Nov-20
FUWANGFOOD	-	0.0%	1.7%	Record Date	24-Nov-20
USMANIAGL	-	0.0%	0.0%	Record Date	24-Nov-20
ARGONDENIM	-	5.0%	5.0%	Record Date	24-Nov-20
SALAMCRST	-	0.0%	10.0%	Record Date	24-Nov-20
FUWANGCER	-	0.0%	1.4%	Record Date	24-Nov-20

Upcoming IPOs

Company Name	Event	Opening Date	Closing Date
Robi Axiata Limited	Subscription	17-11-20	23-11-20
Energypac Power	Subscription	07-12-20	13-12-20

Disclaimer: This report has been prepared by BRAC EPL Stock Brokerage Ltd and is provided for information purposes. It is not , under any circumstances, to be used or considered as an offer to sell, or a solicitation of any offer to buy. Reasonable care has been taken to ensure that the information is not untrue and misleading. BRAC EPL Stock Brokerage Ltd makes no representation or warranty as to the accuracy or completeness of such information. All opinions and estimates included in this report constitute our judgment as of this date and are subject to change without notice.