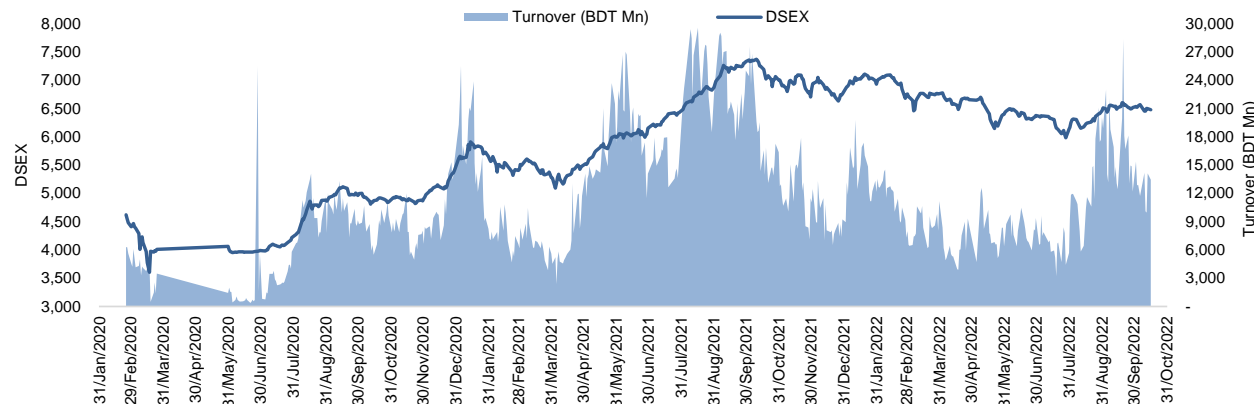


Daily Market Update

The market closed in red today. The benchmark index DSEX (-0.24%) lost 15.78 points and closed at 6,478.47. The blue-chip index DS30 (-0.40%), the Shariah-based index DSES (-0.11%), and the large-cap index CDSET (-0.40%) closed at 2,298.78, 1,418.17, and 1,254.33 points, respectively. Most of the large-cap sectors posted negative performance today. NBF1 experienced the highest loss of 0.29% followed by Fuel & Power (-0.27%), Pharmaceutical (-0.06%), Food & Allied (-0.05%), Bank (-0.02%), Engineering (+0.00%), and Telecommunication (+0.04%), respectively. Block trades contributed 1.1% of the overall market turnover. Bangladesh Export Import Company Ltd. (-1.8%) was the most traded share with a turnover of BDT 761 million.



Index	Closing	Opening	Point Δ	%Δ	YTD %Δ
DSEX	6,478.47	6,494.25	-15.78	-0.24%	-4.1%
DS30	2,298.78	2,308.06	-9.28	-0.40%	-9.2%
DSES	1,418.17	1,419.70	-1.53	-0.11%	-0.9%
CDSET	1,254.33	1,259.43	-5.10	-0.40%	-7.7%

	Advanced	Declined	Unchanged	Total
All Category	83	127	162	372
A Category (Equity)	60	94	102	256
B Category (Equity)	18	29	45	92
N Category (Equity)	2	1	3	6
Z Category (Equity)	3	3	12	18
Mutual Funds	0	1	30	31
Corporate Bonds	0	0	1	1
Treasury Bonds	0	0	0	0

	Today	Last Day	Daily %Δ	
Mcap	Mn BDT	7,739,812	7,739,396	+0.0%
	Mn USD	74,172	74,168	
Turnover	Mn BDT	13,431	14,109	-4.8%
	Mn USD	129	135	
Volume	Mn Shares	214	217	-1.5%
	No. of Trade	217,186	222,807	-2.5%

* Average Interbank Exchange Rate is BDT 104.35 as of Oct 13, 2022

Fahim Hassan Research Associate (880) 1709636546 fahim.hassan@bracepl.com	Md. Tanvir Ahmed Research Associate (880) 1708805201 mtanvir.ahmed@bracepl.com
---	--

Figure: Sectorial Turnover (BDT)

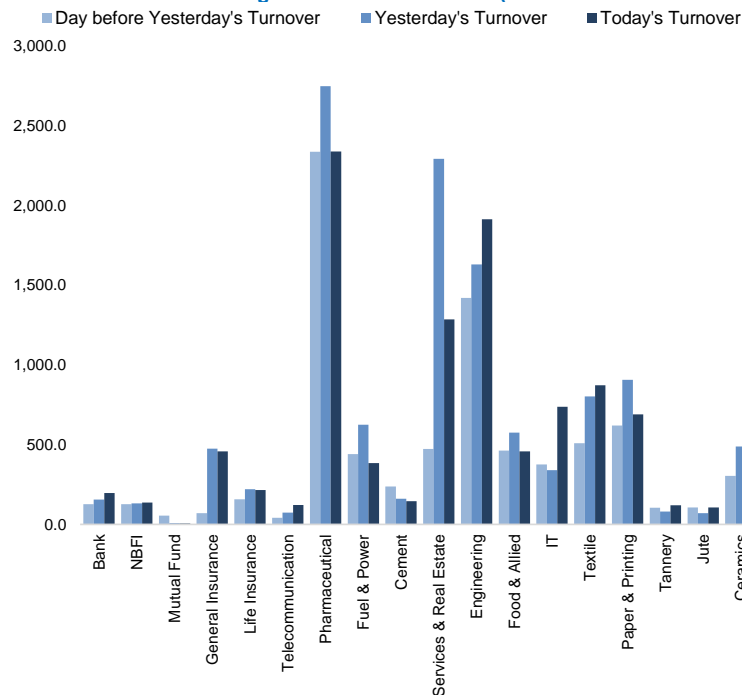
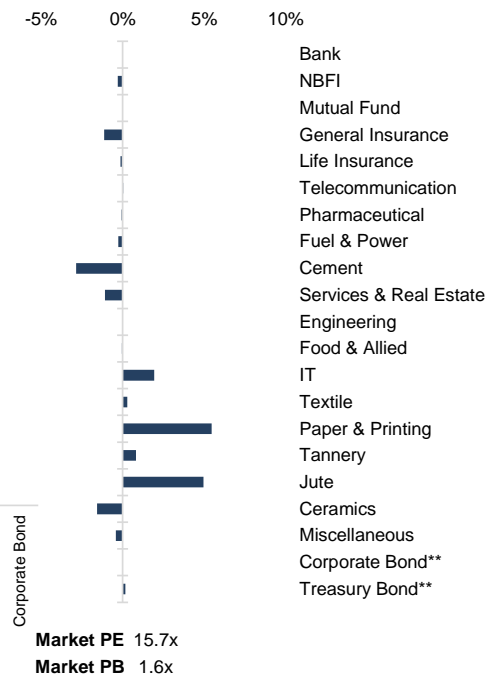


Figure: Sectorial Mcap Change



Market PE 15.7x

Market PB 1.6x

Sector Index	Closing	Opening	Points Δ	%Δ	No. of Companies	Mcap (BDT Mn)	% of Total Mcap	Turnover (BDT Mn)	% of Total Turnover	PE	PB	Top Twenty Market Cap	Mcap (BDT Mn)	% of Total Mcap	Turnover (BDT Mn)	PE	PB
Bank	1,439	1,439	-0.25	-0.02%	33	663,211	8.6%	196.1	1.6%	7.7x	0.8x	GP	386,996	8.5%	18.7	11.4x	7.7x
NBFI	1,943	1,949	-5.64	-0.29%	23	189,554	2.4%	137.0	1.1%	NM	3.8x	WALTONHIL	317,378	6.9%	0.1	26.1x	3.1x
Mutual Fund	854	854	-0.24	-0.03%	37	38,621	0.5%	5.9	0.0%	NM	0.8x	BATBC	280,098	6.1%	5.6	18.1x	7.4x
General Insurance	3,186	3,222	-36.59	-1.14%	41	92,390	1.2%	457.1	3.7%	14.9x	1.5x	SQURPHARMA	185,977	4.1%	20.0	10.0x	1.9x
Life Insurance	2,385	2,388	-3.26	-0.14%	13	66,471	0.9%	215.9	1.8%	NM	NM	ROBI	157,138	3.4%	0.2	NM	2.4x
Telecommunication	4,947	4,946	+1.83	+0.04%	3	580,446	7.5%	121.6	1.0%	15.5x	4.6x	RENATA	139,694	3.1%	2.2	25.2x	4.9x
Pharmaceutical	3,993	3,995	-2.30	-0.06%	32	762,146	9.8%	2,337.4	19.1%	18.8x	2.7x	UPGDCL	135,533	3.0%	15.6	11.0x	4.1x
Fuel & Power	1,706	1,710	-4.55	-0.27%	23	449,765	5.8%	383.6	3.1%	11.4x	1.1x	BEXIMCO	111,994	2.4%	760.7	7.8x	1.5x
Cement	2,428	2,500	-71.09	-2.84%	7	116,639	1.5%	144.8	1.2%	24.3x	2.5x	LHBL	80,135	1.8%	120.1	19.5x	4.3x
Services & Real Estate	1,924	1,945	-21.01	-1.08%	8	76,019	1.0%	1,284.7	10.5%	70.7x	1.5x	BERGERPBL	79,742	1.7%	0.6	25.9x	7.0x
Engineering	4,577	4,577	+0.13	+0.00%	42	537,313	6.9%	1,912.3	15.6%	20.3x	1.9x	MARICO	76,299	1.7%	4.1	21.8x	33.2x
Food & Allied	21,267	21,277	-10.61	-0.05%	21	378,939	4.9%	457.1	3.7%	22.7x	8.0x	ICB	75,021	1.6%	2.4	42.5x	1.7x
IT	2,887	2,833	+54.70	+1.93%	11	37,643	0.5%	737.7	6.0%	31.0x	2.6x	BXPBARMA	71,467	1.6%	39.5	12.5x	1.8x
Textile	1,698	1,693	+4.78	+0.28%	58	178,603	2.3%	872.2	7.1%	26.8x	1.1x	BRACBANK	57,619	1.3%	0.3	11.3x	1.0x
Paper & Printing	13,004	12,331	+672.23	+5.45%	6	50,102	0.6%	689.9	5.6%	NM	3.4x	ISLAMIBANK	53,130	1.2%	6.1	10.9x	0.8x
Tannery	3,129	3,104	+25.24	+0.81%	6	33,693	0.4%	120.4	1.0%	35.4x	3.2x	DUTCHBANGL	43,902	1.0%	2.1	7.6x	1.1x
Jute	12,653	12,056	+597.02	+4.95%	3	3,095	0.0%	106.6	0.9%	NM	43.7x	TITASGAS	40,459	0.9%	4.5	12.7x	0.6x
Ceramics	720	731	-11.39	-1.56%	5	33,295	0.4%	306.6	2.5%	31.2x	2.0x	POWERGRID	37,347	0.8%	1.7	10.2x	0.4x
Miscellaneous	4,500	4,519	-18.77	-0.42%	15	252,441	3.3%	1,751.6	14.3%	12.3x	2.1x	BSCCL	36,312	0.8%	102.6	15.8x	3.4x
Corporate Bond**	91	91	-	-	9	37,427	0.5%	0.3	0.0%	NM	NM	SUMITPOWER	36,308	0.8%	0.1	9.4x	1.0x
Treasury Bond**	100	100	+0.17	+0.17%	250	3,162,559	40.9%	0.0	0.0%	NM	NM						

Top Ten Gainers	Close Price (BDT)	Δ%	Turnover (BDT Mn)	PE	PB
RANFOUNDRY	216.7	+10.0%	107.7	57.8x	7.2x
ADNTEL	85.2	+9.9%	160.2	32.9x	3.2x
SUNLIFEINS	65.3	+9.9%	40.6	NM	NM
AAMRATECH	44.5	+9.9%	221.2	22.5x	1.9x
BPML	83.6	+9.9%	159.4	30.8x	1.8x
EHL	140.0	+9.5%	665.2	23.8x	1.9x
AZIZPIPES	127.1	+9.3%	50.3	NM	NM
TAMIJTEX	267.3	+8.7%	33.7	44.6x	3.2x
PAPERPROC	312.1	+8.7%	216.5	67.6x	9.9x
BDLAMPS	375.8	+8.7%	161.0	47.6x	4.1x

Top Twenty Free Float Mcap	Free Float Mcap (BDT Mn)	% of Total Free Float Mcap	PE	PB
SQURPHARMA	121,685	7.0%	10.0x	1.9x
BEXIMCO	77,780	4.5%	7.8x	1.5x
BATBC	74,086	4.2%	18.1x	7.4x
RENATA	68,199	3.9%	25.2x	4.9x
BEACONPHAR	55,722	3.2%	85.1x	13.6x
BXPBARMA	49,898	2.9%	12.5x	1.8x
GP	38,700	2.2%	11.4x	7.7x
BRACBANK	30,976	1.8%	11.3x	1.0x
LHBL	28,304	1.6%	19.5x	4.3x
EBL	23,882	1.4%	7.6x	1.0x
ORIONPHARM	21,376	1.2%	32.7x	1.6x
PUBALIBANK	19,511	1.1%	5.8x	0.7x
NBL	19,116	1.1%	NM	0.5x
CITYBANK	17,695	1.0%	4.6x	0.7x
ROBI	15,714	0.9%	NM	2.4x
ALARABANK	14,857	0.9%	12.2x	1.1x
BSRMLTD	14,545	0.8%	5.0x	0.7x
OLYMPIC	14,348	0.8%	16.1x	2.6x
UPGDCL	13,553	0.8%	11.0x	4.1x
SUMITPOWER	13,358	0.8%	9.4x	1.0x

Most Traded Share	Close Price (BDT)	Δ%	Turnover (BDT Mn)	PE	PB
BEXIMCO	127.8	-1.8%	760.7	7.8x	1.5x
EHL	140.0	+9.5%	665.2	23.8x	1.9x
ORIONPHARM	134.3	+0.4%	611.8	32.7x	1.6x
ANWARGALV	461.2	+8.7%	504.8	42.5x	27.4x
JHRML	130.1	+4.7%	455.5	43.9x	4.2x
ORIONINFU	947.9	-0.4%	348.6	NM	70.0x
JMISMDL	492.5	+6.6%	311.3	80.6x	4.0x
BSC	138.8	-0.3%	257.6	10.3x	2.0x
IBP	24.9	-9.1%	255.4	24.5x	1.7x
AAMRATECH	44.5	+9.9%	221.2	22.5x	1.9x

Top Ten Losers	Close Price (BDT)	Δ%	Turnover (BDT Mn)	PE	PB
IBP	24.9	-9.1%	255.4	24.5x	1.7x
BDWELDING	24.9	-6.0%	6.9	NM	2x
BDCOM	65.4	-6.0%	80.8	43.7x	4.2x
BBS	29.2	-5.8%	199.0	26.2x	1.9x
ADVENT	27.9	-5.4%	98.2	23.7x	2.0x
MAKSONSPIN	23.8	-5.2%	73.0	6.8x	1.1x
YPL	23.1	-4.9%	34.4	NM	2.0x
MONNOCERA	114.4	-4.9%	98.5	NM	1.4x
RSRMSTEEL	19.5	-4.9%	9.5	NM	0.4x
UNIQUEHRL	66.7	-4.7%	157.5	22.8x	0.7x

Block Trade	Maximum Price (BDT)	Minimum Price (BDT)	No. of Trade	Quantity ('000)	Turnover (BDT Mn)
SONALIPAPR	785.0	742.0	18.0	338	262.39
ANWARGALV	453.0	450.0	4.0	500	225.38
FORTUNE	85.0	80.0	6.0	1,809	144.92
ORIONINFU	982.0	880.1	8.0	156	144.69
BBS	34.1	34.0	2.0	1,599	54.53
IPDC	63.0	57.6	6.0	908	54.15
METROSPIN	51.8	43.0	5.0	800	39.12
DUTCHBANGL	65.5	65.5	1.0	500	32.75
TRUSTBANK	34.9	34.9	2.0	750	26.18
PADMALIFE	53.0	53.0	11.0	455	24.14

* NBFI Sector PE calculation methodology has been modified to reflect positive earnings only.
 ** The base of the Bond Index starts at 100, starting from Jan 13, 2022
 Similarly, Treasury Bond Index starts at 100, starting from Oct 10, 2022

Block Trade	Maximum Price (BDT)	Minimum Price (BDT)	Turnover (BDT Mn)	Quantity ('000)	No. of Trade
SONALIPAPR	785.0	742.0	262.4	338	18
ANWARGALV	453.0	450.0	225.4	500	4
FORTUNE	85.0	80.0	144.9	1,809	6
ORIONINFU	982.0	880.1	144.7	156	8
BBS	34.1	34.0	54.5	1,599	2
IPDC	63.0	57.6	54.2	908	6
METROSPIN	51.8	43.0	39.1	800	5
DUTCHBANGL	65.5	65.5	32.8	500	1
TRUSTBANK	34.9	34.9	26.2	750	2
PADMALIFE	53.0	53.0	24.1	455	11
PF1STMF	10.6	10.6	24.0	2,267	11
BEACONPHAR	312.0	312.0	22.8	73	1
EHL	126.8	116.0	21.7	180	5
AAMRATECH	44.5	41.5	16.7	400	10
SEAPEARL	155.0	135.5	13.5	93	5
MARICO	2,421.5	2,421.5	9.2	4	3
PRIMEINSUR	82.8	82.8	8.3	100	1
ORIONPHARM	146.8	146.8	7.3	50	1
SPCERAMICS	51.2	51.2	7.3	142	2
TITASGAS	44.0	44.0	5.9	133	1
KAY&QUE	299.0	270.0	4.1	14	2
INTRACO	47.5	45.0	3.9	85	3
Total			1,192.4		145

Important DSE News
DESCO

The Board of Directors has recommended 10% cash dividend for the year ended June 30, 2022. Date of AGM: 14.01.2023, Time: 10:00 AM, Venue: Digital Platform, Record Date: 17.11.2022. The Company has also reported EPS of Tk. 1.59, NAV per share of Tk. 65.96 and NOCFPS of Tk. 13.09 for the year ended June 30, 2022 as against Tk. 1.86, Tk. 65.24 and Tk. 14.82 respectively for the same period of the previous year.

LHBL

(Q3 Un-audited): Consolidated EPS was Tk. 0.98 for July-September, 2022 as against Tk. 0.81 for July-September, 2021; Consolidated EPS was Tk. 2.85 for January-September, 2022 as against Tk. 2.66 for January-September, 2021. Consolidated NOCFPS was Tk. 3.28 for January-September, 2022 as against Tk. 3.65 for January-September, 2021. Consolidated NAV per share was Tk. 15.99 as on September 30, 2022 and Tk. 17.04 as on December 31, 2021.

KDSALTD

Mr. Khalilur Rahman, one of the Sponsor Directors of the company, has expressed his intention to sell 38,59,254 shares out of his holding 3,49,38,452 shares of the Company at prevailing market price (18,59,254 shares in the Public Market and 20,00,000 shares in Block Market) through Dhaka Stock Exchange within next 30 working days.

STANDBANKL

Haji Md. Shamsul Alam, one of the Sponsor Directors of the Company, has further informed that he has completed his sale of 57,40,000 shares of the Company at prevailing market price through Dhaka Stock Exchange as per declaration disseminated on 12.09.2022.

EIL

The Company will be placed in 'A' category from existing 'B' category with effect from October 17, 2022 as the Company has reported disbursement of 10% cash dividend for the year ended December 31, 2021.

Upcoming Corporate Events

DSE Ticker	Right Share	Dividend		Event	Date
		Stock	Cash		
Bangladesh Industrial Fin. Co. Ltd.	-	0.0%	0.0%	Record Date	20-Oct-22
Meghna Insurance Company Limited	-	0.0%	3.0%	Record Date	24-Oct-22
Bangladesh Monospool Paper Manufacturing Co. Limited	-	10.0%	10.0%	Record Date	24-Oct-22
Paper Processing & Packaging Limited	-	7.0%	8.0%	Record Date	24-Oct-22
Apex Footwear Limited.	-	10.0%	35.0%	Record Date	24-Oct-22
KDS Accessories Limited	-	0.0%	16.0%	Record Date	1-Nov-22
Titas Gas Transmission & Dist. Co. Ltd.	-	0.0%	10.0%	Record Date	3-Nov-22
Doreen Power Generations and Systems Limited	-	12.0%	18.0%	Record Date	6-Nov-22
Bangladesh Submarine Cable Company Limited	-	0.0%	46.0%	Record Date	7-Nov-22
Intraco Refueling Station Limited	-	0.0%	10.0%	Record Date	14-Nov-22
eGeneration Limited	-	0.0%	10.0%	Record Date	15-Nov-22
Deshbandhu Polymer Limited	-	0.0%	5.0%	Record Date	15-Nov-22
Sea Pearl Beach Resort & Spa Limited	-	0.0%	15.0%	Record Date	17-Nov-22
Dhaka Electric Supply Company Ltd.	-	0.0%	10.0%	Record Date	17-Nov-22

Disclaimer: This report has been prepared by BRAC EPL Stock Brokerage Ltd and is provided for information purposes. It is not, under any circumstances, to be used or considered as an offer to sell, or a solicitation of any offer to buy. Reasonable care has been taken to ensure that the information is not untrue and misleading. BRAC EPL Stock Brokerage Ltd makes no representation or warranty as to the accuracy or completeness of such information. All opinions and estimates included in this report constitute our judgment as of this date and are subject to change without notice.