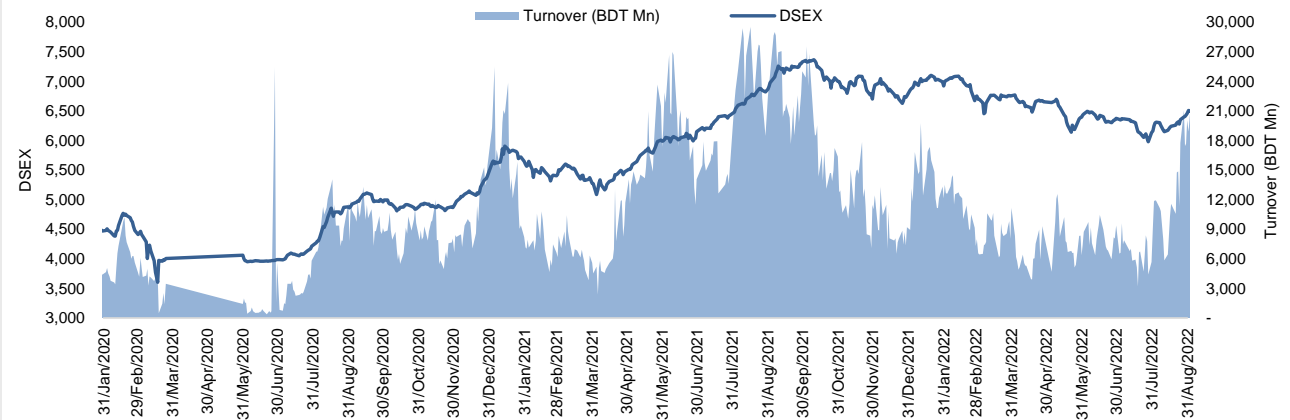


Daily Market Update

The market closed in red today. The benchmark index DSEX (-0.29%) lost 18.67 points and closed at 6,489.94. The blue-chip index DS30 (-0.09%), the Shariah-based index DSES (+0.08%), and the large-cap index CDSET (+0.15%) closed at 2,303.58, 1,410.35, and 1,265.08 points, respectively. Large-cap sectors posted mixed performance today. Fuel & Power booked the highest gain of 1.26% followed by Food & Allied (+0.54%), Engineering (+0.08%). Bank experienced the highest loss of 0.42% followed by Telecommunication (-0.21%), NBFi (-0.12%), Pharmaceutical (-0.03%). Block trades contributed 0.6% of the overall market turnover. Bangladesh Export Import Company Ltd. (0.0%) was the most traded share with a turnover of BDT 1,184 million.



Index	Closing	Opening	Point Δ	%Δ	YTD %Δ
DSEX	6,489.94	6,508.61	-18.67	-0.29%	-3.9%
DS30	2,303.58	2,305.66	-2.07	-0.09%	-9.0%
DSES	1,410.35	1,409.19	+1.16	+0.08%	-1.5%
CDSET	1,265.08	1,263.13	+1.95	+0.15%	-6.9%

	Advanced	Declined	Unchanged	Total
All Category	95	217	63	375
A Category (Equity)	78	139	38	255
B Category (Equity)	15	65	12	92
N Category (Equity)	1	4	1	6
Z Category (Equity)	1	9	12	22
Mutual Funds	12	4	16	32
Corporate Bonds	0	0	1	1

		Today	Last Day	Daily %Δ
Mcap	Mn BDT	5,214,471	5,218,853	-0.1%
	Mn USD	54,889	54,935	
Turnover	Mn BDT	22,964	18,895	+21.5%
	Mn USD	242	199	
Volume	Mn Shares	477	424	+12.4%
No. of Trade		309,121	295,111	+4.7%

* Exchange Rate is BDT 95.00 as of Sep 04, 2022

Fahim Hassan Research Associate (880) 1709636546 fahim.hassan@bracepl.com	Billal Hossain Research Associate (880) 1708805229 billal.hossain@bracepl.com
---	---

Figure: Sectorial Turnover (BDT)

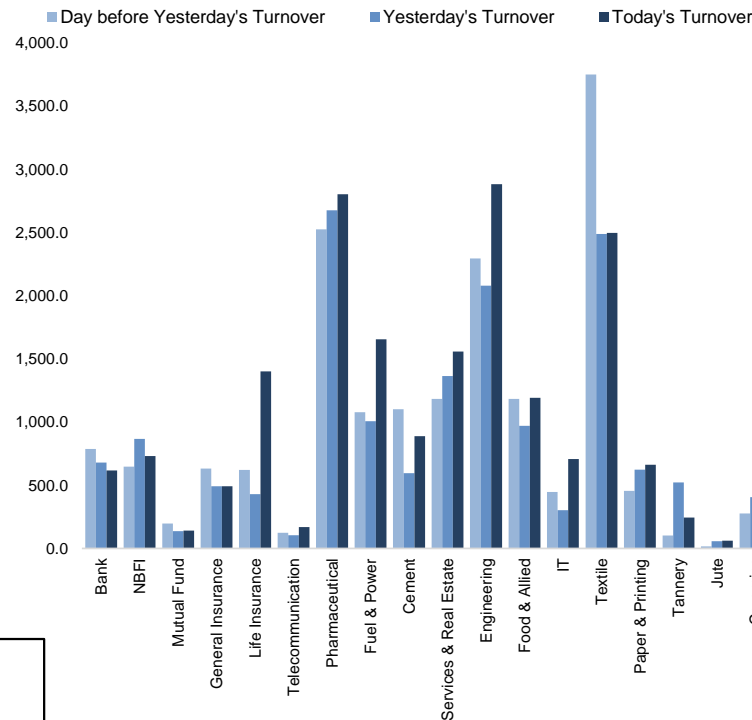
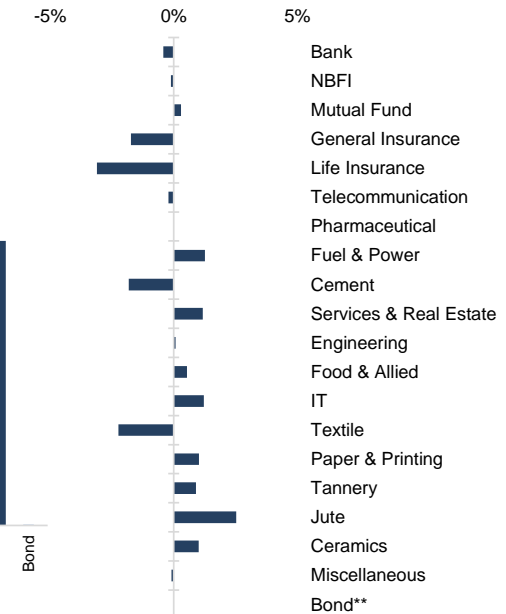


Figure: Sectorial Mcap Change



Market PE 15.9x
Market PB 1.8x

Sector Index	Closing	Opening	Points Δ	%Δ	No. of Companies	Mcap (BDT Mn)	% of Total Mcap	Turnover (BDT Mn)	% of Total Turnover	PE	PB	Top Twenty Market Cap	Mcap (BDT Mn)	% of Total Mcap	Turnover (BDT Mn)	PE	PB
Bank	1,457	1,463	-6.11	-0.42%	33	672,059	14.6%	616.6	2.9%	7.8x	0.8x	GP	389,832	8.5%	35.3	11.5x	7.8x
NBFI	2,112	2,115	-2.45	-0.12%	23	208,059	4.5%	731.0	3.4%	NM	4.0x	WALTONHIL	317,378	6.9%	0.0	26.1x	3.1x
Mutual Fund	895	893	+2.64	+0.30%	36	39,459	0.9%	141.9	0.7%	NM	0.8x	BATBC	282,636	6.1%	113.5	18.2x	7.5x
General Insurance	3,250	3,307	-57.09	-1.73%	41	96,058	2.1%	491.4	2.3%	15.5x	1.6x	SQURPHARMA	188,459	4.1%	58.8	10.2x	1.9x
Life Insurance	2,374	2,450	-76.07	-3.11%	13	68,407	1.5%	1,400.8	6.5%	NM	NM	ROBI	157,138	3.4%	5.7	NM	2.4x
Telecommunication	4,962	4,972	-10.29	-0.21%	3	584,222	12.7%	170.0	0.8%	15.6x	4.6x	RENATA	140,466	3.0%	14.3	25.4x	4.9x
Pharmaceutical	3,882	3,884	-1.08	-0.03%	32	729,112	15.8%	2,802.2	13.0%	18.0x	2.6x	UPGDCL	139,185	3.0%	10.6	11.3x	4.2x
Fuel & Power	1,805	1,783	+22.52	+1.26%	23	471,255	10.2%	1,655.0	7.7%	11.8x	1.2x	BEXIMCO	108,313	2.4%	1,183.8	7.5x	1.4x
Cement	2,662	2,711	-49.37	-1.82%	7	128,270	2.8%	888.0	4.1%	27.9x	2.8x	LHBL	89,310	1.9%	806.1	22.9x	5.0x
Services & Real Estat	1,713	1,693	+19.90	+1.18%	8	64,773	1.4%	1,557.6	7.2%	90.1x	1.2x	BERGERPBL	83,179	1.8%	1.7	27.0x	7.3x
Engineering	4,670	4,666	+3.69	+0.08%	42	546,823	11.9%	2,881.8	13.4%	20.6x	1.9x	ICB	81,790	1.8%	31.8	46.3x	1.8x
Food & Allied	21,812	21,695	+116.37	+0.54%	21	387,327	8.4%	1,192.7	5.5%	23.2x	8.2x	MARICO	77,893	1.7%	2.2	22.2x	33.9x
IT	2,661	2,629	+32.08	+1.22%	11	34,099	0.7%	706.7	3.3%	27.7x	2.4x	BXPBARMA	75,571	1.6%	169.7	13.2x	1.9x
Textile	1,713	1,752	-39.15	-2.23%	58	184,769	4.0%	2,497.3	11.6%	27.8x	1.1x	BEACONPHAR	61,076	1.3%	61.3	65.3x	10.5x
Paper & Printing	11,572	11,454	+117.34	+1.02%	6	42,358	0.9%	663.3	3.1%	NM	2.9x	BRACBANK	57,619	1.3%	81.8	11.3x	1.0x
Tannery	3,164	3,136	+28.17	+0.90%	6	33,787	0.7%	244.8	1.1%	35.6x	3.3x	ISLAMIBANK	52,647	1.1%	6.6	10.8x	0.8x
Jute	9,745	9,504	+240.94	+2.54%	3	2,246	0.0%	60.5	0.3%	NM	31.7x	DUTCHBANGL	45,363	1.0%	7.0	7.8x	1.2x
Ceramics	788	780	+7.87	+1.01%	5	35,108	0.8%	553.1	2.6%	32.9x	2.1x	TITASGAS	43,427	0.9%	272.4	13.0x	0.6x
Miscellaneous	4,454	4,458	-4.16	-0.09%	15	246,982	5.4%	2,251.8	10.5%	12.1x	2.1x	POWERGRID	41,837	0.9%	369.6	11.4x	0.4x
Bond**	90	90	-	-	9	37,140	0.8%	2.8	0.0%	NM	NM	SUMITPOWER	38,444	0.8%	30.4	9.2x	1.1x

Top Ten Gainers	Close Price (BDT)	Δ%	Turnover (BDT Mn)	PE	PB
SAMORITA	90.4	+10.0%	48.3	47.1x	1.7x
JHRML	93.1	+9.9%	310.6	31.4x	3.0x
SPCL	88.7	+9.9%	369.4	11.8x	2.2x
IBP	22.9	+9.6%	262.9	22.5x	1.6x
SONARGAON	72.3	+9.2%	73.4	NM	6.4x
NAHEEACP	78.6	+8.7%	321.1	26.9x	4.2x
GENEXIL	75.1	+8.2%	390.5	22.1x	4x
INDEXAGRO	120.4	+7.9%	123.8	21.2x	1.9x
BPML	73.0	+7.2%	308.0	26.9x	1.6x
UNIQUEHRL	69.6	+6.6%	522.3	23.8x	0.7x

Top Twenty Free Float Mcap	Free Float Mcap (BDT Mn)	% of Total Free Float Mcap	PE	PB
SQURPHARMA	123,309	7.0%	10.2x	1.9x
BEXIMCO	75,223	4.3%	7.5x	1.4x
BATBC	74,757	4.3%	18.2x	7.5x
RENATA	68,575	3.9%	25.4x	4.9x
BXPBARMA	52,764	3.0%	13.2x	1.9x
BEACONPHAR	42,753	2.4%	65.3x	10.5x
GP	38,983	2.2%	11.5x	7.8x
LHBL	31,544	1.8%	22.9x	5.0x
BRACBANK	30,976	1.8%	11.3x	1.0x
EBL	24,179	1.4%	7.7x	1.1x
ISLAMIBANK	23,649	1.4%	10.8x	0.8x
PUBALIBANK	19,864	1.1%	5.9x	0.7x
NBL	19,116	1.1%	NM	0.5x
CITYBANK	18,503	1.1%	4.8x	0.7x
OLYMPIC	17,331	1.0%	19.5x	3.1x
ORIONPHARM	15,933	0.9%	24.4x	1.2x
BSRMLTD	15,859	0.9%	5.5x	0.7x
ROBI	15,714	0.9%	NM	2.4x
IFIC	14,843	0.8%	12.9x	0.8x
ALARABANK	14,671	0.8%	12.0x	1.1x

Most Traded Share	Close Price (BDT)	Δ%	Turnover (BDT Mn)	PE	PB
BEXIMCO	123.6	-	1,183.8	7.5x	1.4x
DELTALIFE	150.1	-9.8%	1,138.9	NM	NM
LHBL	76.9	-2.5%	806.1	22.9x	5.0x
ORIONPHARM	100.1	-4.5%	667.7	24.4x	1.2x
NPOLYMER	70.4	+1.7%	657.5	22.9x	2.5x
UNIQUEHRL	69.6	+6.6%	522.3	23.8x	0.7x
EHL	105.1	+3.6%	511.1	21.3x	1.4x
ORIONINFU	313.6	+1.1%	460.1	NM	23.1x
BSC	134.6	-4.1%	399.6	10.0x	1.9x
GENEXIL	75.1	+8.2%	390.5	22.1x	4.1x

Top Ten Losers	Close Price (BDT)	Δ%	Turnover (BDT Mn)	PE	PB
DELTALIFE	150.1	-9.8%	1,138.9	NM	NM
INTRACO	35.6	-8.7%	161.6	34.1x	3x
TOSRIFA	25.5	-7.6%	46.8	24.4x	0.9x
ACFL	30.4	-7.6%	34.6	26.7x	0.9x
MAKSONSPIN	27.8	-7.3%	376.1	7.9x	1.3x
DACCADYE	21.0	-7.1%	44.1	22.8x	0.6x
PADMALIFE	49.0	-7.0%	21.9	NM	NM
IPDC	65.3	-7.0%	217.0	26.5x	3.8x
RSRMSTEEL	22.8	-6.9%	19.8	NM	0.5x
NHFIL	52.3	-6.8%	120.5	23.1x	2.8x

Block Trade	Maximum Price (BDT)	Minimum Price (BDT)	No. of Trade	Quantity ('000)	Turnover (BDT Mn)
NAHEEACP	76.0	72.1	39.0	11,061	825.01
FORTUNE	84.0	79.5	7.0	2,038	163.26
IPDC	68.0	68.0	4.0	1,804	122.67
ORIONINFU	283.2	283.2	6.0	403	114.22
ORIONPHARM	108.0	107.0	13.0	852	91.40
INTRACO	42.9	40.0	2.0	515	20.64
METROSPIN	43.5	42.1	5.0	290	12.33
SONALIPAPR	725.0	720.0	2.0	17	12.28
AMCL(PRAN)	347.0	347.0	2.0	19	6.59
KDSALTD	87.0	84.6	4.0	70	5.96

*NBFI Sector PE calculation methodology has been modified to reflect positive earnings only.

** The base of the Bond index starts at 100, starting from Jan 13, 2022

Block Trade	Maximum Price (BDT)	Minimum Price (BDT)	Turnover (BDT Mn)	Quantity ('000)	No. of Trade
NAHEEACP	76.0	72.1	825.0	11,061	39
FORTUNE	84.0	79.5	163.3	2,038	7
IPDC	68.0	68.0	122.7	1,804	4
ORIONINFU	283.2	283.2	114.2	403	6
ORIONPHARM	108.0	107.0	91.4	852	13
INTRACO	42.9	40.0	20.6	515	2
METROSPIN	43.5	42.1	12.3	290	5
SONALIPAPR	725.0	720.0	12.3	17	2
AMCL(PRAN)	347.0	347.0	6.6	19	2
KDSALTD	87.0	84.6	6.0	70	4
CONFIDCEM	101.0	101.0	4.9	49	1
JHRML	86.0	85.1	4.6	54	5
BEACONPHAR	258.0	258.0	4.5	18	4
EHL	95.2	92.0	4.5	48	3
MALEKSPIN	43.9	43.6	4.3	98	2
BPML	69.0	68.5	4.1	60	2
INDEXAGRO	117.0	117.0	4.1	35	1
PADMALIFE	57.9	57.9	3.4	59	1
PRIMEINSUR	82.8	82.8	3.4	42	1
UPGDCL	252.0	252.0	3.4	14	1
DACCADYE	22.5	22.5	3.4	150	1
NEWLIN	45.1	45.1	3.2	70	1
Total			1,454.5		137

Important DSE News

FUWANGCER

The Company has informed that the Board of Directors has decided to increase the tiles production capacity by 15,000 SQM (estimated) per day through greenfield project including land and BMRE the existing tiles plant (Line-1, Line-2 and Line-3) at an investment of BDT 6,500 million subject to approval of the shareholders in the EGM/AGM. The date, time, record date and other information of EGM/AGM will be notified later.

NCCBANK

Mrs. Sohela Hossain, one of the Sponsor Directors of the Company, has expressed her intention to buy 20,00,000 shares of the Company at prevailing market price (in the Public Market) through Dhaka Stock Exchange within next 30 working days.

Upcoming Corporate Events

DSE Ticker	Right Share	Dividend		Event	Date
		Stock	Cash		
ICB AMCL Second Mutual Fund	-	0.0%	6.0%	Record Date	5-Sep-22
ICB Employees Provident MF 1: Scheme 1	-	0.0%	5.0%	Record Date	5-Sep-22
Prime Bank 1st ICB AMCL Mutual Fund	-	0.0%	5.0%	Record Date	5-Sep-22
Phoenix Finance 1st Mutual Fund	-	0.0%	5.0%	Record Date	5-Sep-22
ICB AMCL Third NRB Mutual Fund	-	0.0%	5.0%	Record Date	5-Sep-22
IFIL Islamic Mutual Fund-1	-	0.0%	4.0%	Record Date	5-Sep-22
ICB AMCL Sonali Bank Limited 1st Mutual Fund	-	0.0%	5.0%	Record Date	5-Sep-22
ICB AMCL First Agrani Bank Mutual Fund	-	0.0%	9.0%	Record Date	5-Sep-22
Green Delta Mutual Fund	-	0.0%	7.0%	Record Date	5-Sep-22
Asian Tiger Sandhani Life Growth Fund	-	0.0%	5.0%	Record Date	5-Sep-22
DBH First Mutual Fund	-	0.0%	7.0%	Record Date	5-Sep-22
"Reliance One" the first scheme of Reliance Insurance Mut	-	0.0%	10.0%	Record Date	6-Sep-22
Popular Life First Mutual Fund	-	0.0%	7.0%	Record Date	6-Sep-22
PHP First Mutual Fund	-	0.0%	7.0%	Record Date	6-Sep-22
EBL NRB Mutual Fund	-	0.0%	11.0%	Record Date	6-Sep-22
First Bangladesh Fixed Income Fund	-	0.0%	6.0%	Record Date	6-Sep-22
EXIM Bank 1st Mutual Fund	-	0.0%	7.0%	Record Date	6-Sep-22

Disclaimer: This report has been prepared by BRAC EPL Stock Brokerage Ltd and is provided for information purposes. It is not, under any circumstances, to be used or considered as an offer to sell, or a solicitation of any offer to buy. Reasonable care has been taken to ensure that the information is not untrue and misleading. BRAC EPL Stock Brokerage Ltd makes no representation or warranty as to the accuracy or completeness of such information. All opinions and estimates included in this report constitute our judgment as of this date and are subject to change without notice.