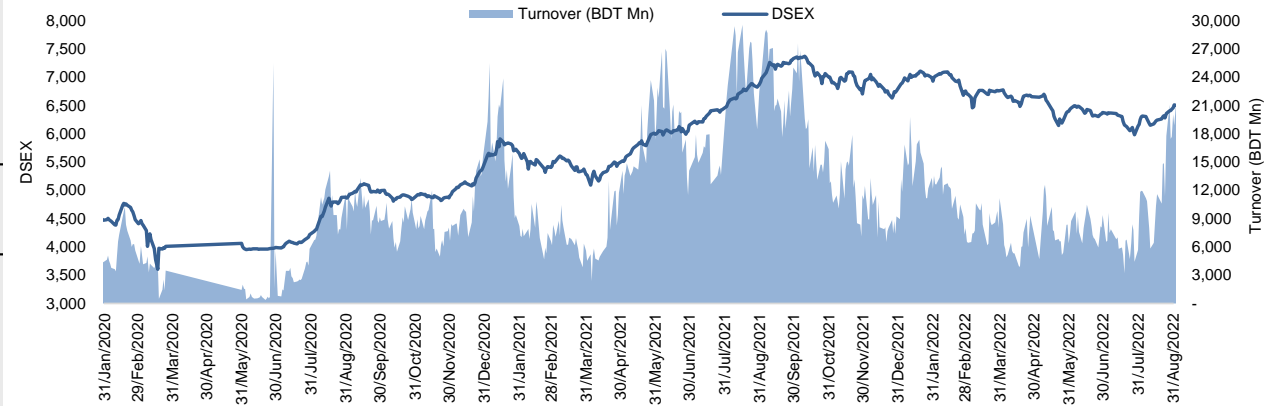


Daily Market Update

The market closed in red today. The benchmark index DSEX (-0.90%) lost 58.59 points and closed at 6,431.35. The blue-chip index DS30 (-0.77%), the Shariah-based index DSES (-0.41%), and the large-cap index CDSET (-1.18%) closed at 2,285.80, 1,404.58, and 1,250.21 points, respectively. All the large-cap sectors posted negative performance today. NBF1 experienced the highest loss of 1.41% followed by Fuel & Power (-1.26%), Engineering (-0.83%), Food & Allied (-0.66%), Pharmaceutical (-0.35%), Bank (-0.26%), and Telecommunication (-0.03%), respectively. Block trades contributed 0.5% of the overall market turnover. JMI Hospital Requisite Manufacturing Limited (-2.5%) was the most traded share with a turnover of BDT 930 million.



Index	Closing	Opening	Point Δ	%Δ	YTD %Δ
DSEX	6,431.35	6,489.94	-58.59	-0.90%	-4.8%
DS30	2,285.80	2,303.58	-17.79	-0.77%	-9.7%
DSES	1,404.58	1,410.35	-5.78	-0.41%	-1.9%
CDSET	1,250.21	1,265.08	-14.87	-1.18%	-8.0%

	Advanced	Declined	Unchanged	Total
All Category	38	262	69	369
A Category (Equity)	31	180	38	249
B Category (Equity)	7	70	16	93
N Category (Equity)	0	4	2	6
Z Category (Equity)	0	8	13	21
Mutual Funds	1	13	10	24
Corporate Bonds	0	1	2	3

		Today	Last Day	Daily %Δ
Mcap	Mn BDT	5,179,969	5,214,471	-0.7%
	Mn USD	54,526	54,889	
Turnover	Mn BDT	14,007	22,964	-39.0%
	Mn USD	147	242	
Volume	Mn Shares	311	477	-34.9%
No. of Trade		233,509	309,121	-24.5%

* Exchange Rate is BDT 95.00 as of Sep 05, 2022

Fahim Hassan Research Associate (880) 1709636546 fahim.hassan@bracepl.com	Billal Hossain Research Associate (880) 1708805229 billal.hossain@bracepl.com
---	---

Figure: Sectorial Turnover (BDT)

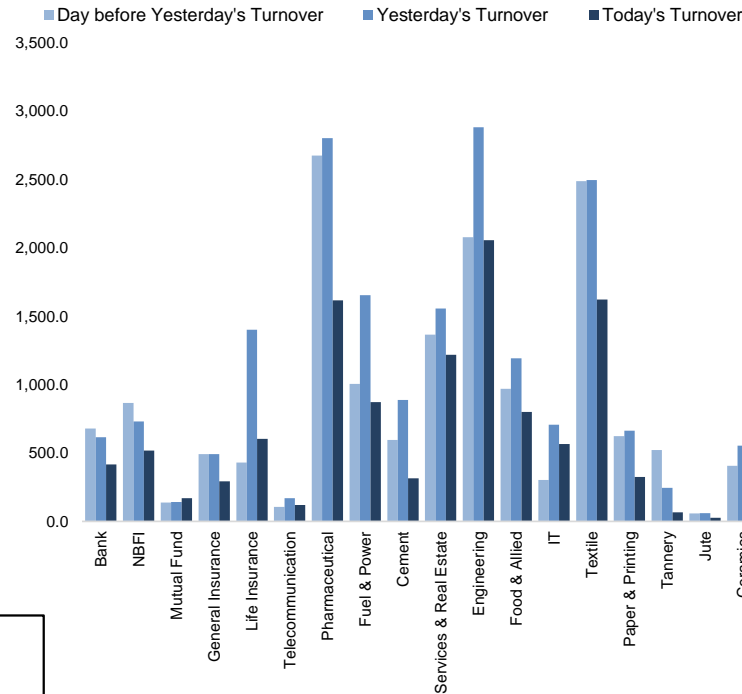
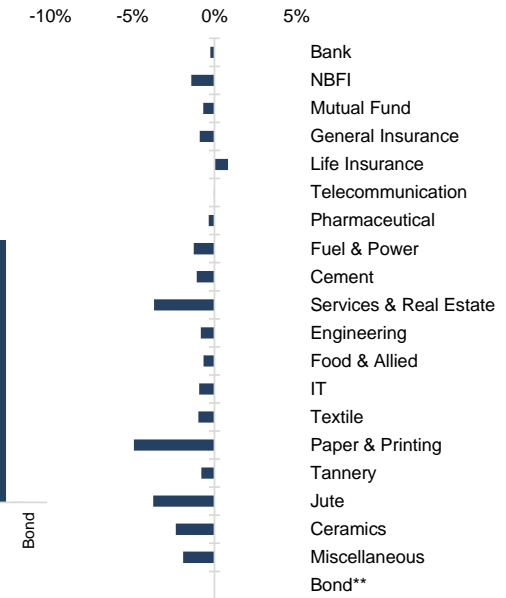


Figure: Sectorial Mcap Change



Market PE 15.8x

Market PB 1.7x

Sector Index	Closing	Opening	Points Δ	%Δ	No. of Companies	Mcap (BDT Mn)	% of Total Mcap	Turnover (BDT Mn)	% of Total Turnover	PE	PB	Top Twenty Market Cap	Mcap (BDT Mn)	% of Total Mcap	Turnover (BDT Mn)	PE	PB
Bank	1,453	1,457	-3.72	-0.26%	33	670,342	14.6%	416.6	3.0%	7.8x	0.8x	GP	389,021	8.5%	56.5	11.4x	7.7x
NBFI	2,083	2,112	-29.85	-1.41%	23	205,119	4.5%	518.7	3.8%	NM	3.9x	WALTONHIL	317,378	6.9%	4.8	26.1x	3.1x
Mutual Fund	889	895	-6.09	-0.68%	36	39,190	0.9%	170.8	1.2%	NM	0.8x	BATBC	280,314	6.1%	101.4	18.1x	7.4x
General Insurance	3,221	3,250	-29.12	-0.90%	41	95,198	2.1%	293.9	2.1%	15.3x	1.5x	SQURPHARMA	188,282	4.1%	66.5	10.2x	1.9x
Life Insurance	2,393	2,374	+19.64	+0.83%	13	68,973	1.5%	603.4	4.4%	NM	NM	ROBI	157,138	3.4%	2.1	NM	2.4x
Telecommunication	4,960	4,962	-1.70	-0.03%	3	584,022	12.8%	120.3	0.9%	15.6x	4.6x	RENATA	140,133	3.1%	11.4	25.3x	4.9x
Pharmaceutical	3,869	3,882	-13.56	-0.35%	32	726,565	15.9%	1,615.9	11.8%	17.9x	2.6x	UPGDCL	138,663	3.0%	5.9	11.2x	4.2x
Fuel & Power	1,783	1,805	-22.79	-1.26%	23	465,307	10.2%	871.4	6.3%	11.7x	1.2x	BEXIMCO	105,334	2.3%	535.7	7.3x	1.4x
Cement	2,633	2,662	-28.69	-1.08%	7	126,887	2.8%	315.3	2.3%	27.6x	2.8x	LHBL	88,845	1.9%	273.4	22.8x	5.0x
Services & Real Estate	1,650	1,713	-63.00	-3.68%	8	62,390	1.4%	1,218.2	8.9%	86.8x	1.2x	BERGERPBL	82,785	1.8%	1.6	26.9x	7.2x
Engineering	4,632	4,670	-38.54	-0.83%	42	542,310	11.8%	2,056.5	15.0%	20.4x	1.9x	ICB	80,823	1.8%	8.3	45.7x	1.8x
Food & Allied	21,668	21,812	-144.08	-0.66%	21	384,768	8.4%	801.6	5.8%	23.1x	8.1x	MARICO	77,937	1.7%	13.6	22.3x	33.9x
IT	2,637	2,661	-24.89	-0.94%	11	33,780	0.7%	565.0	4.1%	27.5x	2.4x	BXPBARMA	74,233	1.6%	60.2	12.9x	1.9x
Textile	1,696	1,713	-16.82	-0.98%	58	182,955	4.0%	1,623.0	11.8%	27.5x	1.1x	BEACONPHAR	62,532	1.4%	41.3	66.8x	10.7x
Paper & Printing	11,003	11,572	-568.92	-4.92%	6	40,276	0.9%	325.9	2.4%	NM	2.8x	BRACBANK	57,619	1.3%	31.1	11.3x	1.0x
Tannery	3,139	3,164	-25.05	-0.79%	6	33,520	0.7%	66.0	0.5%	35.3x	3.2x	ISLAMIBANK	52,969	1.2%	3.1	10.9x	0.8x
Jute	9,381	9,745	-364.46	-3.74%	3	2,162	0.0%	27.2	0.2%	NM	30.5x	DUTCHBANGL	45,224	1.0%	8.1	7.8x	1.2x
Ceramics	769	788	-18.60	-2.36%	5	34,279	0.7%	222.4	1.6%	32.1x	2.1x	TITASGAS	42,734	0.9%	65.7	12.8x	0.6x
Miscellaneous	4,369	4,454	-84.74	-1.90%	15	242,283	5.3%	1,919.3	14.0%	11.8x	2.0x	POWERGRID	40,697	0.9%	100.1	11.1x	0.4x
Bond**	90	90	-0.02	-0.02%	9	37,133	0.8%	0.2	0.0%	NM	NM	BSCCL	37,862	0.8%	61.8	16.4x	3.4x

Top Ten Gainers	Close Price (BDT)	Δ%	Turnover (BDT Mn)	PE	PB
SEAPEARL	62.7	+9.8%	139.8	NM	5.4x
SUNLIFEINS	67.5	+6.8%	56.7	NM	NM
IPDC	69.0	+5.7%	135.6	28.0x	4.0x
QUASEMIND	65.5	+5.5%	249.2	NM	2.3x
FAREASTLIF	88.6	+4.9%	223.3	NM	NM
INTRACO	37.3	+4.8%	114.2	35.7x	3.1x
FINEFOODS	54.5	+4.6%	74.5	NM	5x
ORIONINFU	326.4	+4.1%	232.7	NM	24.1x
GEMINISEA	426.5	+3.7%	143.7	23.5x	74.0x
PADMALIFE	50.7	+3.5%	10.2	NM	NM

Top Ten Losers	Close Price (BDT)	Δ%	Turnover (BDT Mn)	PE	PB
SONARGAON	65.1	-10.0%	75.4	NM	5.8x
EHL	94.7	-9.9%	568.4	19.2x	1x
RSRMSTEEL	20.6	-9.6%	27.1	NM	0.5x
SEMLFBSLGF	8.9	-9.2%	1.4	NM	0.9x
BPML	66.5	-8.9%	144.6	24.5x	1.4x
ADVENT	27.8	-7.3%	80.9	23.6x	2.0x
GSPFINANCE	30.3	-7.1%	31.7	21.0x	1.4x
UNIQUEHRL	64.7	-7.0%	207.7	22.1x	0.7x
NPOLYMER	65.9	-6.4%	329.6	21.5x	2.4x
EGEN	50.4	-5.6%	4.7	30.0x	2.4x

Top Twenty Free Float Mcap	Free Float Mcap (BDT Mn)	% of Total Free Float Mcap	PE	PB
SQURPHARMA	123,193	7.1%	10.2x	1.9x
BATBC	74,143	4.3%	18.1x	7.4x
BEXIMCO	73,154	4.2%	7.3x	1.4x
RENATA	68,413	3.9%	25.3x	4.9x
BXPBARMA	51,830	3.0%	12.9x	1.9x
BEACONPHAR	43,772	2.5%	66.8x	10.7x
GP	38,902	2.2%	11.4x	7.7x
LHBL	31,380	1.8%	22.8x	5.0x
BRACBANK	30,976	1.8%	11.3x	1.0x
EBL	24,105	1.4%	7.6x	1.1x
ISLAMIBANK	23,794	1.4%	10.9x	0.8x
PUBALIBANK	19,934	1.2%	5.9x	0.7x
NBL	19,116	1.1%	NM	0.5x
CITYBANK	18,584	1.1%	4.9x	0.7x
OLYMPIC	17,453	1.0%	19.6x	3.1x
ROBI	15,714	0.9%	NM	2.4x
BSRMLTD	15,538	0.9%	5.3x	0.7x
ORIONPHARM	15,423	0.9%	23.6x	1.2x
ALARABANK	14,671	0.8%	12.0x	1.1x
IFIC	14,406	0.8%	12.5x	0.8x

*NBFI Sector PE calculation methodology has been modified to reflect positive earnings only.

** The base of the Bond index starts at 100, starting from Jan 13, 2022.

Most Traded Share	Close Price (BDT)	Δ%	Turnover (BDT Mn)	PE	PB
JHRML	90.8	-2.5%	930.1	30.7x	3.0x
NAHEEACP	80.3	+2.2%	579.5	27.5x	4.3x
EHL	94.7	-9.9%	568.4	19.2x	1.3x
BEXIMCO	120.2	-2.8%	535.7	7.3x	1.4x
ORIONPHARM	96.9	-3.2%	348.9	23.6x	1.2x
GENEXIL	76.9	+2.4%	339.1	22.6x	4.1x
NPOLYMER	65.9	-6.4%	329.6	21.5x	2.4x
BSC	131.2	-2.5%	299.2	9.7x	1.9x
LHBL	76.5	-0.5%	273.4	22.8x	5.0x
MALEKSPIN	39.5	-2.0%	267.0	9.1x	0.8x

Block Trade	Maximum Price (BDT)	Minimum Price (BDT)	No. of Trade	Quantity ('000)	Turnover (BDT Mn)
NBL	9.1	9.1	1.0	4,000	36.40
ORIONINFU	287.0	287.0	3.0	104	29.73
SEAPEARL	60.5	56.4	8.0	410	24.23
DELTALIFE	165.0	154.0	4.0	109	17.86
FORTUNE	85.0	79.5	4.0	210	16.91
BRACBANK	38.5	38.5	1.0	400	15.40
SONALIPAPR	730.0	720.0	2.0	18	12.68
INTRACO	39.1	34.0	4.0	295	10.97
KDSALTD	85.8	85.0	3.0	120	10.19
ALIF	15.2	14.7	2.0	450	6.74

Block Trade	Maximum Price (BDT)	Minimum Price (BDT)	Turnover (BDT Mn)	Quantity ('000)	No. of Trade
NBL	9.1	9.1	36.4	4,000	1
ORIONINFU	287.0	287.0	29.7	104	3
SEAPEARL	60.5	56.4	24.2	410	8
DELTALIFE	165.0	154.0	17.9	109	4
FORTUNE	85.0	79.5	16.9	210	4
BRACBANK	38.5	38.5	15.4	400	1
SONALIPAPR	730.0	720.0	12.7	18	2
INTRACO	39.1	34.0	11.0	295	4
KDSALTD	85.8	85.0	10.2	120	3
ALIF	15.2	14.7	6.7	450	2
APEXFOODS	272.0	272.0	6.4	24	1
EHL	105.8	105.0	6.1	58	2
SAPORTL	37.0	37.0	6.1	164	1
RDFOOD	43.5	42.0	5.6	130	3
AMANFEED	42.6	42.6	5.5	129	1
METROSPIN	47.0	45.0	4.4	98	3
NAHEEACP	81.2	81.2	4.1	50	1
ORIONPHARM	110.0	106.5	3.3	30	3
SQURPHARMA	220.0	220.0	3.1	14	1
GP	288.6	288.6	2.9	10	1
SPCL	90.0	90.0	2.8	32	2
MONNOFABR	26.8	26.8	2.7	100	2
Total			255.0		75

Important DSE News

MEGHNALIFE

The Board of Directors has recommended 15% cash and 10% stock dividend for the year ended December 31, 2021. Date of AGM: 19.10.2022, Time: 11:00 AM, Venue: Digital Platform. Record Date: 25.09.2022. The Company has also informed that reasons for declaration of stock dividend: Stock dividend is not declared from share premium of capital reserve or revaluation reserve of any unrealized gain or out of profit earned prior or incorporation of the Company or through reducing paid up capital or through doing anything so that the post-dividend retained earnings become negative or a debit balance. The Company will use the amount of the declared stock dividend to invest in Fixed Deposit, Bond and stock market to enhance the future return on investment and for business expansion.

MIDASFIN

The Company has further informed that BSEC has accorded consent for issuance of 1% Stock Dividend for the year ended December 31, 2021. The Company has also informed that the Board of Directors has fixed the Record date on 11.09.2022 for entitlement of the aforesaid Bonus Shares.

Upcoming Corporate Events

DSE Ticker	Right Share	Dividend		Event	Date
		Stock	Cash		
"Reliance One" the first scheme of Reliance Insurance Mutu	-	0.0%	10.0%	Record Date	6-Sep-22
Popular Life First Mutual Fund	-	0.0%	7.0%	Record Date	6-Sep-22
PHP First Mutual Fund	-	0.0%	7.0%	Record Date	6-Sep-22
EBL NRB Mutual Fund	-	0.0%	11.0%	Record Date	6-Sep-22
First Bangladesh Fixed Income Fund	-	0.0%	6.0%	Record Date	6-Sep-22
EXIM Bank 1st Mutual Fund	-	0.0%	7.0%	Record Date	6-Sep-22
EBL First Mutual Fund	-	0.0%	6.0%	Record Date	6-Sep-22
Grameen One : Scheme Two	-	0.0%	15.0%	Record Date	6-Sep-22
Trust Bank 1st Mutual Fund	-	0.0%	7.0%	Record Date	6-Sep-22
IFIC Bank 1st Mutual Fund	-	0.0%	7.0%	Record Date	6-Sep-22
First Janata Bank Mutual Fund	-	0.0%	7.0%	Record Date	6-Sep-22
CAPM BDBL Mutual Fund 01	-	0.0%	8.0%	Record Date	11-Sep-22
CAPM IBBL Islamic Mutual Fund	-	0.0%	8.0%	Record Date	11-Sep-22
Fareast Finance & Investment Limited	-	0.0%	0.0%	Record Date	11-Sep-22
International Leasing & Financial Services Ltd.	-	0.0%	0.0%	Record Date	15-Sep-22
Sandhani Life Insurance Company Ltd.	-	0.0%	12.0%	Record Date	21-Sep-22

Disclaimer: This report has been prepared by BRAC EPL Stock Brokerage Ltd and is provided for information purposes. It is not, under any circumstances, to be used or considered as an offer to sell, or a solicitation of any offer to buy. Reasonable care has been taken to ensure that the information is not untrue and misleading. BRAC EPL Stock Brokerage Ltd makes no representation or warranty as to the accuracy or completeness of such information. All opinions and estimates included in this report constitute our judgment as of this date and are subject to change without notice.