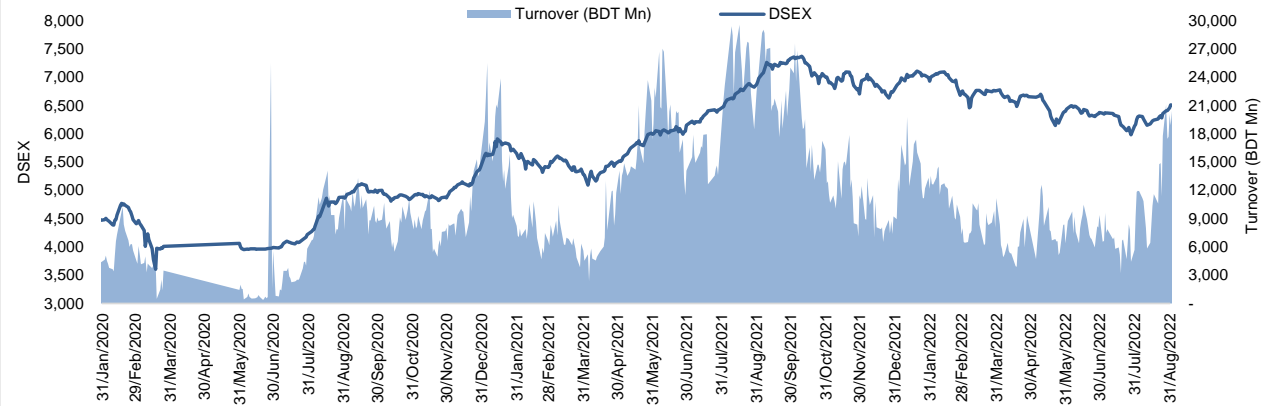


Daily Market Update

The market closed in red today. The benchmark index DSEX (-0.33%) lost 21.72 points and closed at 6,538.30. The blue-chip index DS30 (-0.12%), the Shariah-based index DSES (-0.63%), and the large-cap index CDSET (-0.02%) closed at 2,373.30, 1,432.14, and 1,297.56 points, respectively. All the large-cap sectors posted negative performance today. NBF1 experienced the highest loss of 0.82% followed by Fuel & Power (-0.72%), Pharmaceutical (-0.57%), Engineering (-0.36%), Food & Allied (-0.26%), Bank (-0.15%), and Telecommunication (-0.08%), respectively. Block trades contributed 0.6% of the overall market turnover. Bangladesh Export Import Company Ltd. (+5.5%) was the most traded share with a turnover of BDT 2,519 million.



Index	Closing	Opening	Point Δ	%Δ	YTD %Δ
DSEX	6,538.30	6,560.02	-21.72	-0.33%	-3.2%
DS30	2,373.30	2,376.17	-2.87	-0.12%	-6.3%
DSES	1,432.14	1,441.25	-9.11	-0.63%	+0.1%
CDSET	1,297.56	1,297.80	-0.24	-0.02%	-4.5%

	Advanced	Declined	Unchanged	Total
All Category	45	219	109	373
A Category (Equity)	33	155	67	255
B Category (Equity)	9	58	25	92
N Category (Equity)	2	2	2	6
Z Category (Equity)	1	4	15	20
Mutual Funds	1	1	28	30
Corporate Bonds	0	1	3	4

		Today	Last Day	Daily %Δ
Mcap	Mn BDT	5,209,762	5,225,089	-0.3%
	Mn USD	54,840	55,001	
Turnover	Mn BDT	16,916	18,778	-9.9%
	Mn USD	178	198	
Volume	Mn Shares	280	318	-12.0%
No. of Trade		235,840	249,613	-5.5%

* Exchange Rate is BDT 95.00 as of Sep 11, 2022

Fahim Hassan Research Associate (880) 1709636546 fahim.hassan@bracepl.com	Billal Hossain Research Associate (880) 1708805229 billal.hossain@bracepl.com
-------------------------------------------------------------------------------------------	-----------------------------------------------------------------------------------------------

Figure: Sectorial Turnover (BDT Mn)

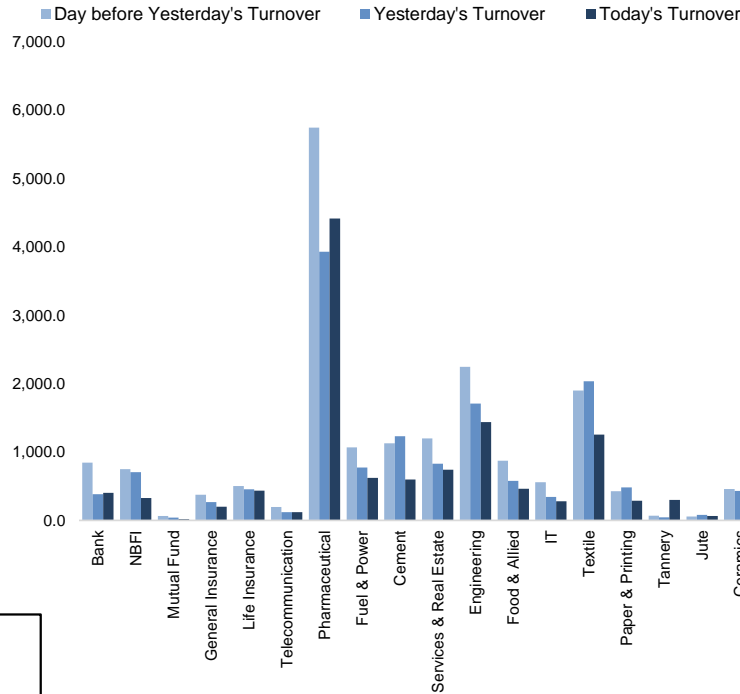
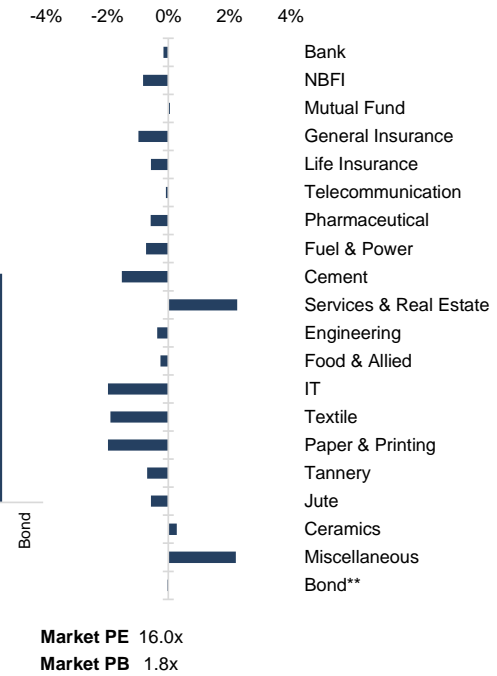


Figure: Sectorial Mcap Change



Sector Index	Closing	Opening	Points Δ	%Δ	No. of Companies	Mcap (BDT Mn)	% of Total Mcap	Turnover (BDT Mn)	% of Total Turnover	PE	PB	Top Twenty Market Cap	Mcap (BDT Mn)	% of Total Mcap	Turnover (BDT Mn)	PE	PB
Bank	1,461	1,464	-2.26	-0.15%	33	669,503	14.5%	403.5	2.5%	7.8x	0.8x	GP	387,401	8.4%	29.6	11.4x	7.7x
NBFI	2,051	2,068	-17.02	-0.82%	23	200,057	4.3%	325.8	2.0%	NM	3.9x	WALTONHIL	317,378	6.9%	4.2	26.1x	3.1x
Mutual Fund	855	855	+0.46	+0.05%	36	37,653	0.8%	16.0	0.1%	NM	0.8x	BATBC	280,098	6.1%	42.4	18.1x	7.4x
General Insurance	3,236	3,268	-31.95	-0.98%	41	93,776	2.0%	202.1	1.3%	15.1x	1.5x	SQURPHARMA	188,548	4.1%	117.0	10.2x	1.9x
Life Insurance	2,472	2,486	-14.19	-0.57%	13	68,632	1.5%	435.0	2.7%	NM	NM	ROBI	157,138	3.4%	3.2	NM	2.4x
Telecommunication	4,957	4,961	-3.96	-0.08%	3	581,560	12.6%	121.6	0.8%	15.5x	4.6x	RENATA	140,219	3.0%	17.8	25.3x	4.9x
Pharmaceutical	3,979	4,002	-22.89	-0.57%	32	759,458	16.5%	4,414.9	27.4%	18.7x	2.7x	UPGDCL	136,808	3.0%	12.0	11.1x	4.2x
Fuel & Power	1,748	1,760	-12.75	-0.72%	23	460,807	10.0%	621.8	3.9%	11.5x	1.2x	BEXIMCO	122,159	2.7%	2,518.8	8.5x	1.6x
Cement	2,753	2,795	-42.35	-1.52%	7	132,204	2.9%	596.7	3.7%	28.8x	2.9x	LHBL	94,420	2.1%	562.3	24.2x	5.3x
Services & Real Estate	1,594	1,559	+35.10	+2.25%	8	62,981	1.4%	742.1	4.6%	87.6x	1.2x	BXPHARMA	85,341	1.9%	451.2	14.9x	2.1x
Engineering	4,599	4,616	-16.83	-0.36%	42	539,928	11.7%	1,437.8	8.9%	20.3x	1.9x	BERGERPBL	82,465	1.8%	1.6	26.8x	7.2x
Food & Allied	21,431	21,487	-55.69	-0.26%	21	381,872	8.3%	463.4	2.9%	22.9x	8.0x	ICB	78,245	1.7%	6.6	44.3x	1.7x
IT	2,512	2,563	-50.64	-1.98%	11	32,753	0.7%	280.1	1.7%	26.6x	2.3x	MARICO	77,843	1.7%	5.0	22.2x	33.8x
Textile	1,713	1,746	-32.96	-1.89%	58	180,169	3.9%	1,253.8	7.8%	27.1x	1.1x	BEACONPHAR	69,739	1.5%	122.9	74.5x	12.0x
Paper & Printing	10,322	10,530	-207.39	-1.97%	6	39,771	0.9%	288.0	1.8%	NM	2.7x	BRACBANK	57,619	1.3%	3.4	11.3x	1.0x
Tannery	3,082	3,103	-21.33	-0.69%	6	33,186	0.7%	301.6	1.9%	35.1x	3.2x	ISLAMIBANK	53,291	1.2%	2.5	10.9x	0.8x
Jute	9,885	9,942	-56.20	-0.57%	3	2,418	0.1%	63.7	0.4%	NM	34.1x	DUTCHBANGL	44,806	1.0%	4.6	7.7x	1.2x
Ceramics	746	744	+2.10	+0.28%	5	34,501	0.7%	806.6	5.0%	32.3x	2.1x	TITASGAS	41,844	0.9%	50.3	12.5x	0.6x
Miscellaneous	4,623	4,523	+99.82	+2.21%	15	259,331	5.6%	3,346.8	20.8%	12.7x	2.2x	POWERGRID	40,340	0.9%	68.3	11.0x	0.4x
Bond**	90	90	-0.03	-0.03%	9	37,138	0.8%	2.8	0.0%	NM	NM	SUMITPOWER	37,162	0.8%	18.8	8.9x	1.0x

Top Ten Gainers	Close Price (BDT)	Δ%	Turnover (BDT Mn)	PE	PB
RSRMSTEEL	23.1	+10.0%	35.5	NM	0.5x
SPCERAMICS	50.3	+9.8%	667.2	NM	1.6x
YPL	25.4	+7.6%	146.8	NM	2.2x
KOHINOOR	679.0	+7.5%	133.7	61.8x	12.0x
SEAPEARL	73.7	+7.4%	85.6	NM	6.4x
BEXIMCO	139.4	+5.5%	2,518.8	8.5x	1.6x
IDLC	52.5	+5.0%	54.9	10.9x	1x
ACIFORMULA	192.7	+4.9%	363.4	32.6x	2.9x
EHL	86.3	+4.7%	333.6	17.5x	1.2x
INTRACO	37.5	+4.5%	165.0	35.9x	3.2x

Top Twenty Free Float Mcap	Free Float Mcap (BDT Mn)	% of Total Free Float Mcap	PE	PB
SQURPHARMA	123,367	7.0%	10.2x	1.9x
BEXIMCO	84,839	4.8%	8.5x	1.6x
BATBC	74,086	4.2%	18.1x	7.4x
RENATA	68,455	3.9%	25.3x	4.9x
BXPHARMA	59,585	3.4%	14.9x	2.1x
BEACONPHAR	48,817	2.8%	74.5x	12.0x
GP	38,740	2.2%	11.4x	7.7x
LHBL	33,349	1.9%	24.2x	5.3x
BRACBANK	30,976	1.8%	11.3x	1.0x
EBL	24,328	1.4%	7.7x	1.1x
ISLAMIBANK	23,938	1.4%	10.9x	0.8x
PUBALIBANK	19,723	1.1%	5.8x	0.7x
ORIONPHARM	19,625	1.1%	30.0x	1.5x
NBL	19,116	1.1%	NM	0.5x
CITYBANK	18,342	1.0%	4.8x	0.7x
OLYMPIC	16,737	1.0%	18.8x	3.0x
ROBI	15,714	0.9%	NM	2.4x
BSRMLTD	15,538	0.9%	5.3x	0.7x
IFIC	14,952	0.9%	13.0x	0.8x
ALARABANK	14,919	0.8%	12.2x	1.1x

Most Traded Share	Close Price (BDT)	Δ%	Turnover (BDT Mn)	PE	PB
BEXIMCO	139.4	+5.5%	2,518.8	8.5x	1.6x
ORIONPHARM	123.3	-2.1%	2,012.6	30.0x	1.5x
SPCERAMICS	50.3	+9.8%	667.2	NM	1.6x
LHBL	81.3	-1.8%	562.3	24.2x	5.3x
BXPHARMA	191.3	+3.3%	451.2	14.9x	2.1x
ORIONINFU	407.6	-2.7%	446.1	NM	30.1x
NAHEEACP	81.1	+1.5%	395.6	27.8x	4.3x
ACIFORMULA	192.7	+4.9%	363.4	32.6x	2.9x
BSC	134.5	-1.7%	363.2	10.0x	1.9x
JHRML	95.3	+2.8%	355.7	32.2x	3.1x

Top Ten Losers	Close Price (BDT)	Δ%	Turnover (BDT Mn)	PE	PB
BEACONPHAR	301.9	-7.9%	122.9	74.5x	12.0x
SUNLIFEINS	64.7	-7.4%	21.8	NM	NM
PRIMEFIN	12.0	-7.0%	20.9	29.9x	1.1x
FASFIN	5.6	-6.7%	8.3	NM	NM
PAPERPROC	207.5	-6.6%	63.7	68.0x	7.0x
SONARGAON	60.0	-5.2%	28.7	NM	5.3x
IBP	21.3	-4.9%	98.9	21.0x	1.5x
MALEKSPIN	39.1	-4.9%	193.5	9.1x	0.8x
TAMIJTEX	193.8	-4.6%	7.6	32.4x	2.3x
SILVAPHL	22.8	-4.6%	30.1	26.1x	1.3x

Block Trade	Maximum Price (BDT)	Minimum Price (BDT)	No. of Trade	Quantity ('000)	Turnover (BDT Mn)
IPDC	70.0	66.0	6.0	3,461	242.22
FORTUNE	81.0	79.5	4.0	1,890	151.72
ORIONINFU	435.0	383.0	13.0	304	117.39
ACIFORMULA	195.8	170.0	4.0	230	44.63
BEXIMCO	145.0	120.2	5.0	203	27.21
MERCANBANK	14.5	14.5	1.0	1,720	24.94
ORIONPHARM	122.9	113.5	9.0	200	23.03
GSPFINANCE	30.3	30.3	3.0	651	19.72
SONALIPAPR	700.0	700.0	2.0	27	18.62
INTRACO	39.3	32.4	5.0	511	18.51

*NBFI Sector PE calculation methodology has been modified to reflect positive earnings only.

** The base of the Bond index starts at 100, starting from Jan 13, 2022.

Block Trade	Maximum Price (BDT)	Minimum Price (BDT)	Turnover (BDT Mn)	Quantity ('000)	No. of Trade
IPDC	70.0	66.0	242.2	3,461	6
FORTUNE	81.0	79.5	151.7	1,890	4
ORIONINFU	435.0	383.0	117.4	304	13
ACIFORMULA	195.8	170.0	44.6	230	4
BEXIMCO	145.0	120.2	27.2	203	5
MERCANBANK	14.5	14.5	24.9	1,720	1
ORIONPHARM	122.9	113.5	23.0	200	9
GSPFINANCE	30.3	30.3	19.7	651	3
SONALIPAPR	700.0	700.0	18.6	27	2
INTRACO	39.3	32.4	18.5	511	5
APSCLBOND	5,510.5	5,510.5	14.9	3	1
DGIC	39.5	39.5	11.9	300	2
ACMEPL	42.8	42.8	10.5	245	1
SEAPEARL	72.2	67.7	9.7	138	3
LHBL	83.1	83.1	7.5	90	2
NAHEEACP	79.8	75.0	5.4	70	3
SPCERAMICS	50.3	49.3	4.1	82	3
ADVENT	32.1	30.5	4.0	125	2
SQURPHARMA	212.6	212.6	3.2	15	2
KDSALTD	79.4	79.4	3.1	39	1
GP	286.7	286.7	3.0	10	2
EGEN	54.5	54.5	2.7	50	1
Total			791.7		100

Important DSE News

APEXTANRY

The Board of Directors has recommended 10% cash dividend for the year ended June 30, 2022. Date of AGM: 09.11.2022, Time: 11:00 AM, Venue: Digital Platform. Record date: 03.10.2022. The Company has also reported EPS of Tk. 0.82, NAV per share of Tk. 63.39 and NOCFPS of Tk. 6.62 for the year ended June 30, 2022 as against Tk. 0.34, Tk. 63.17 and Tk. 7.13 respectively for the same period of the previous year.

NBL

The Company has informed that Board of Directors of the Company has taken a decision to issue seven-year term foreign currency denominated subordinated bond for USD 100 million to strengthen bank's capital base under Basel III guidelines subject to consent of Regulatory Authorities.

Upcoming Corporate Events

DSE Ticker	Right Share	Dividend		Event	Date
		Stock	Cash		
International Leasing & Financial Services Ltd.	-	0.0%	0.0%	Record Date	15-Sep-22
Sandhani Life Insurance Company Ltd.	-	0.0%	12.0%	Record Date	21-Sep-22
Meghna Life Insurance Co. Ltd.	-	10.0%	15.0%	Record Date	25-Sep-22
The IBN SINA Pharmaceutical Industry Ltd.	-	0.0%	60.0%	Record Date	29-Sep-22
Apex Tannery Limited	-	0.0%	10.0%	Record Date	03-Oct-22
Phoenix Finance and Investments Ltd.	-	0.0%	0.0%	Record Date	13-Oct-22

Disclaimer: This report has been prepared by BRAC EPL Stock Brokerage Ltd and is provided for information purposes. It is not, under any circumstances, to be used or considered as an offer to sell, or a solicitation of any offer to buy. Reasonable care has been taken to ensure that the information is not untrue and misleading. BRAC EPL Stock Brokerage Ltd makes no representation or warranty as to the accuracy or completeness of such information. All opinions and estimates included in this report constitute our judgment as of this date and are subject to change without notice.