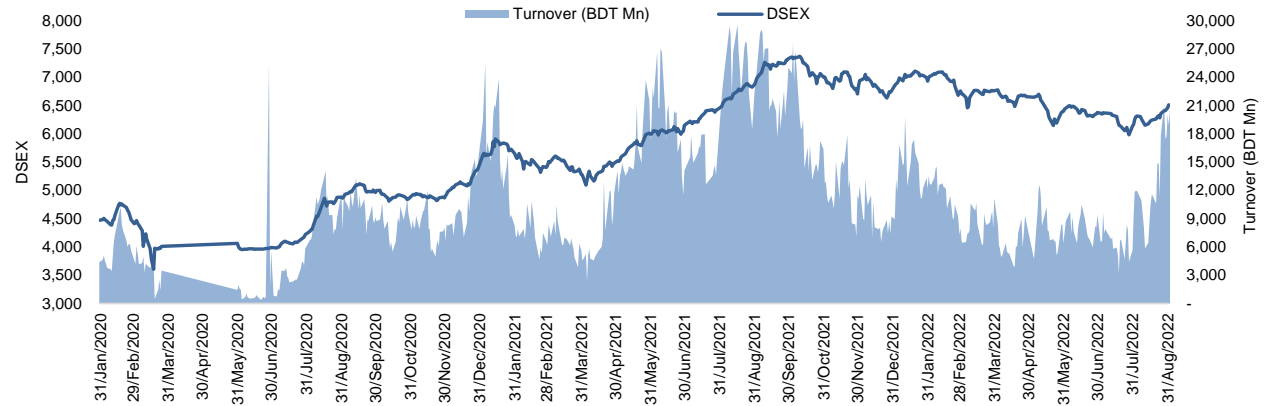


Daily Market Update

The market closed in green today. The benchmark index DSEX (+0.31%) gained 20.12 points and closed at 6,535.14. The blue-chip index DS30 (+0.73%), the Shariah-based index DSES (+0.43%), and the large-cap index CDSET (+0.45%) closed at 2,363.51, 1,435.67, and 1,290.04 points, respectively. Most of the large-cap sectors posted negative performance today. NBF1 experienced the highest loss of 1.04% followed by Fuel & Power (-0.52%), Bank (-0.23%), Engineering (-0.05%), Telecommunication (-0.02%), Food & Allied (-0.02%), and Pharmaceutical (+1.08%), respectively. Block trades contributed 0.9% of the overall market turnover. Orion Pharma Ltd. (+9.9%) was the most traded share with a turnover of BDT 2,205 million.



Index	Closing	Opening	Point Δ	%Δ	YTD %Δ
DSEX	6,535.14	6,515.01	+20.12	+0.31%	-3.3%
DS30	2,363.51	2,346.35	+17.16	+0.73%	-6.7%
DSES	1,435.67	1,429.56	+6.11	+0.43%	+0.3%
CDSET	1,290.04	1,284.32	+5.72	+0.45%	-5.1%

	Advanced	Declined	Unchanged	Total
All Category	110	140	122	372
A Category (Equity)	85	96	73	254
B Category (Equity)	17	44	32	93
N Category (Equity)	4	0	2	6
Z Category (Equity)	4	0	15	19
Mutual Funds	2	1	28	31
Corporate Bonds	0	1	2	3

		Today	Last Day	Daily %Δ
Mcap	Mn BDT	5,205,571	5,201,266	
	Mn USD	49,400	49,359	+0.1%
Turnover	Mn BDT	18,139	12,428	
	Mn USD	172	118	+46.0%
Volume	Mn Shares	266	204	
				+30.4%
No. of Trade		283,114	200,356	+41.3%

* Average (buy and sell) Exchange Rate is BDT 105.38 as of Sep 18, 2022

Fahim Hassan Research Associate (880) 1709636546 fahim.hassan@bracepl.com	Md. Tanvir Ahmed Research Associate (880) 1708805201 mtanvir.ahmed@bracepl.com
---	--

Figure: Sectorial Turnover (BDT)

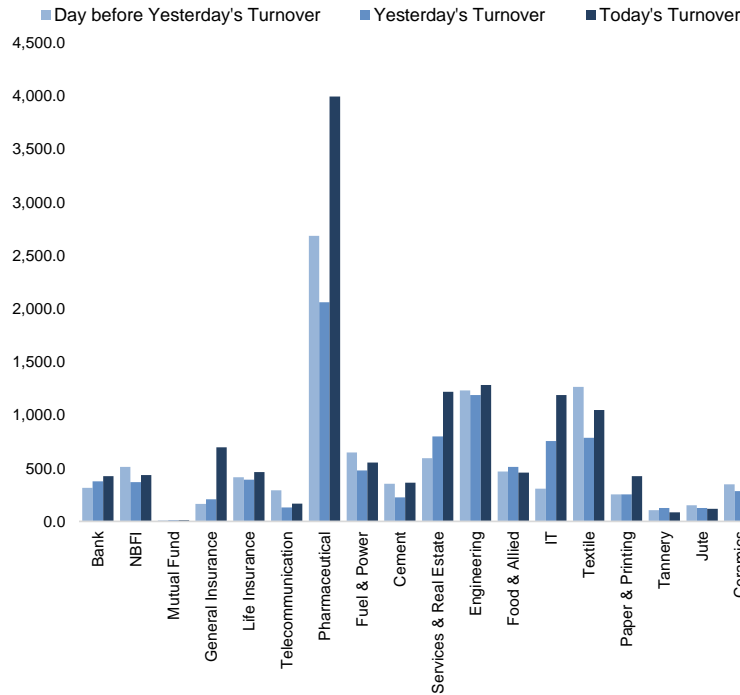
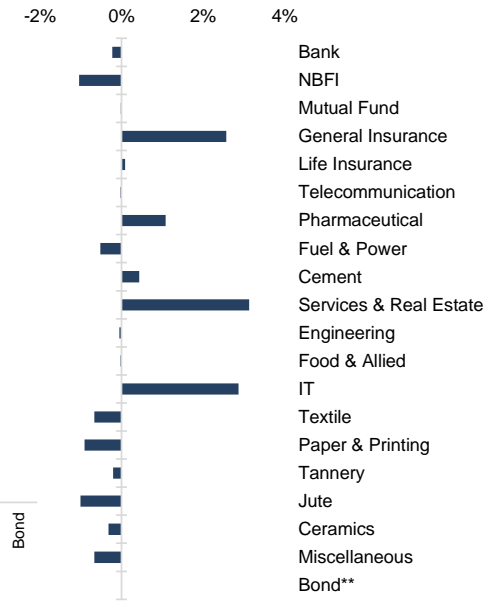


Figure: Sectorial Mcap Change



Market PE 16.0x
Market PB 1.7x

Sector Index	Closing	Opening	Points Δ	%Δ	No. of Companies	Mcap (BDT Mn)	% of Total Mcap	Turnover (BDT Mn)	% of Total Turnover	PE	PB	Top Twenty Market Cap	Mcap (BDT Mn)	% of Total Mcap	Turnover (BDT Mn)	PE	PB
Bank	1,459	1,463	-3.31	-0.23%	33	666,254	14.5%	424.6	2.6%	7.8x	0.8x	GP	387,401	8.4%	39.4	11.4x	7.7x
NBFI	2,027	2,049	-21.31	-1.04%	23	197,405	4.3%	436.7	2.7%	NM	3.9x	WALTONHIL	317,378	6.9%	0.5	26.1x	3.1x
Mutual Fund	857	857	-0.13	-0.02%	36	37,632	0.8%	12.2	0.1%	NM	0.8x	BATBC	280,098	6.1%	33.8	18.1x	7.4x
General Insurance	3,321	3,238	+83.24	+2.57%	41	96,129	2.1%	696.7	4.3%	15.5x	1.6x	SQURPHARMA	185,977	4.0%	159.4	10.0x	1.9x
Life Insurance	2,467	2,465	+2.16	+0.09%	13	69,385	1.5%	465.1	2.9%	NM	NM	ROBI	157,138	3.4%	3.8	NM	2.4x
Telecommunication	4,960	4,962	-1.19	-0.02%	3	581,857	12.6%	166.4	1.0%	15.5x	4.6x	RENATA	139,694	3.0%	3.7	25.2x	4.9x
Pharmaceutical	3,976	3,934	+42.60	+1.08%	32	763,939	16.6%	3,996.4	24.9%	18.8x	2.7x	UPGDCL	136,286	3.0%	7.7	11.0x	4.2x
Fuel & Power	1,740	1,749	-9.05	-0.52%	23	455,421	9.9%	554.4	3.5%	11.5x	1.2x	BEXIMCO	117,164	2.5%	1,340.2	8.1x	1.5x
Cement	2,636	2,624	+11.49	+0.44%	7	128,450	2.8%	364.8	2.3%	28.0x	2.8x	LHBL	91,052	2.0%	344.1	23.3x	5.1x
Services & Real Estate	1,762	1,709	+53.53	+3.13%	8	66,822	1.5%	1,218.9	7.6%	82.8x	1.3x	BERGERPBL	81,305	1.8%	1.6	26.4x	7.1x
Engineering	4,612	4,614	-2.30	-0.05%	42	538,654	11.7%	1,283.4	8.0%	20.3x	1.9x	BEACONPHAR	80,550	1.8%	227.3	86.1x	13.8x
Food & Allied	21,571	21,576	-4.82	-0.02%	21	382,965	8.3%	459.4	2.9%	23.0x	8.1x	BXPBARMA	80,389	1.7%	95.4	14.0x	2.0x
IT	2,761	2,684	+77.07	+2.87%	11	35,413	0.8%	1,187.6	7.4%	28.8x	2.5x	MARICO	77,824	1.7%	7.5	22.2x	33.8x
Textile	1,688	1,699	-11.28	-0.66%	58	178,414	3.9%	1,047.8	6.5%	26.8x	1.1x	ICB	77,761	1.7%	5.2	44.0x	1.7x
Paper & Printing	10,600	10,697	-97.29	-0.91%	6	39,526	0.9%	426.2	2.7%	NM	2.7x	BRACBANK	57,619	1.3%	1.1	11.3x	1.0x
Tannery	3,178	3,184	-6.45	-0.20%	6	34,028	0.7%	84.9	0.5%	36.0x	3.3x	ISLAMIBANK	52,647	1.1%	25.5	10.8x	0.8x
Jute	11,402	11,518	-115.92	-1.01%	3	2,931	0.1%	119.3	0.7%	NM	41.4x	DUTCHBANGL	45,293	1.0%	75.1	7.8x	1.2x
Ceramics	746	748	-2.39	-0.32%	5	34,102	0.7%	431.8	2.7%	32.0x	2.0x	TITASGAS	40,756	0.9%	29.9	12.2x	0.6x
Miscellaneous	4,484	4,514	-30.05	-0.67%	15	257,104	5.6%	2,681.7	16.7%	12.5x	2.2x	POWERGRID	38,559	0.8%	61.1	10.5x	0.4x
Bond**	90	90	-0.01	-0.01%	9	36,986	0.8%	1.5	0.0%	NM	NM	BSCCL	37,318	0.8%	123.1	16.2x	3.3x

Top Ten Gainers	Close Price (BDT)	Δ%	Turnover (BDT Mn)	PE	PB
STANCERAM	161.8	+10.0%	20.6	NM	21.8x
ECABLES	199.4	+10.0%	117.9	NM	24.1x
SEAPEARL	94.0	+9.9%	35.5	NM	8.1x
BDCOM	39.9	+9.9%	424.4	26.7x	2.6x
ORIONPHARM	127.7	+9.9%	2,205.1	31.1x	1.6x
BDTHAIFOOD	46.7	+9.9%	73.2	64.1x	3.2x
BIFC	11.4	+9.6%	7.0	NM	NM
AZIZPIPES	114.8	+9.5%	37.6	NM	NM
JUTESPINN	247.6	+8.7%	8.7	NM	NM
BNICL	64.7	+8.7%	118.1	18.9x	2.7x

Top Ten Losers	Close Price (BDT)	Δ%	Turnover (BDT Mn)	PE	PB
UNIONCAP	10.6	-6.2%	18.3	NM	NM
JMISMDL	413.6	-6.0%	148.8	67.7x	3x
APEXFOODS	226.2	-4.6%	27.2	79.4x	1.7x
SONALIPAPR	630.5	-4.4%	131.9	66.8x	3.8x
IPDC	63.5	-4.4%	162.8	25.8x	3.7x
SONARGAON	60.2	-4.3%	29.2	NM	5.3x
MONNOAGML	540.4	-4.2%	24.9	NM	35.8x
SONALIANSH	691.5	-4.1%	69.3	NM	3.0x
SINOBANGLA	68.3	-4.1%	55.1	38.6x	2.5x
CVOPRL	172.5	-4.1%	101.5	NM	20.0x

Top Twenty Free Float Mcap	Free Float Mcap (BDT Mn)	% of Total Free Float Mcap	PE	PB
SQURPHARMA	121,685	6.9%	10.0x	1.9x
BEXIMCO	81,370	4.6%	8.1x	1.5x
BATBC	74,086	4.2%	18.1x	7.4x
RENATA	68,199	3.9%	25.2x	4.9x
BEACONPHAR	56,385	3.2%	86.1x	13.8x
BXPBARMA	56,128	3.2%	14.0x	2.0x
GP	38,740	2.2%	11.4x	7.7x
LHBL	32,159	1.8%	23.3x	5.1x
BRACBANK	30,976	1.8%	11.3x	1.0x
EBL	24,105	1.4%	7.6x	1.1x
ISLAMIBANK	23,649	1.3%	10.8x	0.8x
ORIONPHARM	20,326	1.2%	31.1x	1.6x
PUBALIBANK	19,582	1.1%	5.8x	0.7x
NBL	19,116	1.1%	NM	0.5x
CITYBANK	18,584	1.1%	4.9x	0.7x
OLYMPIC	16,507	0.9%	18.5x	3.0x
ROBI	15,714	0.9%	NM	2.4x
BSRMLTD	15,170	0.9%	5.2x	0.7x
ALARABANK	14,609	0.8%	12.0x	1.1x
IFIC	14,406	0.8%	12.5x	0.8x

Most Traded Share	Close Price (BDT)	Δ%	Turnover (BDT Mn)	PE	PB
ORIONPHARM	127.7	+9.9%	2,205.1	31.1x	1.6x
BEXIMCO	133.7	-1.6%	1,340.2	8.1x	1.5x
JHRML	119.2	+2.9%	793.3	40.2x	3.9x
ORIONINFU	508.2	+8.7%	469.5	NM	37.5x
EHL	84.5	+6.2%	447.2	14.4x	1.1x
GENEXIL	81.0	+6.4%	442.6	23.8x	4.4x
BDCOM	39.9	+9.9%	424.4	26.7x	2.6x
UNIQUEHRL	70.8	+3.4%	420.6	24.2x	0.7x
BSC	140.2	+3.5%	388.5	10.4x	2.0x
LHBL	78.4	+0.8%	344.1	23.3x	5.1x

Block Trade	Maximum Price (BDT)	Minimum Price (BDT)	No. of Trade	Quantity ('000)	Turnover (BDT Mn)
RENATA	1,304.9	1,304.9	1.0	500	652.45
BATBC	518.7	518.7	2.0	1,255	650.97
ORIONPHARM	120.0	106.9	40.0	2,061	227.18
ORIONINFU	475.0	426.9	33.0	507	220.62
IPDC	73.0	67.0	5.0	1,331	90.44
ANWARGALV	430.0	430.0	1.0	80	34.40
EGEN	54.2	54.0	2.0	440	23.84
SONALIPAPR	666.0	630.0	3.0	37	23.54
NAHEEACP	77.3	75.0	7.0	287	21.80
FORTUNE	80.0	79.5	7.0	169	13.44

*NBFI Sector PE calculation methodology has been modified to reflect positive earnings only.

** The base of the Bond index starts at 100, starting from Jan 13, 2022.

Block Trade	Maximum Price (BDT)	Minimum Price (BDT)	Turnover (BDT Mn)	Quantity ('000)	No. of Trade
RENATA	1,304.9	1,304.9	652.5	500	1
BATBC	518.7	518.7	651.0	1,255	2
ORIONPHARM	120.0	106.9	227.2	2,061	40
ORIONINFU	475.0	426.9	220.6	507	33
IPDC	73.0	67.0	90.4	1,331	5
ANWARGALV	430.0	430.0	34.4	80	1
EGEN	54.2	54.0	23.8	440	2
SONALIPAPR	666.0	630.0	23.5	37	3
NAHEEACP	77.3	75.0	21.8	287	7
FORTUNE	80.0	79.5	13.4	169	7
FEKDIL	19.8	19.7	12.9	655	2
BDCOM	37.0	35.5	9.8	275	5
AL-HAJTEX	132.1	132.1	9.8	74	2
GSPFINANCE	33.2	30.3	9.2	301	4
SEAPEARL	94.0	83.5	8.0	92	7
PRIMEINSUR	82.8	82.8	7.3	88	4
METROSPIN	45.0	42.2	7.1	160	4
PTL	84.7	77.0	6.3	76	4
SAPORTL	37.0	37.0	5.9	160	1
BEXIMCO	139.9	139.8	5.6	40	2
MARICO	2,460.0	2,460.0	4.9	2	1
FAREASTLIF	88.0	88.0	4.0	45	2
Total			2,079.5		167

Upcoming Corporate Events

DSE Ticker	Right Share	Dividend		Event	Date
		Stock	Cash		
Sandhani Life Insurance Company Ltd.	-	0.0%	12.0%	Record Date	21-Sep-22
Meghna Life Insurance Co. Ltd.	-	10.0%	15.0%	Record Date	25-Sep-22
Pragati Life Insurance Ltd.	-	6.0%	0.0%	Record Date	26-Sep-22
The IBN SINA Pharmaceutical Industry Ltd.	-	0.0%	60.0%	Record Date	29-Sep-22
Apex Tannery Limited	-	0.0%	10.0%	Record Date	3-Oct-22
Bay Leasing & Investment Limited	-	5.0%	0.0%	Record Date	6-Oct-22
Summit Power Limited	-	0.0%	20.0%	Record Date	6-Oct-22
Eastern Housing Limited	-	0.0%	20.0%	Record Date	12-Oct-22
Phoenix Finance and Investments Ltd.	-	0.0%	0.0%	Record Date	13-Oct-22
ADN Telecom Limited	-	0.0%	10.0%	Record Date	13-Oct-22
Bangladesh Industrial Fin. Co. Ltd.	-	0.0%	0.0%	Record Date	20-Oct-22
Meghna Insurance Company Limited	-	0.0%	3.0%	Record Date	24-Oct-22

Important DSE News

ADNTEL

The Board of Directors has recommended 10% cash dividend for the year ended June 30, 2022. Date of AGM: 07.12.2022, Time: 11:00 AM, Venue: Digital Platform. Record Date: 13.10.2022. The Company has also reported EPS of Tk. 2.59, NAV per share of Tk. 27.56 and NOCFPS of Tk. 3.28 for the year ended June 30, 2022 as against Tk. 2.57, Tk. 25.97 and Tk. 2.10 respectively for the same period of the previous year.

EHL

The Board of Directors has recommended 20% cash dividend for the year ended June 30, 2022. Date of AGM: 09.11.2022, Time: 10:30 AM, Venue: Digital Platform through the link <https://ehl.bdvirtualagm.com>. Record Date: 12.10.2022. The Company has also reported EPS of Tk. 5.88, NAV per share of Tk. 74.71 and NOCFPS of Tk. 21.80 for the year ended June 30, 2022 as against Tk. 3.98, Tk. 70.33 and Tk. 11.29 respectively for the same period of the previous year.

ISLAMIBANK

Engr. Mustafa Anwar, one of the Sponsors of the Company, has expressed his intention to sell 2,26,000 shares out of his holdings 2,26,332 shares of the company at prevailing market price (in the Public Market) through Dhaka Stock Exchange within next 30 working days.

MERCANBANK

Engr. Md. Monsuruzzaman, one of the Sponsors of the Company, has expressed his intention to sell 8,20,000 shares out of his holdings 23,20,000 shares of the company at prevailing market price (in the Public Market) through Dhaka Stock Exchange within next 30 working days.

Disclaimer: This report has been prepared by BRAC EPL Stock Brokerage Ltd and is provided for information purposes. It is not, under any circumstances, to be used or considered as an offer to sell, or a solicitation of any offer to buy. Reasonable care has been taken to ensure that the information is not untrue and misleading. BRAC EPL Stock Brokerage Ltd makes no representation or warranty as to the accuracy or completeness of such information. All opinions and estimates included in this report constitute our judgment as of this date and are subject to change without notice.