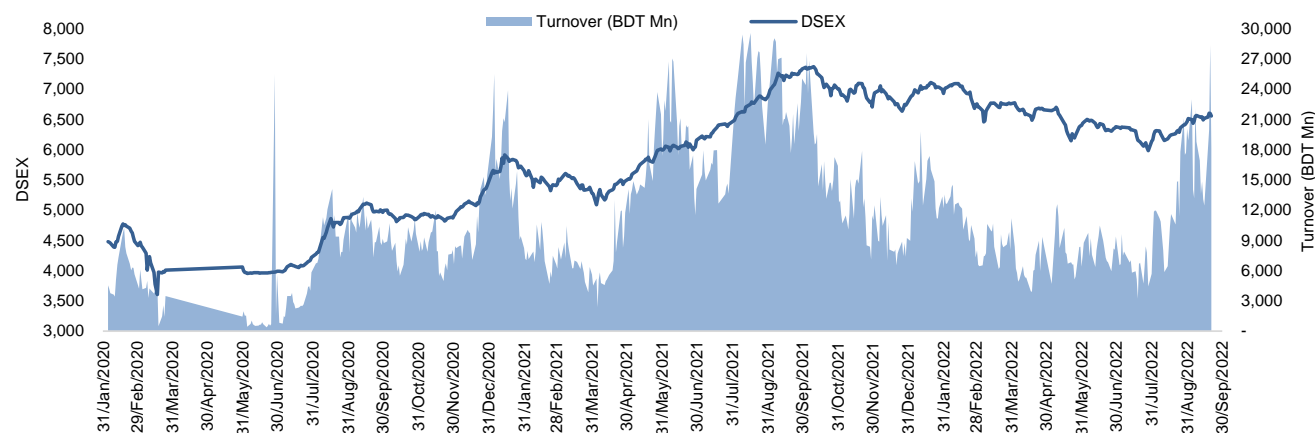


Daily Market Update

The market closed in red today. The benchmark index DSEX (-0.69%) lost 45.21 points and closed at 6,551.44. The blue-chip index DS30 (-1.12%), the Shariah-based index DSES (-0.83%), and the large-cap index CDSET (-1.02%) closed at 2,374.83, 1,436.35, and 1,291.15 points, respectively. All the large-cap sectors posted negative performance today. Pharmaceutical experienced the highest loss of 0.78% followed by NBF1 (-0.70%), Engineering (-0.42%), Food & Allied (-0.26%), Telecommunication (-0.17%), Bank (-0.17%), and Fuel & Power (+0.54%), respectively. Block trades contributed 0.8% of the overall market turnover. Orion Pharma Ltd. (+1.5%) was the most traded share with a turnover of BDT 2,573 million.



Index	Closing	Opening	Point Δ	%Δ	YTD %Δ
DSEX	6,551.44	6,596.66	-45.21	-0.69%	-3.0%
DS30	2,374.83	2,401.76	-26.94	-1.12%	-6.2%
DSES	1,436.35	1,448.38	-12.03	-0.83%	+0.4%
CDSET	1,291.15	1,304.46	-13.31	-1.02%	-5.0%

	Advanced	Declined	Unchanged	Total
All Category	58	159	154	371
A Category (Equity)	42	114	96	252
B Category (Equity)	12	40	41	93
N Category (Equity)	2	2	2	6
Z Category (Equity)	2	3	15	20
Mutual Funds	2	0	27	29
Corporate Bonds	1	0	1	2

		Today	Last Day	Daily %Δ
Mcap	Mn BDT	5,215,727	5,231,878	-0.3%
	Mn USD	51,049	51,208	
Turnover	Mn BDT	18,082	28,323	-36.2%
	Mn USD	177	277	
Volume	Mn Shares	269	430	-37.3%
No. of Trade		242,443	328,145	-26.1%

* Average Interbank Exchange Rate is BDT 102.17 as of Sep 20, 2022

Fahim Hassan Research Associate (880) 1709636546 fahim.hassan@bracepl.com	Md. Tanvir Ahmed Research Associate (880) 1708805201 mtanvir.ahmed@bracepl.com
---	--

Figure: Sectorial Turnover (BDT)

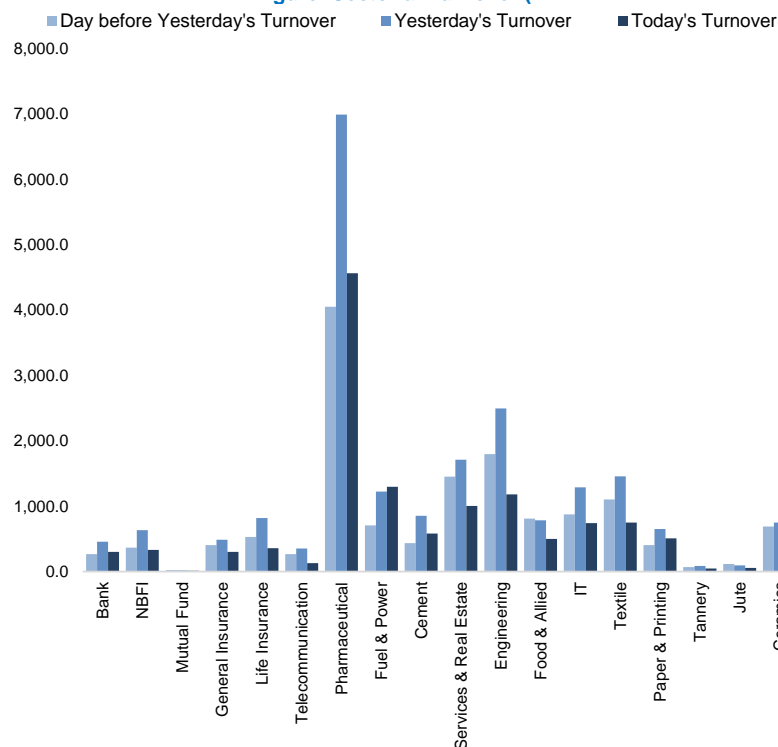
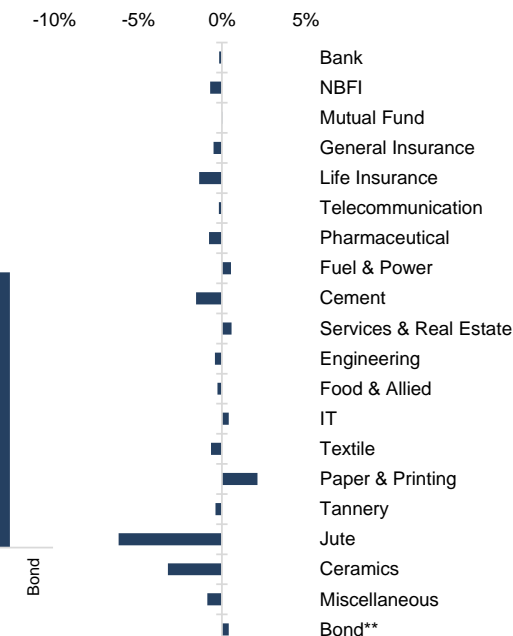


Figure: Sectorial Mcap Change



Market PE 16.1x

Market PB 1.8x

Sector Index	Closing	Opening	Points Δ	%Δ	No. of Companies	Mcap (BDT Mn)	% of Total Mcap	Turnover (BDT Mn)	% of Total Turnover	PE	PB	Top Twenty Market Cap	Mcap (BDT Mn)	% of Total Mcap	Turnover (BDT Mn)	PE	PB
Bank	1,447	1,450	-2.49	-0.17%	33	667,184	14.5%	302.7	1.8%	7.8x	0.8x	GP	386,996	8.4%	25.3	11.4x	7.7x
NBFI	2,016	2,030	-14.22	-0.70%	23	196,637	4.3%	331.5	1.9%	NM	3.9x	WALTONHIL	317,378	6.9%	0.5	26.1x	3.1x
Mutual Fund	854	854	+0.25	+0.03%	36	37,622	0.8%	13.8	0.1%	NM	0.8x	BATBC	280,098	6.1%	25.5	18.1x	7.4x
General Insurance	3,188	3,204	-16.19	-0.51%	41	92,443	2.0%	301.6	1.7%	14.9x	1.5x	SQRPHARMA	185,977	4.0%	55.5	10.0x	1.9x
Life Insurance	2,474	2,508	-34.25	-1.37%	13	68,689	1.5%	358.5	2.1%	NM	NM	ROBI	157,138	3.4%	1.4	NM	2.4x
Telecommunication	4,963	4,971	-8.63	-0.17%	3	582,227	12.6%	128.5	0.7%	15.5x	4.6x	RENATA	139,694	3.0%	5.6	25.2x	4.9x
Pharmaceutical	4,050	4,082	-31.65	-0.78%	32	773,122	16.7%	4,562.9	26.4%	19.1x	2.8x	UPGDCL	138,721	3.0%	16.1	11.2x	4.2x
Fuel & Power	1,746	1,736	+9.30	+0.54%	23	460,243	10.0%	1,297.5	7.5%	11.6x	1.2x	BEXIMCO	118,829	2.6%	2,296.9	8.3x	1.5x
Cement	2,667	2,709	-41.77	-1.54%	7	128,084	2.8%	582.6	3.4%	27.9x	2.8x	LHBL	91,052	2.0%	548.0	23.3x	5.1x
Services & Real Estate	1,746	1,736	+9.99	+0.58%	8	68,976	1.5%	1,005.2	5.8%	85.4x	1.3x	BERGERPBL	81,620	1.8%	0.3	26.5x	7.1x
Engineering	4,570	4,589	-19.31	-0.42%	42	536,417	11.6%	1,179.3	6.8%	20.2x	1.9x	BXPHARMA	81,371	1.8%	122.4	14.2x	2.0x
Food & Allied	21,375	21,430	-55.34	-0.26%	21	380,864	8.2%	498.9	2.9%	22.9x	8.0x	BEACONPHAR	79,857	1.7%	149.9	85.4x	13.7x
IT	2,730	2,719	+11.10	+0.41%	11	35,593	0.8%	742.6	4.3%	28.9x	2.5x	MARICO	77,534	1.7%	1.3	22.1x	33.7x
Textile	1,674	1,685	-11.11	-0.66%	58	176,081	3.8%	747.4	4.3%	26.5x	1.1x	ICB	77,117	1.7%	4.6	43.6x	1.7x
Paper & Printing	10,775	10,550	+224.53	+2.13%	6	41,513	0.9%	508.5	2.9%	NM	2.9x	BRACBANK	57,619	1.2%	42.6	11.3x	1.0x
Tannery	3,125	3,137	-11.80	-0.38%	6	33,650	0.7%	48.7	0.3%	35.6x	3.2x	ISLAMIBANK	52,486	1.1%	2.9	10.8x	0.8x
Jute	10,864	11,579	-714.60	-6.17%	3	2,658	0.1%	54.7	0.3%	NM	37.5x	DUTCHBANGL	44,389	1.0%	6.0	7.7x	1.2x
Ceramics	725	750	-24.13	-3.22%	5	33,554	0.7%	417.8	2.4%	31.5x	2.0x	TITASGAS	40,954	0.9%	28.1	12.2x	0.6x
Miscellaneous	4,709	4,750	-41.29	-0.87%	15	264,138	5.7%	4,206.3	24.3%	12.9x	2.2x	POWERGRID	38,487	0.8%	106.9	10.5x	0.4x
Bond**	90	90	+0.36	+0.41%	9	37,125	0.8%	2.1	0.0%	NM	NM	BSCCL	38,093	0.8%	101.7	16.5x	3.4x

Top Ten Gainers	Close Price (BDT)	Δ%	Turnover (BDT Mn)	PE	PB	Top Twenty Free Float Mcap	Free Float Mcap (BDT Mn)	% of Total Free Float Mcap	PE	PB	Most Traded Share	Close Price (BDT)	Δ%	Turnover (BDT Mn)	PE	PB
INDEXAGRO	125.6	+10.0%	91.5	22.1x	2.0x	SQRPHARMA	121,685	6.9%	10.0x	1.9x	ORIONPHARM	146.8	+1.5%	2,572.6	35.8x	1.8x
MIRAKHTER	60.9	+9.9%	62.4	22.8x	1.3x	BEXIMCO	82,527	4.7%	8.3x	1.5x	BEXIMCO	135.6	-3.1%	2,296.9	8.3x	1.5x
SEAPEARL	114.2	+9.9%	182.0	NM	9.9x	BATBC	74,086	4.2%	18.1x	7.4x	BSC	161.3	+0.3%	1,022.3	12.0x	2.3x
BPML	85.5	+9.8%	347.3	31.5x	1.9x	RENATA	68,199	3.9%	25.2x	4.9x	JHRML	132.6	+3.8%	666.3	44.8x	4.3x
ADVENT	29.8	+7.6%	184.8	25.3x	2.1x	BXPHARMA	56,813	3.2%	14.2x	2.0x	SPCL	98.6	+3.6%	612.3	13.2x	2.5x
BDCOM	50.6	+7.0%	227.5	33.8x	3.3x	BEACONPHAR	55,900	3.2%	85.4x	13.7x	LHBL	78.4	-1.8%	548.0	23.3x	5.1x
DOREENPWR	75.6	+6.5%	206.2	7.5x	1x	GP	38,700	2.2%	11.4x	7.7x	ORIONINFU	603.5	+3.5%	403.2	NM	44.5x
RSRMSTEEL	22.5	+5.6%	21.4	NM	0.5x	LHBL	32,159	1.8%	23.3x	5.1x	ACMELAB	104.0	+1.2%	380.0	11.1x	1.0x
ADNTEL	66.0	+5.4%	71.7	25.5x	2.5x	BRACBANK	30,976	1.8%	11.3x	1.0x	BPML	85.5	+9.8%	347.3	31.5x	1.9x
IBP	23.5	+5.4%	169.3	23.1x	1.6x	EBL	23,882	1.4%	7.6x	1.0x	SPCERAMICS	50.0	-3.8%	309.9	NM	1.6x

Top Ten Losers	Close Price (BDT)	Δ%	Turnover (BDT Mn)	PE	PB	Top Twenty Free Float Mcap	Free Float Mcap (BDT Mn)	% of Total Free Float Mcap	PE	PB	Block Trade	Maximum Price (BDT)	Minimum Price (BDT)	No. of Trade	Quantity ('000)	Turnover (BDT Mn)
JUTESPINN	243.1	-8.7%	6.3	NM	NM	NBL	19,116	1.1%	NM	0.5x	MARICO	2,425.0	2,425.0	20.0	76	183.94
BDWELDING	27.9	-8.5%	31.8	NM	2x	CITYBANK	18,503	1.0%	4.8x	0.7x	ORIONPHARM	138.0	133.5	11.0	890	121.83
ECABLES	189.6	-6.6%	33.4	NM	22.9x	OLYMPIC	16,021	0.9%	18.0x	2.9x	SEAPEARL	106.0	94.2	19.0	983	100.04
NORTHERN	248.5	-6.2%	8.2	NM	3.0x	ROBI	15,714	0.9%	NM	2.4x	BEXIMCO	143.0	139.0	2.0	535	74.43
ATLASBANG	104.6	-6.1%	4.9	NM	0.8x	BSRMLTD	14,882	0.8%	5.1x	0.7x	ORIONINFU	570.0	541.9	3.0	117	63.77
SINOBANGLA	60.9	-6.0%	37.0	34.4x	2.2x	ALARABANK	14,609	0.8%	12.0x	1.1x	SONALIPAPR	670.0	630.0	4.0	71	46.03
SONALIANS	631.3	-5.5%	40.2	NM	2.8x	IFIC	14,297	0.8%	12.4x	0.7x	DGIC	41.0	40.0	9.0	860	34.73
AZIZPIPES	124.6	-5.5%	37.2	NM	NM						BDCOM	45.0	42.6	4.0	513	22.83
KOHINOOR	696.3	-5.3%	105.4	63.4x	12.3x						HRTEX	128.2	127.6	4.0	120	15.35
GQBALLPEN	107.1	-4.9%	9.8	NM	0.8x						KDSALTD	85.5	82.8	4.0	155	13.18

*NBFI Sector PE calculation methodology has been modified to reflect positive earnings only.

** The base of the Bond index starts at 100, starting from Jan 13, 2022

Block Trade	Maximum Price (BDT)	Minimum Price (BDT)	Turnover (BDT Mn)	Quantity ('000)	No. of Trade
MARICO	2,425.0	2,425.0	183.9	76	20
ORIONPHARM	138.0	133.5	121.8	890	11
SEAPEARL	106.0	94.2	100.0	983	19
BEXIMCO	143.0	139.0	74.4	535	2
ORIONINFU	570.0	541.9	63.8	117	3
SONALIPAPR	670.0	630.0	46.0	71	4
DGIC	41.0	40.0	34.7	860	9
BDCOM	45.0	42.6	22.8	513	4
HRTEX	128.2	127.6	15.4	120	4
KDSALTD	85.5	82.8	13.2	155	4
METROSPIN	46.6	43.0	12.8	288	3
BPML	78.1	76.0	12.2	158	7
FORTUNE	87.2	80.9	11.6	141	3
AL-HAJTEX	137.0	132.1	8.6	65	4
SONALILIFE	56.0	54.5	7.6	137	2
MALEKSPIN	37.0	37.0	5.6	150	1
DELTALIFE	165.0	157.0	5.2	32	3
IPDC	61.2	60.0	4.8	80	2
INTRACO	40.0	37.6	3.3	84	2
EHL	93.5	90.3	2.8	30	2
SPCL	86.0	86.0	2.6	30	1
LHBL	81.8	81.7	2.5	30	2
Total			781.2		138

Upcoming Corporate Events

DSE Ticker	Right Share	Dividend		Event	Date
		Stock	Cash		
Meghna Life Insurance Co. Ltd.	-	10.0%	15.0%	Record Date	25-Sep-22
Pragati Life Insurance Ltd.	-	6.0%	0.0%	Record Date	26-Sep-22
The IBN SINA Pharmaceutical Industry Ltd.	-	0.0%	60.0%	Record Date	29-Sep-22
Apex Tannery Limited	-	0.0%	10.0%	Record Date	03-Oct-22
Bay Leasing & Investment Limited	-	5.0%	0.0%	Record Date	06-Oct-22
Summit Power Limited	-	0.0%	20.0%	Record Date	06-Oct-22
Eastern Housing Limited	-	0.0%	20.0%	Record Date	12-Oct-22
Phoenix Finance and Investments Ltd.	-	0.0%	0.0%	Record Date	13-Oct-22
ADN Telecom Limited	-	0.0%	10.0%	Record Date	13-Oct-22
Bangladesh Industrial Fin. Co. Ltd.	-	0.0%	0.0%	Record Date	20-Oct-22
Meghna Insurance Company Limited	-	0.0%	3.0%	Record Date	24-Oct-22

Important DSE News
BAYLEASING

(Q1 Un-audited): Consolidated EPS was Tk. (0.49) for January-March 2022 as against Tk. 0.31 for January-March 2021. Consolidated NOCFPS was Tk. (0.18) for January-March 2022 as against Tk. 0.70 for January-March, 2021. Consolidated NAV per share was Tk. 17.33 as on March 31, 2022 and Tk. 17.82 as on March 31, 2021.

BAYLEASING

(Q2 Un-audited): Consolidated EPS was Tk. 0.25 for April-June 2022 as against Tk. 0.49 for April-June 2021; Consolidated EPS was Tk. (0.24) for January-June 2022 as against Tk. 0.80 for January-June 2021. Consolidated NOCFPS was Tk. 3.29 for January-June 2022 as against Tk. 0.20 for January-June 2021. Consolidated NAV per share was Tk. 17.58 as June 30, 2022 and Tk. 17.82 as June 30, 2021.

BDFINANCE

Mr. Imtiaz Yousuf, one of the Directors of the Company, has expressed his intention to receive 43,67,661 shares from his father Haji Md Yousuf, General Shareholder of the company, by way of gift outside the trading system of the Exchange within next 30 working days from the date of issuance of approval letter by DSE.

GLDNJMF

Trading of the units of ICB AMCL CMSF Golden Jubilee Mutual Fund will commence at DSE from today i.e. September 21, 2022 under 'A' category. DSE Trading Code for ICB AMCL CMSF Golden Jubilee Mutual Fund is "GLDNJMF" and DSE Company Code is 12204.

ILFSL

The Company has informed that the Board of Directors has approved to sign agreement for issuance of share out of existing liability in the form of deposit and loan with the company subject to approval of all relevant regulatory authorities.

Disclaimer: This report has been prepared by BRAC EPL Stock Brokerage Ltd and is provided for information purposes. It is not, under any circumstances, to be used or considered as an offer to sell, or a solicitation of any offer to buy. Reasonable care has been taken to ensure that the information is not untrue and misleading. BRAC EPL Stock Brokerage Ltd makes no representation or warranty as to the accuracy or completeness of such information. All opinions and estimates included in this report constitute our judgment as of this date and are subject to change without notice.