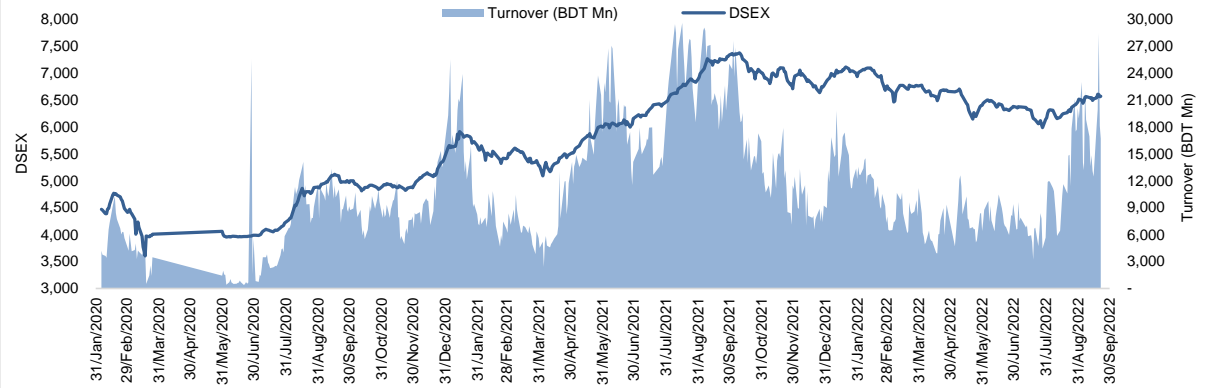


Daily Market Update

The market closed in green today. The benchmark index DSEX (+0.19%) gained 12.56 points and closed at 6,564.00. The blue-chip index DS30 (-0.38%), the Shariah-based index DSES (+0.03%), and the large-cap index CDSET (-0.42%) closed at 2,365.69, 1,436.72, and 1,285.73 points, respectively. Large-cap sectors posted mixed performance today. Fuel & Power booked the highest gain of 1.41% followed by Engineering (+0.52%), Food & Allied (+0.10%), Telecommunication (+0.03%). Pharmaceutical experienced the highest loss of 0.62% followed by NBF1 (-0.18%), Bank (-0.16%). Block trades contributed 0.7% of the overall market turnover. Orion Pharma Ltd. (+1.9%) was the most traded share with a turnover of BDT 1,954 million.



Index	Closing	Opening	Point Δ	%Δ	YTD %Δ
DSEX	6,564.00	6,551.44	+12.56	+0.19%	-2.9%
DS30	2,365.69	2,374.83	-9.14	-0.38%	-6.6%
DSES	1,436.72	1,436.35	+0.37	+0.03%	+0.4%
CDSET	1,285.73	1,291.15	-5.42	-0.42%	-5.4%

	Advanced	Declined	Unchanged	Total
All Category	133	78	166	377
A Category (Equity)	94	58	105	257
B Category (Equity)	36	16	41	93
N Category (Equity)	2	1	3	6
Z Category (Equity)	1	3	17	21
Mutual Funds	2	0	31	33
Corporate Bonds	0	0	2	2

		Today	Last Day	Daily %Δ
Mcap	Mn BDT	5,227,440	5,215,727	+0.2%
	Mn USD	50,107	49,995	
Turnover	Mn BDT	16,661	18,082	-7.9%
	Mn USD	160	173	
Volume	Mn Shares	272	269	+0.9%
No. of Trade		241,297	242,443	-0.5%

* Average Interbank Exchange Rate is BDT 104.33 as of Sep 21, 2022

Fahim Hassan Research Associate (880) 1709636546 fahim.hassan@bracepl.com	Md. Tanvir Ahmed Research Associate (880) 1708805201 mtanvir.ahmed@bracepl.com
---	--

Figure: Sectorial Turnover (BDT)

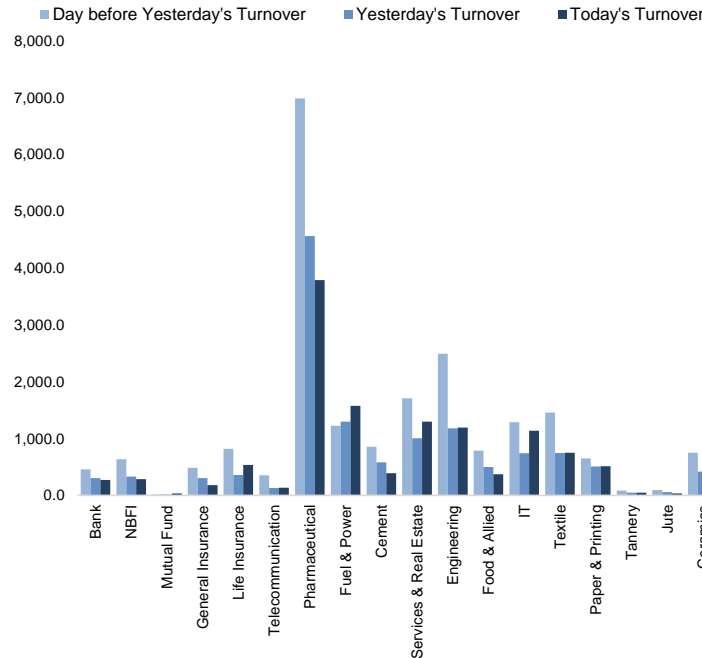
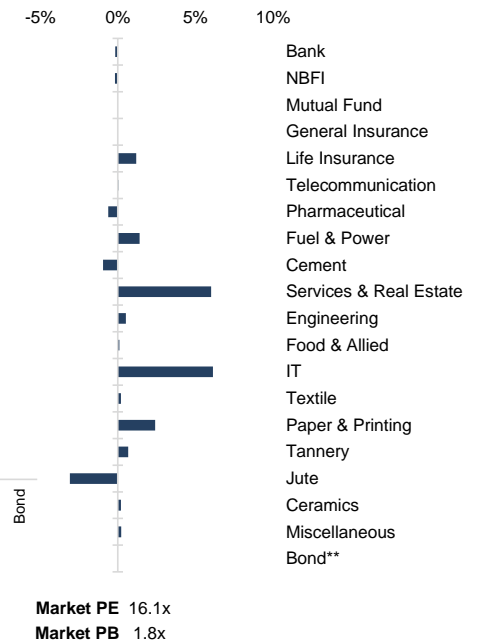


Figure: Sectorial Mcap Change



Market PE 16.1x
Market PB 1.8x

Sector Index	Closing	Opening	Points Δ	%Δ	No. of Companies	Mcap (BDT Mn)	% of Total Mcap	Turnover (BDT Mn)	% of Total Turnover	PE	PB	Top Twenty Market Cap	Mcap (BDT Mn)	% of Total Mcap	Turnover (BDT Mn)	PE	PB
Bank	1,450	1,452	-2.40	-0.16%	33	666,083	14.4%	270.0	1.7%	7.8x	0.8x	GP	386,996	8.4%	21.4	11.4x	7.7x
NBFI	2,016	2,019	-3.57	-0.18%	23	196,289	4.2%	286.3	1.8%	NM	3.9x	WALTONHIL	317,378	6.9%	0.3	26.1x	3.1x
Mutual Fund	857	857	-	-	36	37,622	0.8%	34.7	0.2%	NM	0.8x	BATBC	280,098	6.1%	36.5	18.1x	7.4x
General Insurance	3,190	3,192	-1.07	-0.03%	41	92,412	2.0%	182.1	1.1%	14.9x	1.5x	SQURPHARMA	185,977	4.0%	35.8	10.0x	1.9x
Life Insurance	2,472	2,442	+29.20	+1.20%	13	69,511	1.5%	538.0	3.3%	NM	NM	ROBI	157,138	3.4%	1.1	NM	2.4x
Telecommunication	4,965	4,964	+1.69	+0.03%	3	582,425	12.6%	136.4	0.8%	15.5x	4.6x	UPGDCL	140,634	3.0%	50.8	11.4x	4.3x
Pharmaceutical	3,999	4,024	-24.92	-0.62%	32	768,335	16.6%	3,788.7	23.3%	18.9x	2.7x	RENATA	139,694	3.0%	10.6	25.2x	4.9x
Fuel & Power	1,783	1,759	+24.79	+1.41%	23	466,731	10.1%	1,575.3	9.7%	11.8x	1.2x	BEXIMCO	117,865	2.5%	1,522.7	8.2x	1.5x
Cement	2,604	2,628	-24.84	-0.95%	7	126,873	2.7%	389.5	2.4%	27.6x	2.8x	LHBL	89,774	1.9%	360.2	23.0x	5.1x
Services & Real Estate	1,928	1,819	+109.42	+6.02%	8	73,125	1.6%	1,298.0	8.0%	90.6x	1.4x	BERGERPBL	81,027	1.8%	1.5	26.3x	7.1x
Engineering	4,617	4,593	+23.92	+0.52%	42	539,210	11.6%	1,193.2	7.3%	20.3x	1.9x	BXPBARMA	80,657	1.7%	235.9	14.1x	2.0x
Food & Allied	21,475	21,453	+22.29	+0.10%	21	381,260	8.2%	371.3	2.3%	22.9x	8.0x	BEACONPHAR	77,524	1.7%	94.5	82.9x	13.3x
IT	2,945	2,775	+170.42	+6.14%	11	37,779	0.8%	1,138.4	7.0%	30.7x	2.6x	MARICO	77,263	1.7%	1.7	22.1x	33.6x
Textile	1,669	1,666	+3.29	+0.20%	58	176,429	3.8%	748.0	4.6%	26.5x	1.1x	ICB	76,794	1.7%	4.7	43.5x	1.7x
Paper & Printing	11,402	11,133	+269.25	+2.42%	6	42,517	0.9%	514.3	3.2%	NM	2.9x	BRACBANK	57,619	1.2%	1.3	11.3x	1.0x
Tannery	3,164	3,143	+21.30	+0.68%	6	33,878	0.7%	46.5	0.3%	35.8x	3.3x	ISLAMIBANK	52,486	1.1%	4.3	10.8x	0.8x
Jute	10,020	10,339	-319.64	-3.09%	3	2,575	0.1%	35.0	0.2%	NM	36.3x	DUTCHBANGL	44,598	1.0%	3.6	7.7x	1.2x
Ceramics	735	734	+1.52	+0.21%	5	33,623	0.7%	304.7	1.9%	31.5x	2.0x	TITASGAS	41,053	0.9%	26.2	12.3x	0.6x
Miscellaneous	4,617	4,607	+10.15	+0.22%	15	264,720	5.7%	3,441.8	21.1%	12.9x	2.2x	POWERGRID	38,701	0.8%	57.7	10.6x	0.4x
Bond**	90	90	-	-	9	37,125	0.8%	1.8	0.0%	NM	NM	BSCCL	38,291	0.8%	113.9	16.6x	3.4x

Top Ten Gainers	Close Price (BDT)	Δ%	Turnover (BDT Mn)	PE	PB
PENINSULA	39.6	+10.0%	246.2	59.1x	1.3x
ADNTEL	72.6	+10.0%	128.7	28.0x	2.7x
AOL	40.7	+10.0%	51.1	20.4x	2.2x
FAREASTLIF	92.6	+10.0%	226.7	NM	NM
LRBDL	38.6	+10.0%	85.3	16.4x	1.0x
INDEXAGRO	138.1	+10.0%	268.0	24.3x	2.2x
AZIZPIPES	137.0	+10.0%	53.9	NM	NM
FINEFOODS	57.5	+9.9%	20.9	NM	5.4x
EHL	93.1	+9.9%	307.2	15.8x	1.3x
EPGL	38.3	+9.7%	130.9	27.5x	0.6x

Top Twenty Free Float Mcap	Free Float Mcap (BDT Mn)	% of Total Free Float Mcap	PE	PB
SQURPHARMA	121,685	6.9%	10.0x	1.9x
BEXIMCO	81,857	4.6%	8.2x	1.5x
BATBC	74,086	4.2%	18.1x	7.4x
RENATA	68,199	3.9%	25.2x	4.9x
BXPBARMA	56,315	3.2%	14.1x	2.0x
BEACONPHAR	54,267	3.1%	82.9x	13.3x
GP	38,700	2.2%	11.4x	7.7x
LHBL	31,708	1.8%	23.0x	5.1x
BRACBANK	30,976	1.8%	11.3x	1.0x
ORIONPHARM	23,811	1.3%	36.5x	1.8x
EBL	23,733	1.3%	7.5x	1.0x
ISLAMIBANK	23,577	1.3%	10.8x	0.8x
PUBALIBANK	19,230	1.1%	5.7x	0.7x
NBL	19,116	1.1%	NM	0.5x
CITYBANK	18,423	1.0%	4.8x	0.7x
OLYMPIC	15,997	0.9%	18.0x	2.9x
ROBI	15,714	0.9%	NM	2.4x
BSRMLTD	15,026	0.9%	5.2x	0.7x
ALARABANK	14,609	0.8%	12.0x	1.1x
UPGDCL	14,063	0.8%	11.4x	4.3x

Most Traded Share	Close Price (BDT)	Δ%	Turnover (BDT Mn)	PE	PB
ORIONPHARM	149.6	+1.9%	1,954.0	36.5x	1.8x
BEXIMCO	134.5	-0.8%	1,522.7	8.2x	1.5x
BSC	168.9	+4.7%	922.9	12.5x	2.4x
JHRML	131.5	-0.8%	563.3	44.4x	4.3x
SPCL	100.8	+2.2%	449.8	13.5x	2.5x
ACMELAB	103.2	-0.8%	408.9	11.0x	1.0x
UNIQUEHRL	74.4	+5.8%	379.7	25.4x	0.8x
LHBL	77.3	-1.4%	360.2	23.0x	5.1x
BPML	89.9	+5.1%	339.1	33.2x	1.9x
EHL	93.1	+9.9%	307.2	15.8x	1.3x

Top Ten Losers	Close Price (BDT)	Δ%	Turnover (BDT Mn)	PE	PB
JUTESPINN	223.7	-8.0%	6.9	NM	NM
KOHINOOR	645.4	-7.3%	71.5	58.8x	11x
ILFSL	6.7	-5.6%	10.2	NM	NM
ORIONINFU	575.6	-4.6%	221.3	NM	42.5x
UNIONCAP	10.9	-4.4%	15.2	NM	NM
SANDHANINS	27.0	-3.2%	26.6	NM	NM
BEACONPHAR	335.6	-2.9%	94.5	82.9x	13.3x
TAKAFULINS	50.5	-2.7%	4.7	27.3x	2.6x
SILVAPHL	22.2	-2.6%	38.3	25.4x	1.3x
NORTHERN	242.0	-2.6%	6.7	NM	3.0x

Block Trade	Maximum Price (BDT)	Minimum Price (BDT)	No. of Trade	Quantity ('000)	Turnover (BDT Mn)
ORIONPHARM	161.3	140.0	6.0	404	60.51
INTRACO	38.8	34.0	10.0	1,557	59.13
IPDC	68.0	67.0	6.0	597	40.50
ORIONINFU	559.1	559.1	1.0	50	27.96
BSC	165.0	152.4	3.0	141	22.77
BDCOM	50.6	45.6	9.0	458	22.77
SEAPEARL	116.6	106.0	11.0	166	18.24
GSPFINANCE	30.4	30.3	8.0	557	16.88
NAHEEACP	71.0	66.0	2.0	210	14.66
CNATEX	11.0	11.0	1.0	670	7.37

*NBFI Sector PE calculation methodology has been modified to reflect positive earnings only.

** The base of the Bond index starts at 100, starting from Jan 13, 2022

Block Trade	Maximum Price (BDT)	Minimum Price (BDT)	Turnover (BDT Mn)	Quantity ('000)	No. of Trade
ORIONPHARM	161.3	140.0	60.5	404	6
INTRACO	38.8	34.0	59.1	1,557	10
IPDC	68.0	67.0	40.5	597	6
ORIONINFU	559.1	559.1	28.0	50	1
BSC	165.0	152.4	22.8	141	3
BDCOM	50.6	45.6	22.8	458	9
SEAPEARL	116.6	106.0	18.2	166	11
GSPFINANCE	30.4	30.3	16.9	557	8
NAHEEACP	71.0	66.0	14.7	210	2
CNATEX	11.0	11.0	7.4	670	1
DGIC	41.5	40.5	6.7	163	2
METROSPIN	43.5	42.6	5.6	130	3
SPCL	106.0	106.0	5.5	52	1
BDFINANCE	44.1	44.1	5.0	113	1
FORTUNE	85.0	82.0	4.6	55	2
AL-HAJTEX	145.0	132.7	4.2	31	3
INDEXAGRO	131.0	120.0	4.1	33	3
BEXIMCO	144.0	144.0	3.0	21	1
ADVENT	28.5	28.5	2.9	100	1
BEACONPHAR	375.9	375.0	2.2	6	3
ASIAPACINS	52.1	52.1	2.1	41	1
SONALILIFE	56.0	56.0	2.1	37	1
Total			367.0		114

Important DSE News
EBL

Refer to their earlier news disseminated by DSE on 26.01.2022 regarding decision to issue Non-Convertible 3rd Subordinated Bond, the Company further informed that Bangladesh Securities and Exchange Commission (BSEC) has given consent to issue Non-Convertible, Unsecured Floating rate Fully-redeemable Subordinated Bond through private placement in cash consideration amounting to BDT 500.00 Crore for 7 years for raising 'Tier-II Capital Base' of the Company. The coupon rate of the bond will be 6%-9% p. a.

Upcoming Corporate Events

DSE Ticker	Right Share	Dividend		Event	Date
		Stock	Cash		
Meghna Life Insurance Co. Ltd.	-	10.0%	15.0%	Record Date	25-Sep-22
Pragati Life Insurance Ltd.	-	6.0%	0.0%	Record Date	26-Sep-22
The IBN SINA Pharmaceutical Industry Ltd.	-	0.0%	60.0%	Record Date	29-Sep-22
Apex Tannery Limited	-	0.0%	10.0%	Record Date	3-Oct-22
Bay Leasing & Investment Limited	-	5.0%	0.0%	Record Date	6-Oct-22
Summit Power Limited	-	0.0%	20.0%	Record Date	6-Oct-22
Eastern Housing Limited	-	0.0%	20.0%	Record Date	12-Oct-22
Phoenix Finance and Investments Ltd.	-	0.0%	0.0%	Record Date	13-Oct-22
ADN Telecom Limited	-	0.0%	10.0%	Record Date	13-Oct-22
Bangladesh Industrial Fin. Co. Ltd.	-	0.0%	0.0%	Record Date	20-Oct-22
Meghna Insurance Company Limited	-	0.0%	3.0%	Record Date	24-Oct-22

Disclaimer: This report has been prepared by BRAC EPL Stock Brokerage Ltd and is provided for information purposes. It is not, under any circumstances, to be used or considered as an offer to sell, or a solicitation of any offer to buy. Reasonable care has been taken to ensure that the information is not untrue and misleading. BRAC EPL Stock Brokerage Ltd makes no representation or warranty as to the accuracy or completeness of such information. All opinions and estimates included in this report constitute our judgment as of this date and are subject to change without notice.