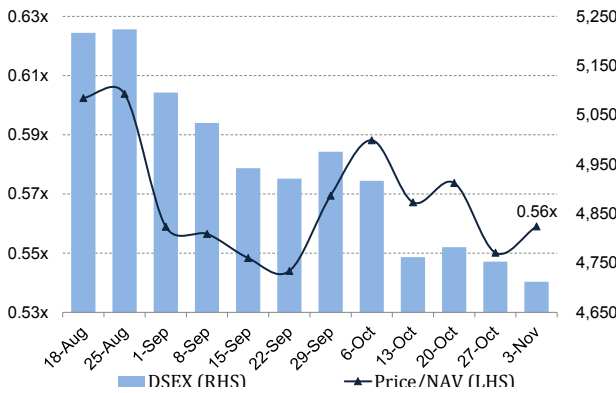




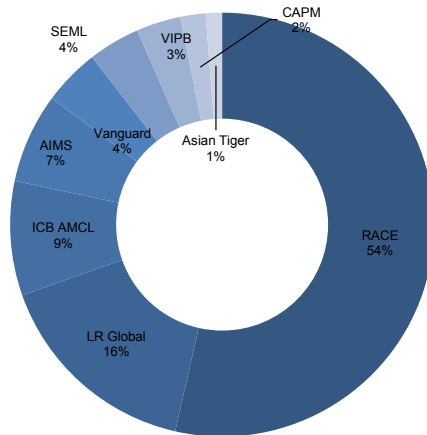
### Weekly Report on Mutual Funds November 03, 2019

**Chart 1 - Change in weighted average Price to NAV ratio of the sector in the last two months:**



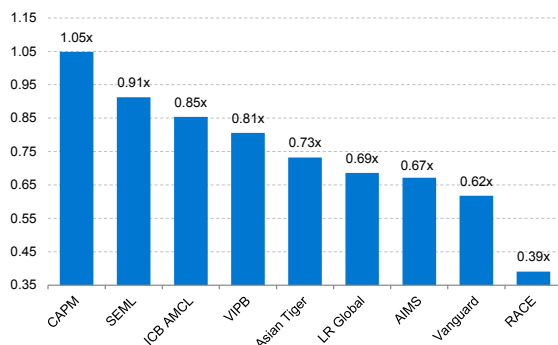
Source: BRAC EPL Research and DSE, November 2019

**Chart 2 - Market share (AUM) of the fund managers:**



Source: BRAC EPL Research and DSE, November 2019

**Chart 3 - Price/NAV of the fund managers:**



Source: BRAC EPL Research and DSE, November 2019

\* Calculated on the basis of total NAV reported in DSE

The fund managers have reported NAV of the closed-ended mutual funds for the week ending on October 31, 2019. Based on the recently reported NAV and today's (November 03, 2019) close prices, the sectoral Price to NAV stood at 0.56x, higher than last week's Price to NAV of 0.55x. On average, price of the mutual funds increased by 0.48% and NAV of mutual funds decreased by 1.12% from previous week against a negative 1.87% WoW change in DSEX. Among all the asset managers, RACE performed best in terms of NAV return of its funds, losing 0.75% during the week.

Among the 37 mutual funds, 32 of them were trading at discount. Market capitalization of 37 funds stood at BDT 31.0 billion (USD 377.9 million), while the Asset Under Management (AUM) of the sector stood at BDT 55.4 billion (USD 675.9 million). RACE holds the highest market share of 53.6% with 10 funds and AUM of BDT 29.7 billion. The fund manager has the lowest Price/NAV ratio of 0.39x, while Vanguard stood at the second lowest Price/NAV ratio of 0.62x. The average daily turnover of the sector stood at BDT 87.0 million in the last week, which was 10.9% lower than the previous week's turnover value.

**Table 1 - Funds traded with highest discount (top five)**

Fund Name	Fund	Discount	Price/NAV	Price (BDT)
First Bangladesh Fixed Income Fund	RACE	63.3%	0.37x	3.80
PHP First M.F.	RACE	61.8%	0.38x	3.90
AB Bank 1st M.F.	RACE	61.6%	0.38x	4.00
Popular Life First M.F.	RACE	61.0%	0.39x	4.00
First Janata Bank M.F.	RACE	61.0%	0.39x	4.00

Source: BRAC EPL Research and DSE, November 2019

**Table 2 - Funds traded with highest premium**

Fund Name	Fund Manager	Premium	Price/NAV	Price (BDT)
Prime Finance First M.F.	ICB AMCL	57.4%	1.57x	13.90
ICB AMCL Second M.F.	ICB AMCL	16.3%	1.16x	7.90
SEML FBLSL Growth Fund	SEML	15.2%	1.15x	11.80
CAPM IBBL Islamic Mutual Fund	CAPM	7.1%	1.07x	9.90
CAPM BDBL Mutual Fund 01	CAPM	1.6%	1.02x	8.90

Source: BRAC EPL Research and DSE, November 2019

**Table 3 - Top five funds based on last four weeks NAV return\***

Fund Name	Fund Manager	Excess Return over DSEX	Price/NAV	Price (BDT)
SEML FBLSL Growth Fund	SEML	4.6%	1.15x	11.80
Trust Bank 1st Mutual Fund	RACE	4.3%	0.40x	4.10
First Bangladesh Fixed Income Fund	RACE	4.2%	0.37x	3.80
PHP First Mutual Fund	RACE	4.1%	0.38x	3.90
EXIM Bank 1st Mutual Fund	RACE	3.9%	0.42x	4.30

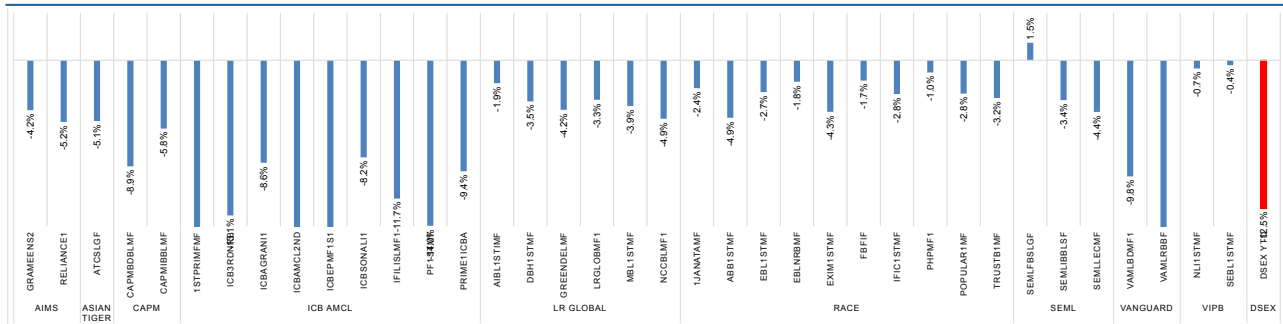
Source: BRAC EPL Research and DSE, November 2019

**Table 4 - Top five funds based on YTD NAV return**

Fund Name	Fund Manager	NAV YTD	Price/NAV	Price (BDT)
SEML FBLSL Growth Fund	SEML	1.5%	1.15x	11.80
ICB AMCL 2nd NRB Mutual Fund	ICB AMCL	0.0%	0.00x	0.00
Southeast Bank 1st Mutual Fund	VIPB	-0.4%	0.80x	9.80
NLI First Mutual Fund	VIPB	-0.7%	0.82x	10.80
PHP First Mutual Fund	RACE	-1.0%	0.38x	3.90

Source: BRAC EPL Research and DSE, November 2019

Chart 4 - YTD NAV Return of Mutual Funds:



Source: BRAC EPL Research and DSE, November 2019

Table 5 - Mutual Fund Sector Matrix

DSE Ticker	Year End	Price/NAV	Current Price	Latest NAV/ unit	Market Share	Total NAV	YTD NAV***	Redemption Year	ADTV Last Week (BDT MM)	Dividend Yield**
<b>AIMS</b>										
RELANCE1	Jun	0.73x	8.40	11.56	1.6%	699.2	-5.2%	Jul-21	0.77	10.3%
GRAMEENS2	Jun	0.66x	11.20	16.99	6.6%	3,098.1	-4.2%	Sep-18	0.8	7.3%
<b>Asian Tiger</b>										
ATCSLGF	Jun	0.73x	8.20	11.20	1.6%	692.0	-5.1%	Apr-21	9.6	8.3%
<b>CAPM</b>										
CAPMBDBLMF	Jun	1.02x	8.90	8.76	1.4%	439.4	-8.9%	Jan-27	3.5	7.0%
CAPMIBLMF	Jun	1.07x	9.90	9.24	2.1%	617.6	-5.8%	Mar-28	6.6	9.6%
<b>ICB AMCL</b>										
ICBEPMF1S1	Jun	0.85x	5.00	5.86	1.2%	439.2	-14.2%	Jan-20	1.5	8.7%
1STPRIMFMF	Dec	1.57x	13.90	8.83	0.9%	176.5	-17.8%	Mar-29	7.6	7.5%
ICBAMCL2ND	Jun	1.16x	7.90	6.79	1.3%	339.6	-14.4%	Oct-19	0.4	7.5%
PRIME1ICBA	Jun	0.82x	5.50	6.73	1.8%	673.3	-9.4%	Jan-20	0.2	9.7%
ICB3RDNRB	Jun	0.81x	4.90	6.04	1.6%	604.1	-13.1%	May-20	0.4	7.4%
PF1STMF	Jun	0.93x	5.80	6.24	1.1%	374.1	-14.0%	May-20	4.2	7.8%
IFILISLMF1	Jun	0.83x	5.70	6.89	1.8%	689.1	-11.7%	Nov-20	0.2	9.2%
ICBSONALI1	Jun	0.78x	5.80	7.46	1.9%	745.8	-8.2%	Jun-23	0.2	9.2%
ICBAGRAN1	Jun	0.68x	5.50	8.07	1.7%	792.0	-8.6%	Aug-27	1.6	8.2%
<b>LR Global</b>										
DBH1STMF	Jun	0.88x	8.60	9.75	3.3%	1,169.8	-3.5%	Feb-30	0.6	9.3%
GREENDELMF	Jun	0.83x	8.00	9.67	3.9%	1,450.6	-4.2%	Sep-30	0.6	10.3%
AIBL1STMF	Mar	0.69x	6.90	9.95	2.2%	995.1	-1.9%	Jan-31	0.1	9.8%
MBL1STMF	Mar	0.65x	6.50	9.95	2.1%	994.9	-3.9%	Feb-31	0.3	10.8%
LRGLOBMF1	Sep	0.59x	6.10	10.28	6.1%	3,198.4	-3.3%	Sep-31	1.5	7.7%
NCCBLMF1	Dec	0.58x	5.80	9.96	2.0%	1,080.9	-4.9%	May-32	4.2	8.0%
<b>RACE</b>										
EBL1STMF	Jun	0.46x	4.70	10.19	2.2%	1,475.1	-2.7%	Aug-29	0.1	5.5%
TRUSTB1MF	Jun	0.40x	4.10	10.35	4.0%	3,143.6	-3.2%	Jan-30	1.7	7.8%
IFIC1STMF	Jun	0.39x	4.00	10.20	2.4%	1,857.5	-2.8%	Mar-30	1.1	0.7%
1JANATAMF	Jun	0.39x	4.00	10.25	3.7%	2,970.3	-2.4%	Sep-30	1.6	6.8%
POPULAR1MF	Jun	0.39x	4.00	10.26	3.9%	3,068.0	-2.8%	Oct-30	1.2	7.0%
PHPMF1	Jun	0.38x	3.90	10.21	3.5%	2,879.5	-1.0%	Nov-30	1.2	7.0%
EBLNRBMF	Jun	0.42x	4.30	10.22	3.1%	2,291.6	-1.8%	May-31	0.1	6.1%
ABB1STMF	Jun	0.38x	4.00	10.43	3.1%	2,493.7	-4.9%	Jan-32	1.9	6.8%
FBFIF	Jun	0.37x	3.80	10.35	9.5%	8,031.4	-1.7%	Feb-32	1.3	7.0%
EXIM1STMF	Jun	0.42x	4.30	10.27	2.0%	1,470.6	-4.3%	Jun-33	0.4	7.1%
<b>SEML</b>										
SEMLLECMF	Jun	0.70x	6.70	9.58	1.1%	479.2	-4.4%	Oct-25	8.5	7.2%
SEMLIBBSLF	Jun	0.83x	8.00	9.61	2.6%	961.3	-3.4%	Feb-27	4.4	5.6%
SEMLFBSLGF	Jun	1.15x	11.80	10.24	2.8%	746.8	1.5%	Mar-29	16.8	2.8%
<b>Vanguard</b>										
VAMLEDMF1	Sept	0.63x	6.00	9.59	2.0%	1,000.8	-9.8%	Oct-25	0.3	6.3%
VAMLRBBF	Dec	0.61x	5.40	8.82	2.8%	1,399.5	-14.5%	Dec-26	1.0	7.2%
<b>VIPB</b>										
SEBL1STMF	Jun	0.80x	9.80	12.30	3.2%	1,226.9	-0.4%	May-21	0.1	10.1%
NLI1STMF	Jun	0.82x	10.80	13.13	1.8%	660.8	-0.7%	Feb-22	0.8	10.2%

Figures in BDT

Source: BRAC EPL Research and DSE, November 2019

The table above lists fund managers on alphabetical order.

\*NAV of ICB AMCL funds were updated on October 29, 2019; NAVs of all other funds were updated on October 31, 2019.

\*\*Dividend Yield is based on latest declarations and price on record date.

\*\*\*YTD NAV is calculated on the basis of calendar year (from Jan 01, 2019).

### IMPORTANT DISCLOSURES

**Analyst Certification:** Each research analyst and research associate who authored this document and whose name appears herein certifies that the recommendations and opinions expressed in the research report accurately reflect their personal views about any and all of the securities or issuers discussed therein that are within the coverage universe.

**Disclaimer:** Estimates and projections herein are our own and are based on assumptions that we believe to be reasonable. Information presented herein, while obtained from sources we believe to be reliable, is not guaranteed either as to accuracy or completeness. Neither the information nor any opinion expressed herein constitutes a solicitation of the purchase or sale of any security. As it acts for public companies from time to time, BRAC-EPL may have a relationship with the above mentioned company(s). This report is intended for distribution in only those jurisdictions in which BRAC-EPL is registered and any distribution outside those jurisdictions is strictly prohibited.

**Compensation of Analysts:** The compensation of research analysts is intended to reflect the value of the services they provide to the clients of BRAC-EPL. As with most other employees, the compensation of research analysts is impacted by the overall profitability of the firm, which may include revenues from corporate finance activities of the firm's Corporate Finance department. However, Research analysts' compensation is not directly related to specific corporate finance transaction.

**General Risk Factors:** BRAC-EPL will conduct a comprehensive risk assessment for each company under coverage at the time of initiating research coverage and also revisit this assessment when subsequent update reports are published or material company events occur. Following are some general risks that can impact future operational and financial performance: (1) Industry fundamentals with respect to customer demand or product / service pricing could change expected revenues and earnings; (2) Issues relating to major competitors or market shares or new product expectations could change investor attitudes; (3) Unforeseen developments with respect to the management, financial condition or accounting policies alter the prospective valuation; or (4) Interest rates, currency or major segments of the economy could alter investor confidence and investment prospects.

#### BRAC EPL Stock Brokerage Limited

##### Research

Ayaz Mahmud, CFA	Deputy Head of Research	<a href="mailto:ayaz.mahmud@bracepl.com">ayaz.mahmud@bracepl.com</a>	01708 805 221
Sadman Sakib	Research Associate	<a href="mailto:sadman.sakib@bracepl.com">sadman.sakib@bracepl.com</a>	01730 727 939
Ahmed Zaki Khan	Research Associate	<a href="mailto:zaki.khan@bracepl.com">zaki.khan@bracepl.com</a>	01708 805 211
Md. Rafiqul Islam	Research Associate	<a href="mailto:mrafiqulislam@bracepl.com">mrafiqulislam@bracepl.com</a>	01708 805 229
Md. Mahirul Quddus	Research Associate	<a href="mailto:mmahirul.quddus@bracepl.com">mmahirul.quddus@bracepl.com</a>	01709 636 546

##### International Trade and Sales

Ahsanur Rahman Bappi	Head of International Trade & Sales	<a href="mailto:bappi@bracepl.com">bappi@bracepl.com</a>	01730 357 991
----------------------	-------------------------------------	----------------------------------------------------------	---------------

#### BRAC EPL Research

[www.bracepl.com](http://www.bracepl.com)

Symphony, Plot No.: S.E.(F) – 9(3rd Floor), Road No.: 142  
 Gulshan Avenue, Dhaka – 1212  
 Phone: + (880)-2-9852446-50  
 Fax: + (880)-2-9852451-52  
 E-Mail: [research@bracepl.com](mailto:research@bracepl.com)