Strictly Private & Confidential

DRAFT INFORMATION MEMORANDUM

BRAC Bank Unsecured, Non-Convertible, Fully Redeemable, Coupon Bearing, Floating Rate, Social Subordinated Bond

of

BDT 10,000 million

for

BRAC Bank PLC. ("BBPLC")

BRAC BANK
আস্থা অবিচল

Address: Head Office, Anik Tower, 220/B, Tejgaon-Gulshan Link Road, Dhaka 1208

Issue Name: BRAC Bank Social Subordinated Bond
Type of Security: Unsecured, Non-Convertible, Fully Redeemable, Coupon Bearing, Floating Rate, Social Subordinated Bond
Total Face Value (Issue Amount): Up to BDT 10,000,000,000 (Ten Billion)
Face Value of each Bond: BDT 1,000,000 (One Million)

Coupon Rate: Latest average of the highest 6-months' FDR rate of all private commercial banks (PCBs), excluding 4th and 5th Generation Banks, Islamic Banks and Foreign Banks + 2.50% Margin.

Credit Rating Status of the Issue
Long Term:AA_1(Hyb) **Outlook**: Stable
Validity: 23 December 2025 **Agency:** Credit Rating Agency of Bangladesh Ltd (CRAB)

Credit Rating Status of the Issuer
Long Term: AAA **Short Term:** ST-1 **Outlook**: Stable
Validity: 30th June 2026 **Agency:** Credit Rating Agency of Bangladesh Ltd (CRAB)

CREDIT RATING AGENCY	LEAD ARRANGER	TRUSTEE
CRAB CREDIT RATING AGENCY OF BANGLADESH LTD.	BRAC EPL INVESTMENTS LIMITED	PBIL Prime Bank Investment Ltd.

Issue Date of IM: _____ 2025

If you have any queries about this document, you may consult the issuer and the trustee

Tareq Rafat Ullah Khan
Managing Director & CEO
BRAC Bank PLC.

M Masud Rana FCA
Additional Managing Director & CFO
BRAC Bank PLC.

Syed M Omar Tayub
Managing Director & CEO
Prime Bank Investment PLC
Head Office, Dhaka

M Mahbubur Rahman FCS
Company Secretary
BRAC Bank PLC

ISSUER'S DISCLAIMER

This Information Memorandum is neither a prospectus nor a statement in lieu of prospectus. The issue of BRAC Bank Social Subordinated Bond is being made strictly on a private placement basis. Multiple copies hereof given to the same entity shall be deemed to be given to the same person and shall be treated as such. It does not constitute and shall not be deemed to constitute an offer or an invitation to subscribe to the bond issue to the public in general. Apart from this Information Memorandum, no information memorandum or prospectus has been prepared in connection with the offering of this issue.

This Information Memorandum has been prepared to provide general information about the issuer to potential investors to whom it is addressed and who are willing and eligible to subscribe to the bond issue. This Information Memorandum does not purport to contain all the information that any potential investor may require. Neither does this Information Memorandum nor any other information supplied in connection with the bond issue is intended to provide the basis of any credit or other evaluation and any recipient of this Information Memorandum should not consider such receipt a recommendation to purchase any bonds. Each potential investor contemplating the purchase of any bond should make his/her own independent investigation of the financial condition and affairs of the issuer and his/her own appraisal of the creditworthiness of the issuer.

Potential investors should consult their own financial, legal, tax, and other professional advisors as to the risks and investment considerations arising from an investment in the bonds and should possess the appropriate resources to analyze such investment and the suitability of such investment to such investor's particular circumstances.

The information relating to the company contained in this Information Memorandum is believed by the issuing company to be accurate in all respects as to the date hereof.

It is the responsibility of potential investors to also ensure that they will sell/transfer these Bonds in strict accordance with this Information Memorandum and other applicable laws. None of the intermediaries or their agents or advisors associated with this issue undertake to review the financial condition or affairs of the issuer during the life of the arrangements contemplated by this Information Memorandum or have any responsibility to advise any investor or potential investor in the bonds of any information available with or subsequently coming to the attention of the intermediaries, agents or advisors.

No person has been authorized to give any information or to make any representation not contained or incorporated by reference in this Information Memorandum or in any material made available by the issuer to any potential investor pursuant hereto and, if given or made, such information or representation must not be relied upon as having been authorized by the issuer.

Tareq Refat Ullah Khan
Managing Director & CEO
BRAC Bank PLC.

M Masud Rana FCA
Additional Managing Director & CFO
BRAC Bank PLC.

M Mahbubur Rahman FCS
Company Secretary
BRAC Bank PLC

Syed M Omar Tayub
Managing Director & CEO
Prime Bank Investment PLC
Head Office, Dhaka

The contents of this Information Memorandum are intended to be used only by those potential investors to whom it is distributed. It is not intended for distribution to any other person and should not be reproduced by the recipient.

The person who is in receipt of this Information Memorandum shall maintain utmost confidentiality regarding the contents of this Information Memorandum and shall not reproduce or distribute in whole or part or make any announcement in public or to a third party regarding its contents, without the prior written consent of the issuer till the time the Information Memorandum comes within public domain. Notwithstanding the foregoing, a bondholder may provide this Information Memorandum to a potential investor for the sole purpose of transferring the bonds.

Each person receiving this Information Memorandum acknowledges that:

- Such person has been afforded an opportunity to request and to review and has reviewed and received this Information Memorandum and all additional information considered by an individual to be necessary to verify the accuracy or to supplement the information herein; and
- Such person has not relied on any intermediary that may be associated with the issuance of the bonds in connection with his/her investigation of the accuracy of such information or his/her investment decision.

The issuer does not undertake to update the Information Memorandum to reflect subsequent events after the date of the Information Memorandum and thus it should not be relied upon with respect to such subsequent events without first confirming its accuracy with the issuer. Neither the delivery of this Information Memorandum nor any sale of bonds made hereunder shall, under any circumstances, constitute a representation or create any implication that there has been no change in the affairs of the issuer since the date hereof.

This Information Memorandum does not constitute, not may it be used for or in connection with, an offer or solicitation by anyone in any jurisdiction in which such offer or solicitation is not authorized or to any person to whom it is unlawful to make such an offer or solicitation. No action is being taken to permit an offering of the bonds or the distribution of this Information Memorandum in any jurisdiction where such action is required. The distribution of this Information Memorandum and the offering and sale of the bonds may be restricted by law in certain jurisdictions. Persons into whose possession this Information Memorandum comes are required to inform themselves about and to observe any such restrictions.

Tareq Refat Ullah Khan
Managing Director & CEO
BRAC Bank PLC.

M Masud Rana FCA
Additional Managing Director & CFO
BRAC Bank PLC.

M Mahbubur Rahman FCS
Company Secretary
BRAC Bank PLC

Syed M Omar Tayub
Managing Director & CEO
Prime Bank Investment PLC
Head Office, Dhaka

ARRANGER'S DISCLAIMER

BRAC Bank PLC. (the "Issuer") has authorized BRAC EPL Investments Limited (the "Arranger") to distribute this Information Memorandum in connection with the proposed transaction outlined in it (the "Transaction") and the bond proposed to be issued in the Transaction (the "Bond").

Nothing in this Information Memorandum constitutes an offer of securities for sale in any jurisdiction where such offer or placement would be in violation of any law, rule or regulation.

The Issuer has prepared this Information Memorandum, and the Issuer is solely responsible for its contents. The Issuer will comply with all laws, rules and regulations and has obtained all regulatory, governmental and corporate approvals for the issuance of the Bond. All the information contained in this Information Memorandum has been provided by the Issuer or is from publicly available information, and such information has not been independently verified by the Arranger. No representation or warranty, expressed or implied, is or will be made, and no responsibility or liability is or will be accepted, by the Arranger or its affiliates for the accuracy, completeness, reliability, correctness or fairness of this Information Memorandum or any of the information or opinions contained therein, and the Arranger hereby expressly disclaim, to the fullest extent permitted by law, any responsibility for the contents of this Information memorandum and any liability, whether arising in tort or contract or otherwise, relating to or resulting from this Information Memorandum or any information or errors contained therein or any omissions therefrom. By accepting this Information Memorandum, you agree that the Arranger will not have any such liability.

You should carefully read and retain this Information Memorandum. However, you are not to construe the contents of this Information Memorandum as investment, legal, accounting, regulatory or tax advice, and You should consult with Your own advisors as to all legal, accounting, regulatory, tax, financial and related matters concerning an investment in the Bond.

INVESTORS SHOULD RELY ON THEIR OWN EVALUATION TO ASSESS THE MERITS AND RISKS OF THE INVESTMENT. IT IS RECOMMENDED THAT PROSPECTIVE INVESTORS CONSULT THEIR FINANCIAL, LEGAL AND OTHER ADVISERS BEFORE PURCHASING OR ACQUIRING OR INVESTING IN THE COUPON-BEARING SUBORDINATED BONDS.

Syed M Omar Tayub
Managing Director & CEO
Prime Bank Investment PLC
Head Office, Dhaka

Tareq Refat Ullah Khan
Managing Director & CEO
BRAC Bank PLC.

M Masud Rana FCA
Additional Managing Director & CFO
BRAC Bank PLC.

M Mahbubur Rahman FCS
Company Secretary
BRAC Bank PLC

CONTACT LIST

Issuer's Contact (BRAC Bank PLC.)	
Mr. Mohammad Mahbubur Rahman, FCS Company Secretary Phone: +88 02 988 4292, 885 9202 Ext: 52038 Mobile: +8801713060835 Email: mahbubur.rahman@bracbank.com	
Mr. Kazi Raquib-Ul Huq, CFA Head of Capital Market and Wealth Management Phone: +88 02 988 4292, 885 9202 Ext: 55243 Mobile: +8801730727931 Email: kaziraquibul.huq@bracbank.com	**Mr. Md. Mahbub Hossain** Head of Asset-Liability Management Phone: +88 02 988 4292, 885 9202 Ext: 52414 Mobile: +8801730077561 Email: mdmahbub.hossain@bracbank.com

Trustee's Contact (Prime Bank Investment Limited)	
Mr. Syed M Omar Tayub Managing Director & CEO Phone: +88 09678771773 Email: omar.tayub@pbil.com.bd	**Md. Khandoker Raihan Ali, FCA** Chief Operating Officer Contact: 01730031810 Email: raihan@pbil.com.bd

Arranger's Contact (BRAC EPL Investments Limited)	
Anup Datta Head of Corporate Advisory Mobile: +880 1755 6317 24 E-mail: anup.datta@bracepl.com	**Saba Shrabasty Habil** Analyst, Investment Banking Mobile: +880 1755 9405 95 E-mail: saba.shrabasty@bracepl.com

Tareq Refat Ullah Khan
Managing Director & CEO
BRAC Bank PLC.

M Masud Rana FCA
Additional Managing Director & CFO
BRAC Bank PLC.

M Mahbubur Rahman FCS
Company Secretary
BRAC Bank PLC

Syed M Omar Tayub
Managing Director & CEO
Prime Bank Investment PLC
Head Office, Dhaka

REPORT TO THE ELIGIBLE INVESTORS

By investing in the Bonds, you are hereby deemed to have acknowledged, represented and warranted to, and agree (as the case may be), as set out below:

High Risk: You are fully aware that any investment in the Bonds involves a high degree of risk.

Consultation with Advisers: You have,

i. consulted with your own legal, regulatory, tax, business, investment, financial and accounting advisers in connection herewith to the extent you have deemed necessary,
ii. collected and reviewed all information that you or your advisers believe is necessary or appropriate in connection with the purchase of the Bonds, and
iii. made your own investment decisions based upon your own judgment, due diligence and advice from such advisers as you have deemed necessary and not upon any view expressed by or on behalf of the Issuer.

No Reliance: You acknowledge and agree that you may not rely on any investigation that the Issuer or any of its affiliates or any person or entity acting on their behalf may have conducted with respect to the Company or any of their affiliates, and none of the Issuer or its affiliates, employees, officers, directors, legal advisers or representatives has made any representation to you, express or implied, with respect to your investment in the Bonds.

Informed Decision: You are in possession of all the information that you believe is necessary or appropriate in order to make an informed decision regarding your purchase of the Bonds, including without limitation adequate information concerning the Issuer's business, financial condition, results of operations and prospects.

Knowledge and Experience: You have such knowledge and experience in financial, business and international investment matters that you are capable of evaluating the merits and risks of purchasing the Bonds and are aware that you may be required to bear, and are able to bear, all risks including economic risk of an investment in the Bonds.

Information of the Company: You acknowledge that the information provided to you with regard to the Issuer and the Bonds in this Information Memorandum, has been supplied to you by the Arranger and that none of the Arranger or any of its affiliates, employees, officers, directors, legal advisers or representatives has verified such information or makes any representation or warranty as to its accuracy or completeness.

Review of Information Memorandum: You have reviewed this Information Memorandum in its entirety, including the risks specifically outlined in the section titled "Risk Factors", and you understand and acknowledge all of the risks described therein. Based on all of the above, you have determined that:

the Bonds are a suitable investment for you and your investment in the Bonds does not and will not, when consummated, violate any investment or other guidelines, policies or restrictions (corporate or otherwise), or any law, rule, regulation or order applicable to you; and you have obtained all approvals and consents (whether

Tareq Refat Ullah Khan
Managing Director & CEO
BRAC Bank PLC.

M Masud Rana FCA
Additional Managing Director & CFO
BRAC Bank PLC.

M Mahbubur Rahman FCS
Company Secretary
BRAC Bank PLC

Syed M Omar Tayub
Managing Director & CEO
Prime Bank Investment PLC
Head Office, Dhaka

internal or external), and have made all notifications necessary for you to invest in the Bonds as contemplated; and you can bear the economic risk of the investment and are able to sustain a complete loss in connection with your investment. Additionally, you confirm that you have no need for liquidity in respect of the Bonds.

Own Account: You are purchasing the Bonds for your own account, including fund account and portfolio manager account and not with a view to any distribution thereof.

No Representation or Warranty: The Arranger has not made, and you have not relied upon any representation, warranty or condition (express and/or implied), and the Arranger shall not owe any duty whatsoever to you in connection with the Bonds.

No Obligation to Purchase: The Arranger shall have no obligation to purchase or acquire all or any part of the Bonds purchased by you or to support losses, if any, directly or indirectly sustained or incurred by you for any reason whatsoever in connection with the Bonds, including the non-performance by the issuance, whether to you or otherwise.

Tareq Refat Ullah Khan
Managing Director & CEO
BRAC Bank PLC.

M Masud Rana FCA
Additional Managing Director & CFO
BRAC Bank PLC.

M Mahbubur Rahman FCS
Company Secretary
BRAC Bank PLC

Syed M Omar Tayub
Managing Director & CEO
Prime Bank Investment PLC
Head Office, Dhaka

BRAC BANK SOCIAL BOND FRAMEWORK

1. Introduction

1.1 BRAC Bank's Commitment to Sustainability

BRAC Bank is deeply committed to advancing the United Nations Sustainable Development Goals (SDGs), the Bangladesh Vision 2041, and the country's Nationally Determined Contributions (NDCs). In alignment with these global and national frameworks, BRAC Bank has identified key priority areas to further contribute to the nation's development agenda and the achievement of the SDGs.

1.2 Social Responsibility Focus Areas:

BRAC Bank is dedicated to making a positive impact in Bangladesh by addressing the country's socio-economic challenges. Our key focus areas include:

- Job Creation through CMSME
- Gender Equality
- Affordable housing
- Food security
- Financial Inclusion
- Healthcare Access

Through these initiatives, BRAC Bank aims to contribute to a more equitable and sustainable future for Bangladesh.

1.3 BRAC Bank's Environmental and Social Risk Management Approach

BRAC Bank is undergoing a significant transformation to integrate sustainability into all functions and business areas. Promoting businesses and innovations with sustainability as a core value is a central focus of our investment and lending policies and guidelines. The Bank's Sustainable Financing Framework marks a significant step in embedding environmental and social considerations throughout our operations.

As part of our lending strategy, we ensure that our clients comply with all relevant environmental and social regulations, as periodically issued by the Department of Environment, sector-specific regulatory agencies, and other relevant government bodies.

To strengthen our commitment to environmental stewardship and social impact, BRAC Bank has established a comprehensive set of guidelines as part of our sustainability risk management process. These policies and guidelines direct the bank's approach to conducting end-to-end environmental and social impact risk assessments throughout the lending process, from credit origination and business appraisal to approvals and monitoring stages.

In line with our sustainability objectives, our loan appraisal process includes the screening of Environmental and Social (E&S) risks using specialized E&S risk assessment tools to identify, manage, and address these risks. Additionally, BRAC Bank's Environmental & Social Impact Management Policy, which is part of our broader Enterprise Risk Management Framework, guides the impact assessment process during loan evaluations. BRAC Bank also has a Climate Risk Policy, which is aligned

Tareq Refatullah Khan
Managing Director & CEO
BRAC Bank PLC.

M Masud Rana FCA
Additional Managing Director & CFO
BRAC Bank PLC.

M Mahbubur Rahman FCS
Company Secretary
BRAC Bank PLC

Syed M Omar Tayub
Managing Director & CEO
Prime Bank Investment PLC
Head Office, Dhaka

with the Environmental & Social Impact Management Policy and the Bangladesh Bank's (BB) guidelines on managing climate-related financial risks.

1.4 Social Bond Framework

This framework establishes the foundation for BRAC Bank PLC to issue and, where applicable, list social bond as a financial instrument. This instrument provides investors with an opportunity to invest in assets that generate positive social impact in Bangladesh.

The framework is designed in accordance with international best practices and guidelines from leading organizations like the International Capital Markets Association (ICMA). It includes:

- Social Bond Principles (SBP) 2025

By adhering to these principles, BRAC Bank aims to drive sustainable development through impactful financial solutions that align with global sustainability goals. BRAC Bank from time-to-time update or amend the Framework according to global standards. BRAC Bank will seek a Second Party Opinion (SPO). The development of this Framework, with the intention of issuing Social Bond executing social financing under it, is consistent with bank's goal of contributing to the achievement of the UN's Sustainable Development Goals (SDGs), part of the UN's 2030 Agenda for Sustainable Development. The UN SDGs are a collection of 17 goals designed to address the most pressing social, economic and environmental sustainability issues facing society today.

Under this framework, BRAC Bank will issue this instrument:

- **Social Bonds:** The net proceeds from these instruments will be exclusively used to finance and/or refinance eligible loans that meet the criteria for eligible social projects, in line with BRAC Bank's commitment to social development.

2. Social Bond Framework

2.1 Scope

BRAC Bank will regularly review and update this framework to align with market developments, incorporating best practices in evaluation, management, and reporting. This framework has been developed in accordance with the ICMA Social Bond Principle covering the following key pillars:

I. Use of proceeds
II. Process for project evaluation and selection
III. Management of proceeds
IV. Reporting

2.2 Use of proceeds

An amount equivalent to the net proceeds from any Sustainable Financing Instrument will be allocated to finance or refinance, in whole or in part, new or existing Eligible Social Projects ("Eligible Projects"). These may include loans extended by BRAC Bank and/or investments and expenditures incurred by BRAC Bank PLC to develop social services and projects. Eligible disbursements may be made up to 12 months (look

Tareq Rezat Ullah Khan
Managing Director & CEO
BRAC Bank PLC.

M Masuc[illegible]ha FCA
Additional Managing Director & CFO
BRAC Bank PLC.

M Mahbubur Rahman FCS
Company Secretary
BRAC Bank PLC

Syed M Omar Tayub
Managing Director & CEO
Prime Bank Investment PLC
Head Office, Dhaka

back period) prior to the issuance date and up to 36 months following the issuance of any Sustainable Financing Instrument. Of the total proceeds, 70% or more will be allocated to future projects, while the remaining (maximum 30%) will be used to refinance past disbursements within the look-back period.

BRAC Bank PLC's Eligible Social Project Categories will contribute to one or more of the following Objectives:

- Enhancing access to essential services including healthcare for marginalized people.
- Supporting affordable housing projects for low-income individuals and vulnerable communities.
- Promoting employment generation through the financing of cottage, micro, small and medium-sized enterprises (CMSMEs) especially those who are led by women, youth, and underrepresented groups.
- Advancing food security and sustainable livelihood by financing in agriculture.
- Supporting projects that target socio-economic advancement and empowerment of underserved people including people with disabilities, displaced people and ethnic minority.

BRAC Bank PLC's Eligible Social Project Categories will contribute to one or more of the following objectives:

Social Category	Alignment with Priority SDGs	Impact Area	Eligibility Criteria
Employment generation & CMSME financing		• Activities that generate employment through the potential effect of CMSMEs financing. • Financial Inclusion for the underserved.	• Financing of working capital and investment needs of CMSMEs with the objective of expanding their access to financial services, contributing to maintenance of operations, expansion strategies and employment generation • Poverty alleviation, employment programs and other programs that contribute directly to the stimulation of sustainable economic activities. • Funding projects that promote growth of CMSMEs.

Tareq Refat Ullah Khan
Managing Director & CEO
BRAC Bank PLC.

M Masud Hasan FCA
Additional Managing Director & CFO
BRAC Bank PLC.

M Mahbubur Rahman FCS
Company Secretary
BRAC Bank PLC

Syed M Omar Tayub
Managing Director & CE
Prime Bank Investment
Head Office, Dha

			• Digital loan (App based) • Collateral free small ticket size loan.
Socioeconomic advancement and empowerment		• Activities that promote gender equality and equal opportunities to women in CMSMEs	• CMSMEs that are >50% owned or controlled by women. • CMSMEs businesses that have >30% women as workforce. • Projects that aim to provide women and female-owned CMSMEs with access to financial services, including affordable credit, payment and saving accounts and non-financial services such as financial and business training. • CMSMEs Projects and services that create job opportunities for women. • CMSMEs Products and services that specifically or disproportionately benefit women.
Food security		• Investments and financing in the agricultural sector and food systems to end hunger, achieve food security and significantly enhance nutrition. • This aims to promote access to adequate food for low-income population.	• Small scale irrigation and agriculture value chain development – with a view to improve productivity of small-scale producers. • Provision of farm infrastructure and agriculture inputs for rural farmers. • Small scale fishing and aquaculture sectors of the Blue Economy. • Financing in livestock, poultry and fisheries to ensure food security. • Financing/refinancing projects that promote food

Tareq Refat Ullah Khan
Managing Director & CEO
BRAC Bank PLC.

M Masud Reza FCA
Additional Managing Director & CFO
BRAC Bank PLC.

M Mahbubur Rahman FCS
Company Secretary
BRAC Bank PLC

Syed M Omar Tayub
Managing Director & CEO
Prime Bank Investment PLC
Head Office, Dhaka

			storage, such as cold storage, warehouses or improved packaging etc.
Affordable housing		• Affordable and/or social housing targeting low-income population	• Implementing new residential construction projects. • Investment in improving the quality of existing social and affordable housing facilities. • Refortifying, expanding and improving homes to ensure that houses are less vulnerable to climate-related hazards • Financing of projects aimed at providing basic sanitation for households
Access to essential services/ Public health infrastructure		• Activities that expand access to healthcare for low-income groups, underserved and vulnerable individuals including sick and elderly people. • Access to childcare facilities. • Access to clean water and sanitation	• Construction, operation, maintenance and renovation of health facilities and necessities like water and sanitation that improve the quality and capacity of the facility. • Increase access to safe drinking water by installing community water points or filtration systems. • Improve sanitation infrastructure • Financing construction, maintenance, improvement and/or purchase of equipment for private hospitals and other private healthcare institutions which provide free or subsidized access to vulnerable communities (living below poverty line, excluded and/or marginalized populations, people with

Tareq Refat Ullah Khan
Managing Director & CEO
BRAC Bank PLC.

M Masud Rana FCA
Additional Managing Director & CFO
BRAC Bank PLC.

M Mahbubur Rahman
Company Secretary
BRAC Bank PLC

Syed M Omar Tayub
Managing Director & CEO
Prime Bank Investment PLC
Head Office, Dhaka

			disabilities, unemployed, Elderly, Sick and underserved). • Projects that improve technological access within the healthcare sector

2.3 Excluded activities

1. Production or trade in any product or activity deemed illegal under host country laws or regulations or international conventions and agreements, or subject to international bans, such as pharmaceuticals, pesticides/herbicides, ozone depleting substances, PCB's, wildlife or regulated under the Convention on International Trade in Endangered Species (CITES). (Links: United Nations (UN) list of banned chemicals and products; http://www.un.org/esa/coordination/Consolidated.list-13FinalFinal.pdf and CITES list of endangered species: http://www.cites.org/eng/app/E-Apr27.pdf)

2. Forced Labour or Child Labour in Hazardous Working Conditions
   - Forced Labour means all work or service, not voluntarily performed, that is extracted from an individual under threat of force or penalty as defined by ILO conventions, UNGC Principles and/or local legislations.
   - To address the issue of Child Labour, persons may only be employees if they are at least 14 years old, as defined in the ILO Fundamental Human Rights Conventions (Minimum Age Convention C138, Art. 2), unless local legislation specifies compulsory school attendance or the minimum age for working. In such cases the higher age shall apply.

3. Any product or activity deemed illegal under host country laws or regulations or international conventions and agreements, or subject to international phase-outs or bans, such as:
   - Ozone depleting substances, PCB's (Polychlorinated Biphenyls) and other specific, hazardous pharmaceuticals, and unauthorized manufacturing of pesticides/herbicides or chemicals.
   - Wildlife or products regulated under the Convention on International Trade in Endangered Species or Wild Fauna and Flora (CITES); or
   - Unsustainable fishing methods (e.g., blast fishing and drift net fishing in the marine environment using nets more than 2.5 km in length, deep sea bottom trawling, or fishing with the use of explosives or cyanide).
   - Operations impacting UNESCO World Heritage Site and/or Ramsar site.

4. Cross-border trade in waste and waste products, unless compliant with the Basel Convention and the underlying regulations.
5. Financing in Coal Power and Mining activities such as
   - Coal power.
   - Power generation from any power plant the energy source of which, whether in whole or in part, is coal which delivers its power to the transmission or distribution grid.
   - Coal mining.

Tareq Refat Ullah Khan
Managing Director & CEO
BRAC Bank PLC.

M Masud Rana, FCA
Additional Managing Director & CFO
BRAC Bank PLC.

M Mahbubur Rahman FCS
Company Secretary
BRAC Bank PLC

Syed M Omar Tayub
Managing Director & CEO
Prime Bank Investment PLC
Head Office, Dhaka

6. Destruction of High Conservation Value areas.
   Destruction means the (1) elimination or severe diminution of the integrity of an area caused by a major, long-term change in land or water use or (2) modification of a habitat in such a way that the area's ability to maintain its role is lost.

7. Radioactive materials.
   This does not apply to the purchase of medical equipment, quality control (measurement) equipment or any other equipment where the radioactive source is understood to be trivial and/or adequately shielded.

8. Unbounded asbestos fibres.
   This does not apply to purchase and use of bonded asbestos cement sheeting where the asbestos content is less than 20%.

9. Pornography or prostitution.
10. Racist and anti-democratic media
11. Commercial logging operations for use in primary tropical moist forest
    - Illegal logging, and logging operations or conversion of land for plantation use in
      primary tropical moist forests.

12. Production or trade in wood or other forestry products other than from sustainably managed forests
13. Production of trade in radioactive materials and unbounded asbestos fibres.
14. Production or activities that impinge on the lands owned, or claimed under adjudication,
    by Indigenous Peoples, without full documented consent of such peoples.

15. Ship breaking/ trading activities which include:

    - Ships with prevalent asbestos use (for e.g. passenger cruise)
    - Ships listed on the Greenpeace blacklist*
    - Ships not certified "gas free" for hot work.

16. In the event of any of the following products form a substantial part of a company's primary operations, or a financial institution, investment fund or company's financed business activities.
    - Alcoholic beverages (excluding beer and wine)
    - Tobacco
    - Weapons and munitions
    - Gambling, casinos, and equivalent enterprises.

3. Process for project evaluation and selection

The process for project evaluation and selection follows a three-step approach, namely, asset origination, asset screening and allocation, and asset approval.

Origination of Assets: Assets are originated by the Asset Originating Businesses such as SME, Retail and Wholesale and Institutional banking division.

Tareq Refat Ullah Khan
Managing Director & CEO
BRAC Bank PLC.

M Masud Rana FCA
Additional Managing Director & CFO
BRAC Bank PLC.

M Mahbubur Rahman FCS
Company Secretary
BRAC Bank PLC

Syed M Omar Tayub
Managing Director & CEO
Prime Bank Investment PLC
Head Office, Dhaka

Screening of Social Loans/ Assets and Selection: The asset origination businesses ensure adherence to BRAC Bank's Environmental and Social Management System (ESMS), which will be periodically updated to align with local and international E&S good practice, including the IFC Performance Standards (where applicable), and screen assets against the investment categories and eligibility criteria detailed in this framework. Loans/ Assets that do not meet the defined eligibility criteria in the framework are removed. The environmental and social risks have been identified through ESMS by BRAC Bank. Furthermore, loans/ assets that are deemed ineligible in relation to ESG Assessment process under ESMS are also removed. The remaining loans/assets/investments/expenses are further evaluated by the sustainability experts within the bank, after which the qualifying ones are considered as potential Sustainable Loans/Assets.

Assets approval: The final approval of the selection and evaluation of projects eligible for social bond throughout the life of BRAC Bank's Social bond issuances is owned by a subcommittee formed and approved by BRAC Bank's Sustainable Finance Committee. Identified eligible assets are therefore approved by this subcommittee. Approved eligible assets are allocated to sustainable instruments by the Treasury team. The respective committee together with Treasury will be responsible for governing the framework to ensure consistency of approach and oversight. The Committee and Treasury are responsible for ensuring that eligible assets/projects are not allocated to more than one social bond/loan at a given time.

4. Management of Proceeds

An amount equivalent to the net proceeds from any Sustainable Financing Instrument will be credited to the Bank's accounts and monitored through the Treasury Management System and the Bank's accounting system, ensuring effective tracking of social proceeds. The Treasury Department will be responsible for overseeing these processes, in coordination with the Finance Department, and will also manage any unallocated proceeds until their full disbursement.

The ESG & Sustainable Finance will be responsible for managing the allocation of proceeds, with support from relevant departments across the Bank. Until the full allocation of an amount equivalent to the net proceeds from any Sustainable Financing Instrument to Eligible Investments, the unallocated proceeds may be temporarily held in cash, cash equivalents, or other liquid instruments, at BRAC Bank's discretion. Payments of principal and interest on any Sustainable Financing Instruments may be made from the Bank's general accounts.

The full allocation of proceeds from any Sustainable Financing Instrument is expected to be completed as soon as possible, and no later than 36 months from the issuance date. BRAC Bank will take all necessary measures to ensure that the use of proceeds adheres to internal protocols and is clearly linked to Eligible Investments. For as long as there is an outstanding balance, an equivalent amount will be allocated to Eligible Investments. Periodic adjustments will be made to reflect any repayments. Proceeds may be managed either on a per-instrument basis or through a portfolio approach across multiple instruments. The allocation and tracking of proceeds will be subject to periodic review by an external auditor.

Tareq Refat Ullah Khan
Managing Director & CEO
BRAC Bank PLC.

M Masud Rana FCA
Additional Managing Director & CFO
BRAC Bank PLC.

M Mahbubur Rahman FCS
Company Secretary
BRAC Bank PLC

Syed M Omar Tayub
Managing Director & CEO
Prime Bank Investment PLC
Head Office, Dhaka

5. Reporting

Impact and Allocation Reporting

BRAC Bank will prepare and publish an annual Allocation and Impact Report for all instruments issued under this Framework until completion of full allocation. In case of any material development the bank will publish the updated report. The report will be made available on the Investor Relations section of the BRAC Bank website. It will provide detailed information and a brief description of the project on the allocation and impact of the proceeds within the Eligible Loan/Asset Portfolio, reported at a minimum by project category. The target population will be also there in the report.

5.1 The allocation report

- The total amount of proceeds allocated to eligible loans/assets
- The number of eligible loans/assets
- The balance of unallocated proceeds
- The amount or the percentage of new financing and refinancing

5.2 The Impact report

A summary of the impact of the allocated portfolio for a sustainable instrument may include some or all the metrics set out but not limited to below, as well as relevant project narratives, to the extent that the data is available from clients and subject to permitted disclosures in accordance with relevant confidentiality agreements and privacy, competition or other relevant regulation.

Eligible category	Investments	Impact Indicators
Social	Affordable housing	• Number of people with access to safe, affordable and sustainable housing. • Number of affordable and sustainable housing units built • Size of affordable mortgage book and value of new business in a particular year.
	Access to essential services	• Number of healthcare facilities financed • Number of people with new/ improved access to safe drinking water and new/improved sanitation facilities.
	Employment generation & CMSME financing	• Number of CMSMEs financed and value of CMSME loans • Estimated number of jobs created. • Number of people financed
	Socioeconomic advancement and	• Number of females, youth and/or previously marginalised

Tareq Refat Ullah Khan
Managing Director & CEO
BRAC Bank PLC.

M Masud Reza FCA
Additional Managing Director & CFO
BRAC Bank PLC.

M Mahbubur Rahman FCS
Company Secretary
BRAC Bank PLC

Syed M Omar Tayub
Managing Director & CEO
Public Bank Investment PLC
Head Office, Dhaka

	empowerment	groups with increased access to affordable credit, payment services, saving accounts or non-financial services. • Number of female-owned enterprises funded • Estimated number of jobs created
	Food security	• Number of agri-businesses financed • Number of small holder farmers engaged • Number of farmers reached

6. Verification

BRAC Bank will obtain and publicly disclose a pre-issuance external review from an independent consultant with recognized environmental and/or social expertise, providing a Second Party Opinion (SPO) on the expected social benefits of this Framework. The SPO will be made available on the Investor Relations section of the BRAC Bank website, as well as on the website of the SPO provider. In addition, as outlined above, BRAC Bank is committed to providing a post-issuance review of the management of proceeds. This review may be conducted by the same consultant, an external auditor, or other qualified third party.

7. Review

BRAC Bank will periodically review this Framework to ensure its continued alignment with evolving market best practices and updated versions of relevant principles, as they are released. Additionally, the Framework will be reviewed in the event of any material changes to the scope or categories of Eligible Projects. Such reviews may lead to updates or amendments to the Framework. Any updates that are not minor in nature will be subject to prior approval by a qualified Second Party Opinion (SPO) provider.

Any future version of this Framework will maintain or enhance the current levels of transparency, reporting, and external verification. Updated versions will be published on the BRAC Bank website and will supersede this document.

Annexure:

Definitions:

- *CMSME*: CMSMEs are officially defined by Bangladesh Bank and the Government of Bangladesh based on criteria like fixed asset value (excluding land and buildings) and number of workers. The specific thresholds for each category vary depending on whether the enterprise is in the manufacturing, service, or trading sector.

Tareq Refat Ullah Khan
Managing Director & CEO
BRAC Bank PLC.

M Masud Rana FCA
Additional Managing Director & CFO
BRAC Bank PLC.

M Mahbubur Rahman FCS
Company Secretary
BRAC Bank PLC

Syed M Omar Tayub
Managing Director & CEO
Prime Bank Investment
Head Office, Dhaka

- *Low-income population:* This category is considered monthly income level ranging from BDT 30,000 to BDT 97,000[1]
- *Small-scale producers:* Small-scale producers in Bangladesh are typically smallholder farmers who own or operate a small plot of land. While the exact definition can vary, a common benchmark is farm households that cultivate between 5 to 249 decimals of land.
- *Underserved and vulnerable individuals*: These groups are defined as individuals and communities with limited access to financial services and economic opportunities. It includes those living below the poverty line, marginalized populations, and individuals who earns less than USD 100 in a month are financially excluded from the formal banking system.
- *People with disabilities*: This category refers to individuals with physical, mental, intellectual, or sensory impairments that may hinder their full and effective participation in society. Bangladesh Bank's financial inclusion policies recognize them as a vulnerable group requiring special consideration for access to finance and employment.
- *Unemployed and sick people:* The unemployed are individuals of working age who are not employed but are actively seeking work. Sick people, particularly those with serious or chronic illnesses, are considered vulnerable due to their reduced ability to earn an income and high healthcare costs.

[1] *The income qualification criteria are based on the income deciles as determined at the time of the Affordable Housing Bond's issuance in 2022. The qualifying income thresholds are subject to ongoing adjustments to account for inflation, a provision under the terms of the bond, which was fully subscribed by the IFC.*

Tareq Refat Ullah Khan
Managing Director & CEO
BRAC Bank PLC.

M Masud Rana FCA
Additional Managing Director & CFO
BRAC Bank PLC.

M Mahbubur Rahman FCS
Company Secretary
BRAC Bank PLC

Syed M Omar Tayub
Managing Director & CFO
Prime Bank Investment PLC
Head Office, Dhaka

TABLE OF CONTENTS

ISSUER'S DISCLAIMER ____ 2

ARRANGER'S DISCLAIMER ____ 4

CONTACT LIST ____ 5

REPORT TO THE ELIGIBLE INVESTORS ____ 6

BRAC BANK SOCIAL BOND FRAMEWORK ____ 8

1. Introduction ____ 8
   - *1.1 BRAC Bank's Commitment to Sustainability* ____ 8
   - *1.2 Social Responsibility Focus Areas:* ____ 8
   - *1.3 BRAC Bank's Environmental and Social Risk Management Approach* ____ 8
   - *1.4 Social Bond Framework* ____ 9

2. Social Bond Framework ____ 9
   - *2.1 Scope* ____ 9
   - *2.2 Use of proceeds* ____ 9
   - *2.3 Excluded activities* ____ 13

3. Process for project evaluation and selection ____ 14

4. Management of Proceeds ____ 15

5. Reporting ____ 16
   - *5.1 The allocation report* ____ 16
   - *5.2 The Impact report* ____ 16

6. Verification ____ 17

7. Review ____ 17

Annexure: ____ 17

1. MANAGEMENT'S PERCEPTION & ANALYSIS ON RISK FACTORS ____ 22
   - *1.01 Interest Rate Risk* ____ 22
   - *1.02 Exchange Rate Risk* ____ 22
   - *1.03 Non-Repayment Risk (Credit Risk)* ____ 23
   - *1.04 Prepayment, Call or Refunding Risk* ____ 23
   - *1.05 Security Risk* ____ 23
   - *1.06 Liquidity Risk* ____ 23
   - *1.07 Management Risk* ____ 24
   - *1.08 Operational Risk* ____ 24

Tareq Refat Ullah Khan
Managing Director & CEO
BRAC Bank PLC.

M Masud Rana FCA
Additional Managing Director & CFO
BRAC Bank PLC.

M Mahbubur Rahman FCS
Company Secretary
BRAC Bank PLC

Syed M Omar Tayub
Managing Director & CEO
Prime Bank Investment PLC
Head Office, Dhaka

1.09 Business Risk 25
1.10 Industry Risk 25
1.11 Market & Technology Related Risk 25
1.12 Risk Related to Potential or Existing Government Regulations 26
1.13 Risk Related to Potential Changes in Global or National Policies 26
1.14 Emerging Risk 27
2. DETAILED DESCRIPTION & INFORMATION 28
3. DETAILS OF UTILIZATION OF PROCEEDS 34
3.1 Purpose of Issuance of BRAC Bank Social Subordinated Bond 34
3.2 Plan Regarding Use of Proceeds from the BRAC Bank Social Subordinated Bond 34
4. FEATURES OF DEBT SECURITY TO BE ISSUED 35
5. DESCRIPTION OF COLLATERAL SECURITY & TYPE OF CHARGES TO BE CREATED AGAINST ISSUE 41
6. RIGHTS & OBLIGATIONS OF THE ISSUER 42
7. RIGHTS, DUTIES & OBLIGATIONS OF THE TRUSTEE 46
8. RIGHTS & OBLIGATIONS OF OTHER CONTRACTUAL PARTIES 52
9. RIGHTS OF BONDHOLDERS 53
10. DESCRIPTION OF THE ISSUER 54
10.01 Capital Structure 54
10.02 Business 55
10.03 Description of Encumbered & Unencumbered Assets 57
10.04 Profile of Board of Directors 58
10.05 Profile of Management 65
10.06 Description of Assets & Liabilities 74
10.07 Description of Previously Issued Debt and/or Securities 82
10.07.1 Description of Debt Securities: 82
10.07.2 Description of Equity Securities: 92
11. AUDITED FINANCIAL STATEMENTS OF THE ISSUER 93
12. BRIEF OVERVIEW AND COMPARATIVE FINANCIAL STATEMENTS 207
13. KEY FINANCIAL RATIOS FOR THE LAST 3 YEARS 218
14. CREDIT RATING SUMMARY 219
15. LATEST DEFAULT STUDY & TRANSITION MATRIX 220

Tareq Refat Ullah Khan
Managing Director & CEO
BRAC Bank PLC.

M Masud Hasan FCA
Additional Managing Director & CFO
BRAC Bank PLC.

M Mahbubur Rahman FCS
Company Secretary
BRAC Bank PLC

Syed M Omar Tayub
Managing Director & CEO
Prime Bank Investment PLC
Head Office, Dhaka

16. DESCRIPTION OF TRUSTEE ____ 221
17. MODUS OPERANDI OF THE ISSUE ____ 224
18. COST STRUCTURE ____ 226

Tareq Refat Ullah Khan
Managing Director & CEO
BRAC Bank PLC.

M Masud Rana FCA
Additional Managing Director & CFO
BRAC Bank PLC.

M Mahbubur Rahman FCS
Company Secretary
BRAC Bank PLC

Syed M Omar Tayub
Managing Director & CFO
Prime Bank Investment PLC
Head Office, Dhaka

1. MANAGEMENT'S PERCEPTION & ANALYSIS ON RISK FACTORS

1.01 Interest Rate Risk

The banking book comprises assets and liabilities primarily acquired through relationships or for stable income and legal obligations, generally held until maturity or payment by the counterparty. The primary emphasis in the banking book is on earnings or variations in economic value. Interest rate risk refers to the potential decline in a bank's financial position due to changes in interest rates over time. This risk arises from the core banking activities of a bank.

Management's Perception

BRAC Bank PLC. effectively manages its Interest Rate Risk through various strategies. These include conducting Market Trend Analysis, Interest Rate Sensitivity Analysis, and duration GAP Analysis. The bank's Asset Liability Management Committee (ALCO) regularly evaluates the interest rate risk associated with its banking book, while the Asset Liability Management (ALM) Unit is responsible for measuring and monitoring this risk. ALM analyzes interest rate sensitivity by calculating the GAP, which represents the difference between Rate Sensitive Assets and Rate Sensitive Liabilities. Based on this analysis, necessary adjustments are made considering market dynamics and predictable events that may impact the money market. BRAC Bank also considers interest rate risk when pricing its products and offers floating or variable rate products to better manage this risk.

1.02 Exchange Rate Risk

Exchange Rate Risk pertains to the possibility of fluctuations in earnings caused by changes in exchange rates, unfavorable currency holdings or positions, and market volatility. If the local currency strengthens against major foreign currencies and the bank possesses a substantial net long position in those currencies, it may suffer financial losses. Likewise, if the local currency weakens against major foreign currencies while the bank maintains a net short position in those currencies, it may also face potential losses.

Management's Perception

BRAC Bank effectively handles exchange rate risk through the following measures:

i. It establishes specific limits on open foreign exchange positions.
ii. It continuously monitors the open position against these limits.
iii. It implements and monitors a stop loss mechanism.

By keeping foreign exchange risks at minimum levels, BRAC Bank ensures the smooth execution of foreign trade and remittance transactions on behalf of its customers. The bank follows a board approved FX risk management policy aligned with Bangladesh Bank guidelines. Regular reconciliations are performed for all NOSTRO accounts, and any outstanding entries are promptly escalated to the relevant departments and reported to higher management for immediate settlement. The Treasury Department holds the responsibility of measuring and minimizing the bank's foreign exchange risk. The Electra FX trading platform offers Straight Through Processing (STP) with auto hedging. The treasury personnel diligently monitor the price movements of foreign

Tareq Refat Ullah Khan
Managing Director & CEO
BRAC Bank PLC.

M Masud Rana FCA
Additional Managing Director & CFO
BRAC Bank PLC.

M Mabbubur Rahman FCS
Company Secretary
BRAC Bank PLC

Syed M Omar Tayub
Managing Director & CEO
Prime Bank Investment
Head Office, Dhaka

exchange and employ various hedging techniques to manage the bank's open position, minimizing risk and maximizing returns.

1.03 Non-Repayment Risk (Credit Risk)

Non-repayment risk refers to the risk that a borrower or counterparty may fail to fulfill their obligations as per the agreed terms. While BRAC Bank maintains a strong track record of repaying all its obligations to depositors and lenders, there is a remote possibility that the bank might be unable to repay its obligations related to issued bonds under extreme circumstances. If a default occurs, investors could experience financial losses.

Management's Perception

BRAC Bank PLC. functions within the framework of stringent regulations and rigorous oversight by Bangladesh Bank. The Board also frames policies for enabling effective risk control, monitoring compliance with the risk framework on a regular basis and also returning this framework as per the evolving business environment. Additionally, it is highly improbable for a reputable institution like BRAC Bank PLC. to jeopardize its standing by defaulting on its obligations. Moreover, in the event of any default or non-repayment, the Trustee will provide a notice period to the Issuer to safeguard against an Event of Default and proceed with necessary actions to protect the investors' interests.

1.04 Prepayment, Call or Refunding Risk

Prepayment, call or refunding risks are the risks associated with the early repayment of the principal amount of a bond. Such risks exist in a bond that has prepayment or call option.

Management's Perception

The bond does not have a voluntary prepayment option hence, the risk does not prevail.

1.05 Security Risk

Security refers to the designated revenue sources or assets that an issuer pledges to bondholders as a means of ensuring repayment of the bond. Consequently, security risk revolves around the bondholder's ability to recover their investment through the utilization of the collateral securities in the event that the issuer is unable to repay the full value of the bond(s).

Management's Perception

BRAC Bank issues unsecured subordinated bonds, which means that specific revenue sources or assets are not being pledged as collateral for the bond issuance. Nevertheless, investors will have the right to repayment from the bank's cash flow. However, it's important to note that subordinated bondholders have a lower priority compared to depositors or senior lenders when it comes to claiming assets or earnings.

1.06 Liquidity Risk

The Bank faces liquidity risks that can impact its capacity to fulfill its financial commitments. To ensure the Bank's ongoing ability to meet funding obligations and sustain or expand its operations, it relies on customer savings/deposits and continuous

Tareq Refat Ullah Khan
Managing Director & CEO
BRAC Bank PLC.

M Masud Hana FCA
Additional Managing Director & CFO
BRAC Bank PLC.

M Mahbubur Rahman FCS
Company Secretary
BRAC Bank PLC

Syed M Omar Tayub
Managing Director & CEO
Prime Bank Investment PLC
Head Office, Dhaka

access to wholesale lending markets. However, the Bank's ability to access favorable funding sources is contingent upon several factors, including some beyond its control, such as overall market conditions and the level of confidence in the banking system.

Management's Perception

BRAC Bank's management possesses a keen understanding of the challenges associated with liquidity limitations and demonstrates competence in managing such risks through the implementation of contemporary Asset Liability Management (ALM) techniques. The ALCO consistently oversees the bank's overall liquidity position and takes proactive measures to adjust policies as necessary. The bank prioritizes maintaining an optimal balance of liquid assets, adhering to regulatory liquidity ratios, implementing robust cash flow forecasting techniques, and establishing contingency funding plans to address unexpected liquidity challenges. As a result, the likelihood of bondholders experiencing significant losses due to liquidity risk is highly improbable.

1.07 Management Risk

Management risk encompasses the possibility that company managers may prioritize their personal interests over the welfare of the company and its shareholders. This term signifies the risk associated with situations where choices made by management result in the company or other stakeholders being worse off compared to alternative decisions. In such instances, bondholders may face financial losses.

Management's Perception

BRAC Bank is led by a team of skilled professionals who possess extensive experience and a reputable standing within the financial industry of the country. As a result, the likelihood of the management behaving in an unprofessional manner is extremely low. Additionally, the bank's management is under constant supervision from a board of directors, comprised of seasoned professionals and entrepreneurs, who diligently work to safeguard the interests of all stakeholders. Furthermore, operating within the tightly regulated banking industry provides an additional safeguard against this risk, as Bangladesh Bank monitors the management to ensure adherence to best practices in the industry.

1.08 Operational Risk

Operational risks refer to the likelihood of incurring losses from inadequate or ineffective internal procedures, personnel, systems, or external events. Acquiring loss from numerous variables such as human error, system flaws, fraud payment processing, clearing and settlement, accounting and financial reporting, information technology, compliance or external incidents like natural disasters or unstable political conditions is the outcome of Operational risk. It can also arise from legal risks, such as those arising from breaches of contracts or regulations. Consequences of operational risks can be significant, including financial losses, damage to the bank's reputation, regulatory sanctions and even bankruptcy

Management's Perception

BRAC BANK PLC has dedicated Operational Risk team which uses a separate policy and SOP, they use Key Risk Indicators, Risk Register and Incident Response Forum. The operational risk management framework includes policies, procedures, limits and controls in its foundation. This foundation provides adequate, timely, and continuous

Tareq Refat Ullah Khan
Managing Director & CEO
BRAC Bank PLC.

M Masud Rana FCA
Additional Managing Director & CFO
BRAC Bank PLC.

M Mahbubur Rahman FCS
Company Secretary
BRAC Bank PLC

Syed M Omar Tayub
Managing Director & CEO
Prime Bank Investment PLC
Head Office, Dhaka

identification, assessment, measurement, monitoring, mitigation, reporting & assurance of risks posed by its activities at the business line and bank-wide levels. At BRAC Bank PLC. we have a dedicated desk within the Risk Management unit.

1.09 Business Risk

Business risk pertains to the potential for a bank to generate lower profits than expected or incur losses instead of profits. The issuer's business risk can arise from various factors, such as interest spreads, non-interest income, operating expenses, volatility in the money and capital markets, competition, government regulations, and the overall economic climate. Similar to other companies, BRAC Bank is also exposed to these business risk factors.

Management's Perception

The Bank diligently assesses the risks associated with its clients using contemporary risk evaluation techniques, enabling it to maintain a favorable asset quality in the past and anticipate the same in the future. Additionally, the Bank acknowledges that there may be systematic (market) risks originating from the external environment, which is a common occurrence for banks as well.

1.10 Industry Risk

The issuer operates within a market characterized by intense competition, as the modern banking industry has introduced greater business diversification. Banks in developed economies have expanded their operations to include investments, underwriting of securities, and portfolio management. The entry of new competitors into the market has the potential to impact the competitive landscape and potentially reduce the bank's profitability.

Management's Perception

BRAC Bank PLC., as a strongly expanding third-generation private commercial bank, has established an admirable presence in the banking sector of Bangladesh. The Bank consistently exercises caution in providing its products and services with competitive terms and conditions, which effectively manages its exposure to industry risks. The management also emphasizes the ongoing diversification of the loan portfolio. Nonetheless, similar to other banks operating in Bangladesh, industry risk remains a significant factor of concern for BRAC Bank PLC..

1.11 Market & Technology Related Risk

Market risk is the possibility that alterations in market circumstances will have a negative impact on the values of assets, obligations, or income. It may have an impact on both on-balance sheet and off-balance sheet positions due to interest rate movement, exchange rate fluctuation, spread variation and changes in equity valuation. Both trading books and banking books are exposed to market risk.

The modern banking industry is highly competitive and one of the fastest growing sectors in Bangladesh. To cope with the modern economy, the banking industry has become more technology dependent. With the increasing reliance on technology, the risks associated with its usage are also escalating. Cyber-attacks, system failures, unauthorized access or transfers, and system hacking are the consequences of the rising dependence on technology in banking operations.

Tareq Refat Ullah Khan
Managing Director & CEO
BRAC Bank PLC.

M Masud Hasana FCA
Additional Managing Director & CFO
BRAC Bank PLC.

M Mahbubur Rahman FCS
Company Secretary
BRAC Bank PLC

Syed M Omar Tayub
Managing Director & CEO
Prime Bank Investment PLC
Head Office, Dhaka

Management's Perception

This risk is inherent in the financial industry. BRAC Bank PLC. practices regular market condition analysis, uses VaR (value at risk) to measure potential market risk, uses stress testing to assess the sensitivity of the bank's capital in different situations, and presents the prevailing market condition to the BRMC (Board Risk Management Committee), ALCO (Asset & Liability Management Committee), ERMC (Executive Risk Management Committee) and other related stakeholders. Based on the market condition, the board and management realign the bank's strategy to cope with the market condition. Risk tolerance limits, MAT (management action trigger) and stop loss limits are also in place to manage adverse situations.

Technological advancements have played a crucial role in achieving the bank's diverse strategies. However, the risk of business interruption and disaster is still prevalent and has evolved alongside technology. Recognizing this, BRAC Bank has prioritized its business continuity plan (BCP) as a significant challenge. The aim is to prevent, if possible, and effectively manage the consequences of a disaster within the limits of the business' capabilities.

In addition to BCP, the bank is actively addressing security threats. Following a centralized management model, each branch within the bank has its own ICT systems. Various measures have been implemented, including software updates, analysis of new software, strengthening ICT-related controls, providing system knowledge training to staff, and promoting the sharing of best practices among branch users. These actions collectively enhance the bank's overall security posture and resilience.

1.12 Risk Related to Potential or Existing Government Regulations

BRAC Bank PLC. abides by guidelines issued by Bangladesh Bank, the Bangladesh Securities and Exchange Commission and other regulatory authorities. Also operates under the Companies Act, 1994, the Bank Companies Act-1991, Income Tax Act 2023, Income Tax Rules, 1984, Value Added Tax and Supplementary Duty Act 2012, Value Added Tax (VAT) Rules, 1991, Customs Act, 1969, Bangladesh Securities and Exchange Rules, 1987 and other related regulations. The company also obtained a license from Bangladesh Bank as a bank under the Bank Companies Act, 1991. Any noncompliance with the regulatory regime may have an adverse impact on the reputation of the Bank. Moreover, sudden changes in the guidelines and regulations may affect BRAC Bank PLC.'s business position.

Management's Perception

The bank's business is anticipated to be unaffected unless a policy is altered that could considerably and adversely affect the banking industry as a whole. After maintaining the required Statutory Liquidity Ratio (SLR) from their deposit, BRAC Bank PLC. has funded their assets, with which the bank has to comply consistently. It is quite improbable that the government or central bank will implement any fiscal measures that would have a negative impact on the industry's expansion.

1.13 Risk Related to Potential Changes in Global or National Policies

Changes in existing global or national policies can have either positive or negative impacts for the Issuer. The performance of the Issuer will be hindered due to

Tareq Refat Ullah Khan
Managing Director & CEO
BRAC Bank PLC.

M Masihuzzana FCA
Additional Managing Director & CFO
BRAC Bank PLC.

Prof Mahbubur Rahman FCS
Company Secretary
BRAC Bank PLC

Syed M Omar Tayub
Managing Director & CEO
Prime Bank Investment PLC
Head Office, Dhaka

unavoidable circumstances such as political turmoil either in Bangladesh or foreign countries or both.

Management's Perception

A significant change in the global or national policies in the future, particularly in the financial sector, could affect businesses and overall economic condition of Bangladesh. Such developments may also affect the bank's business, prospects, results of operations and financial condition. The management of BRAC B PLC. transcribes the prevailing and upcoming future changes in the global or national policy; and responds appropriately for timely management of the risks.

1.14 Emerging Risk

Emerging Risks refer to unpredictable and uncontrollable outcomes from certain events which may have the potential to adversely impact our business. As part of our continuous risk identification process, we realized that notable emerging risks like global supply chain disruption due to conflict between Russia and Ukraine, inflationary pressure, macroeconomic uncertainty and evolving cyber security threats are concerns for the bank in coming days.

Management's Perception

We have initiated number of steps to address these risk factors namely thematic stress tests and portfolio reviews to assess the impact of extreme but plausible events and manage the portfolio accordingly. Vulnerable sectors are regularly reviewed and exposures to these sectors are managed as part of Credit Risk reviews. Sovereign ratings, exposures, outlooks and country risk limits are regularly monitored, and mitigating actions are taken as required. In addition, we also remained vigilant in monitoring geopolitical relationships. Increased scrutiny is applied when on-boarding clients in sensitive industries and in ensuring compliance with sanctions.

Tareq Refat Ullah Khan
Managing Director & CEO
BRAC Bank PLC.

M Masud Rana FCA
Additional Managing Director & CFO
BRAC Bank PLC.

M Mahbubur Rahman FCS
Company Secretary
BRAC Bank PLC

Syed M Omar Tayub
Managing Director & CEO
Head Office, Dhaka

2. DETAILED DESCRIPTION & INFORMATION

Particulars of Issuer	
Name:	BRAC Bank PLC.
Legal Status:	BRAC Bank PLC. (the "Bank" or "BRAC Bank") is a scheduled commercial bank established under the Bank Company Act, 1991, and incorporated as a public company, limited by shares, on 20 May 1999 under the Companies Act, 1994, in Bangladesh, vide RJSC registration no. C37782(2082)/99. The primary objective of the bank is to conduct all kinds of banking businesses. On completion of all legal formalities, the bank commenced its operations on 4th July 2001. BRAC Bank has been listed on the Dhaka Stock Exchange and Chittagong Stock Exchange as a publicly traded company from 28 January 2007 and 24 January 2007, respectively.
Details of Contact Information:	**Address:** Anik Tower, 220/B Tejgaon I/A, Tejgaon Gulshan Link Road, Tejgaon, Dhaka-1208. **Mr. Kazi Raquib-Ul Huq, CFA** Head of Capital Market and Wealth Management Phone: +88 02 988 4292, 885 9202 Ext: 55243 Mobile: +8801730727931 Email: kaziraquibul.huq@bracbank.com
Date Of Incorporation:	Incorporated as a Public Limited Company on 20 May 1999 under the Companies Act, 1994 in Bangladesh.
Date Of Commencement of Business:	The Bank started its operations from 04 July 2001.
Authorized Capital:	5,000,000,000 ordinary shares of BDT 10 each Total amount – BDT 50,000,000,000
Paid-up Capital:	BDT 17,697,121,490
Total Consolidated Equity:	BDT 100,569,690,045
Total Consolidated Liabilities:	BDT 956,153,811,330
Total Consolidated Financial Obligation:	BDT 956,153,811,330

Tareq Refat Ullah Khan
Managing Director & CEO
BRAC Bank PLC.

M Masud Rana, FCA
Additional Managing Director & CFO
BRAC Bank PLC.

Mahbubur Rahman FCS
Company Secretary
BRAC Bank PLC

Syed M Omar Tayub
Managing Director & CEO
Head Office, Dhaka

Total Consolidated Assets:	BDT 1,056,723,501,375
Total Consolidated Tangible Assets:	BDT 14,401,147,192
Consolidated Net Worth:	BDT 100,569,690,045
Date of Audited Accounts Included in the IM:	For the period ended on December 31st 2024.

Particulars of Issue Manager
Not Applicable

Particulars of the Issue	
Name:	BRAC Bank Social Subordinated Bond
Type of Instrument:	Unsecured, Non-Convertible, Fully Redeemable, Coupon Bearing, Floating Rate, Social Subordinated Bond
Purpose of Issue:	To strengthen BRAC Bank PLC.'s capital base (Tier–II Regulatory Capital Raising) in line with the Basel-III framework and to support its commitment to social development.
Number of Securities & Total Size of the Issue Offered:	10,000 bonds, totaling BDT 10,000,000,000
Face value and issue price of securities mentioning discount or premium thereof:	Face value: BDT 10,000,000,000 (Total Issue) Issue Size: Same as Face Value (At Par)
Number of Tranches:	Bond will be issued in multiple tranches throughout the subscription period.
Coupon Rate or Rate of Profit or Discount Rate and Yield to Maturity (YTM):	**Reference Rate + Coupon Margin** **Reference Rate:** Latest average of the highest 6-months' FDR rate of all private commercial banks (PCBs), excluding 4th and 5th Generation Banks, Islamic Banks and Foreign Banks, published by Bangladesh Bank in its website at the beginning of any Coupon Period. **Coupon Margin:** 2.50% p.a.

Tareq Refatullah Khan
Managing Director & CEO
BRAC Bank PLC.

M Masud Hana FCA
Additional Managing Director & CFO
BRAC Bank PLC.

M Mahbubur Rahman FCS
Company Secretary
BRAC Bank PLC

Syed M Omar Tayub
Managing Director & CEO
Prime Bank Investment PLC
Head Office, Dhaka

Tenor or Maturity:	Up to 7 years from each respective Issue Date. *In case a bond is subscribed on a Re-issue Date then the tenor for those Bonds shall be calculated from immediate past Issue Date.
Details of conversion/exchange option features:	Not applicable
Mode of redemption or conversion/exchange:	Not applicable
Mode of option (call or put), if any, in case of redemption or conversion/exchange and discount or premium thereof:	Not applicable
Rate of Return:	Reference Rate + 2.50% Margin
Applicable tax rate:	As per the tax law of People's Republic of Bangladesh
Default protection mechanism (details of credit enhancement arrangement/agreement, redemption reserve, sinking fund etc.), if any:	Not Applicable
Type of collateral securities being offered, if any:	Unsecured
Status of securities holders in case of priority of payment:	The Claims of the Investors/Bondholders shall: a) be superior to the claims of investors in equity shares; b) be subordinated to the claims of depositors and general creditors of the bank; c) pari-passu without preference amongst themselves and other unsecured debt instruments classifying as Tier 2 in terms of Basel III guidelines whether currently outstanding or issued at any time in the future.; and d) neither be secured nor covered by a guarantee of the Issuer nor related entity or other arrangement that legally or economically

Tareq Refat Ullah Khan
Managing Director & CEO
BRAC Bank PLC.

M Masud Hasana FCA
Additional Managing Director & CFO
BRAC Bank PLC.

A.M. Mahbubur Rahman FCS
Company Secretary
BRAC Bank PLC

Syed M Omar Tayub
Managing Director & CEO
Private Bank Investment L
Head Office, Dhaka

	enhances the seniority of the claim bank creditors. Tier 1 Capital and Tier 2 Capital shall have the meaning ascribed to such terms in the Basel III Guidelines.
Period within which securities to be issued:	Within 6 (six) months of regulatory approval in Single or multiple tranches as per the guidance of BSEC.
Nature of tradability or listing in the stock exchange(s) (Main Board / ATB /any other platform, mentioning the name of the stock exchange):	Will be listed in the Alternate Trading Board (ATB)
Others:	Not Applicable

Particulars of Trustee	
Name:	Prime Investments Limited
Paid Up Capital:	BDT 3,000,000,000 [as of 31st December 2024]
Net Worth:	BDT 3,197,139,235 [as of 31st December 2024]
Name Of Issue(s) Where Performing as Trustee:	a. North-West Power Generation Company Limited b. Aamra Networks Limited, c. Midland Bank Limited d. City Auto Rice and Dal Mills Limited e. UCB Bank Limited f. Navana Pharmaceuticals PLC.
Others:	Not Applicable

Particulars of Credit Rating Agency	
Name:	Credit Rating Agency of Bangladesh (CRAB)
Credit Rating Status of The Issuer:	Long Term: AAA Short Term: ST-1 Outlook: Stable Agency: CRAB

Tareq Refat Ullah Khan
Managing Director & CEO
BRAC Bank PLC.

M Masud Hasana FCA
Additional Managing Director & CFO
BRAC Bank PLC.

M Mahbubur Rahman FCS
Company Secretary
BRAC Bank PLC

Syed M Omar Tayub
Managing Director & CFO
Prime Bank Investment Limited
Head Office, Dhaka

Credit Rating Status of The Issue:	Long Term: AA_1(Hyb) Outlook: Stable Agency: Credit Rating Agency of Bangladesh (CRAB)
Date And Validity of Rating Along with Surveillance Rating for The Issuer or Originator and For the Issue:	For the Issuer (CRAB): Date of Rating: 21 May, 2025 Valid Till: 30 June, 2026 For the Issue (CRAB): Date of Rating: 24 June, 2025 Valid Till: 23 December, 2025
Latest Default Rate of The Credit Rating Company:	1-Year Default Rate – 0.00% 3-Year Cumulative Default Rate (CDR) – 0.00%
Average Time to Default of The Rated Category:	No default in this category
Rating Trigger, If Any	If the credit rating of the Issue falls below the minimum investment grade i.e., "BBB" in the long term or "ST-3" in the short term, then BRAC Bank PLC. shall pay an additional fee on top of the stipulated Coupon Rate as a Risk Premium as mentioned in the below table:
Others:	Not Applicable

Issue Rating	Risk Premium to be Added
BB	0.25%
B	0.50%
C	0.75%
D	1.00%

Particulars of Originators
Not Applicable

Particulars of other Contractual Parties	
Name of the Mandated Lead Arranger (MLA)	BRAC EPL Investments Limited
Legal status of the Mandated Lead Arranger	Private Limited Company
Details of Contact Information of the MLA:	**Anup Datta** Head of Corporate Advisory

Tareq Refatullah Khan
Managing Director & CEO
BRAC Bank PLC.

M Masud Hasana FCA
Additional Managing Director & CFO
BRAC Bank PLC.

M Mahbubur Rahman FCS
Company Secretary
BRAC Bank PLC

Syed M Omar Tayub
Managing Director & CEO
Prime Bank Investment PLC
Head Office, Dhaka

	Investment Banking Department Mobile: +880 1755 6317 24 E-mail: anup.datta@bracepl.com
Legal Advisor	Humayra Noor LL.B. (Hons) (University of London), L.L.M (EU), M.S.S (University of Dhaka) Advocate, Supreme Court of Bangladesh Senior Associate, Farooq & Associates Phone: +8801707072179 Email: humayra@farooqandassociates.com
Depository	Central Depository Bangladesh Limited (CDBL)
Registrar, Paying Agent, Transfer Agent	N/A
Others	Not applicable

Tareq Refat Ullah Khan
Managing Director & CEO
BRAC Bank PLC.

M Mashi Rana FCA
Additional Managing Director & CFO
BRAC Bank PLC.

M Mahbubur Rahman FCS
Company Secretary
BRAC Bank PLC

Syed M Omar Tayub
Managing Director & CEO
BRAC Bank Investment PLC
Head Office, Dhaka

3. DETAILS OF UTILIZATION OF PROCEEDS

3.1 Purpose of Issuance of BRAC Bank Social Subordinated Bond

The purpose of this Social Subordinated Bond is twofold. Firstly, the proceeds will enhance our Tier 2 capital base, strengthening the bank's financial resilience in accordance with the Basel III requirements set by the Bangladesh Bank. Secondly, it will raise funds to finance or refinance projects with significant social benefits, directly contributing to the UN Sustainable Development Goals (SDGs), Bangladesh Vision 2041, and the country's Nationally Determined Contributions (NDCs). This issuance aligns with the best practices of the International Capital Market Association's (ICMA) Social Bond Principles.

3.2 Plan Regarding Use of Proceeds from the BRAC Bank Social Subordinated Bond

An amount equivalent to the net proceeds from this bond will be allocated to finance or refinance, in whole or in part, new or existing Eligible Social Projects ("Eligible Projects") especially in the projects generating the following social benefits. The bank intends to tentatively allocate the proceeds of the bond in the following Social Categories:

- Employment generation & CMSME financing - 79%
- Socioeconomic advancement and Empowerment - 7%
- Food security - 3%
- Affordable housing - 1%
- Access to essential services/public health infrastructure projects - 10%

Of the total proceeds, a minimum of 70% will be allocated to future projects, while the remaining (maximum 30%) will be used to refinance past disbursements within the look-back period.

Until the full allocation of an amount equivalent to the net proceeds from any Social Bond to Eligible Investments, the unallocated proceeds may be temporarily held in cash, cash equivalents, or other liquid instruments (such as Treasury Bill/Bond), at BRAC Bank's discretion.

3.3 Impact and Allocation of Proceeds Reporting

BRAC Bank will prepare and publish an annual Allocation and Impact Report for BRAC Bank Social Subordinated Bond until completion of full allocation. In case of any material development the bank will publish the updated report. The report will be made available on the Investor Relations section of the BRAC Bank website. The post-issuance review of the management of proceed will be verified by an external top-rated auditor (e.g. KPMG, ACNABIN Chartered Accountants, Hoda Vasi Chowdhury & Co, A. Qasem & Co etc.) or other qualified third party.

Further details are available in BRAC Bank's Social Bond Framework.

Tareq Refat Ullah Khan
Managing Director & CEO
BRAC Bank PLC.

M Masud Rana FCA
Additional Managing Director & CFO
BRAC Bank PLC.

M Mahbubur Rahman FCS
Company Secretary
BRAC Bank PLC

Syed M Omar Tayub
Managing Director & CEO
Head Office, Dhaka

4. FEATURES OF DEBT SECURITY TO BE ISSUED

Issuer:	**BRAC Bank PLC. ("BBPLC.")**
The Issue:	BRAC Bank Social Subordinated Bond
Lead Arranger:	BRAC EPL Investments Limited (BEIL) and also referred to as the "LA" or Arranger.
Arrangement Basis:	Best Efforts/Non-Underwritten.
Purpose:	To strengthen BRAC Bank PLC.'s capital base (Tier–II Regulatory Capital Raising) in line with the Basel-III framework and to support its commitment to social development.
Investors:	Banks, Financial Institutions, Insurance Companies, Corporates, Mutual Funds, Provident & Gratuity Funds, MFIs, Trust Fund, Co-operative Societies, Individuals and any other eligible investors.
Currency:	Bangladesh Taka (BDT)
Issue Size:	BDT 10,000,000,000
Trustee:	Prime Bank Investment Limited
Face Value of Each Bond:	BDT 1,000,000 (One Million)
Total Bonds:	10,000
Minimum Application Amount:	BDT 1,000,000 (One Million)
Issue Price of Each Bonds:	100% at face value/par.
Tenor:	Up to 7 years from each respective Issue Date. *In case a bond is subscribed on a Re-issue Date then the tenor for those Bonds shall be calculated from immediate past Issue Date.
Nature of Instrument:	Unsecured, Non-Convertible, Fully Redeemable, Coupon Bearing, Floating Rate, Social Subordinated Bond
Feature:	Fully Redeemable
Rating Agency	Credit Rating Agency of Bangladesh (CRAB)
Credit Rating:	**Issuer:** Long Term: AAA Short Term: ST-1 Outlook: Stable Validity: 30 June, 2026 Rating agency: Credit Rating Agency of Bangladesh Limited (CRAB) **Issue:** Long Term: AA_1(HyB) Outlook: Stable Validity: 23 December, 2025 Rating agency: Credit Rating Agency of Bangladesh Limited (CRAB)
Form:	Registered

Tareq Refat Ullah Khan
Managing Director & CEO
BRAC Bank PLC.

M Masud Rana FCA
Additional Managing Director & CFO
BRAC Bank PLC.

M Mahbubur Rahman FCS
Company Secretary
BRAC Bank PLC

Syed M Omar Tayub
Managing Director & CFO
Prime Bank Investment PLC
Head Office, Dhaka

Issue Date(s):	The bond will be issued on multiple Issue Date(s). Provided that, the bonds may be subscribed on multiple Re-issue Date(s) under each Issue Date. The bonds subscribed on Re-issue Date(s) will carry the same Coupon Rate and maturity dates as of the immediate past Issue Date.
Re-issue Date:	Re-issue Date means the date(s) when the Bond(s) are issue by the Issuer in favour of the respective Bondholders in between the timeline of an Issue Date and Subsequent Issue Date.
Coupon Payment:	Semi-annual coupon payment based on the Issue Date of the bond. However, the first coupon payment for bonds subscribed on Re-issue Date(s) may be received for less than 6-month depending on the date of subscription of the bond from the immediate past Issue Date.
Redemption Schedule:	The bond will be redeemed at par with 5 equal annual instalments starting from end of the 3rd year and each 12 months from thereafter from the Issue Date(s) as per the following table:

Years	Repayment (BDT)	Outstanding Balance
End of 1st year	-	10,000,000,000
End of 2nd year	-	10,000,000,000
End of 3rd year	2,000,000,000	8,000,000,000
End of 4th year	2,000,000,000	6,000,000,000
End of 5th year	2,000,000,000	4,000,000,000
End of 6th year	2,000,000,000	2,000,000,000
End of 7th year	2,000,000,000	-

Listing:	The bond shall be listed on the Alternative Trading Board (ATB).
Over Subscription:	In event of this issue of the bond being oversubscribed, the allotment will be a first come first serve basis.
Under Subscription:	Any under-subscribed portion will be re-offered for fresh subscription depending on prevailing market conditions.
Applicable Bangladesh Bank Guidelines:	The Bonds are being made in pursuance of "Guidelines on Risk Based Capital Adequacy (Revised Regulatory Capital Framework for banks in line with Basel III)" on Basel III capital regulations issued by Bangladesh Bank vide BRPD Circular No- 18 dated December 21, 2014 (herein after Basel III Regulations/ Basel III Guidelines/ Bangladesh Bank RBCA Guidelines-2014) covering criteria for inclusion of instruments in Regulatory Capital (Specific Eligibility Criteria for Subordinated Debt to Qualify as Tier 2 Capital stated in ANNEX-4 of Bangladesh Bank RBCA Guidelines-2014). The issue of Bonds and terms and conditions of the Bonds will be subject to the applicable guidelines/orders /rules/circulars issued by Bangladesh Bank and Bangladesh Securities and Exchange Commission from time to time.

Tareq Refat Ullah Khan
Managing Director & CEO
BRAC Bank PLC.

M Masud Hana FCA
Additional Managing Director & CEO
BRAC Bank PLC.

M Mahbubur Rahman FCS
Company Secretary
BRAC Bank PLC

Syed M Omar Tayub
Managing Director & CFO
Prime Bank Investment PLC
Head Office, Dhaka

Regulatory Approval:	Upon approval from the Bangladesh Securities and Exchange Commission and No-Objection Certificate from Bangladesh Bank, the Issuer will issue the Bonds
Validity of the Consent (to be issued by BSEC:	The consent for issuance of securities under private offer shall remain valid for 06 (six) months from the date of consent or for such a period as determined by the BSEC in the consent letter.
Compliance:	The bond indenture to be aligned, where applicable, for compliance with Guideline of Risk Based Capital Adequacy" issued by Bangladesh Bank (BB). Rules & Regulations of Bangladesh Securities & Exchange Commission (BSEC) and applicable Laws of the land.
Conditions Precedent:	In form and substance satisfactory to the MLA including without limitation: (i) due diligence having been conducted and completed, (ii) documentation for Financing and appropriate business description disclosure in the offering circular, (iii)receipt by the MLA of appropriate legal opinions from external counsel, (iv) the Issuer having obtained all relevant approvals for Financing
Trustee Authority:	At any time after the Bonds have become due and repayable, the Trustee may, and without further notice in writing, take such proceedings against the Issuer as it may think fit to enforce repayment of the Bonds and to enforce the provisions of the Trust Deed, but it will not be bound to take any such proceedings unless (a) it shall have been so requested in writing by the holders of not less than $66^{2/3}$ per cent. in principal amount of the Bonds then outstanding or shall have been so directed by an Extraordinary Resolution of the Bondholders and (b) it shall have been indemnified and/or secured to its satisfaction. No Bondholder will be entitled to proceed directly against the Issuer unless the Trustee, having become bound to do so, fails to do so within a reasonable period and such failure shall be continuing.
Status of securities holders in case of priority of payment:	The Claims of the Investors/Bondholders shall: (i) be superior to the claims of investors in equity shares; (ii) be subordinated to the claims of depositors and general creditors of the bank; (iii) pari-passu without preference amongst themselves and other unsecured debt instruments classifying as Tier 2 in terms of Basel III guidelines whether currently outstanding or issued at any time in the future.; and (iv) neither be secured nor covered by a guarantee of the Issuer nor related entity or other arrangement that legally or economically enhances the seniority of the claim bank creditors. Tier 1 Capital and Tier 2 Capital shall have the meaning ascribed to such terms in the Basel III Guidelines.
Mode of Placement:	Private Placement
Security:	Unsecured
Rating Trigger:	If the credit rating of the Issue falls below the minimum investment grade i.e., "BBB" in the long term or "ST-3" in the short term, then BRAC Bank PLC shall pay an additional fee on top of the

Tareq Refat Ullah Khan
Managing Director & CEO
BRAC Bank PLC.

M Masud Hasana FCA
Additional Managing Director & CFO
BRAC Bank PLC.

M Mahbubur Rahman FCS
Company Secretary
BRAC Bank PLC

Syed M Omar Tayub
Managing Director & CEO
Prime Bank Investment PLC
Head Office, Dhaka

	stipulated Coupon Rate as a Risk Premium as mentioned in the below table: **Issue Rating** / **Risk Premium to be Added** BB: 0.25% B: 0.50% C: 0.75% D: 1.00%
Documentation:	Will include but not limited to: • Term Sheet • Trust Deed • Subscription Agreement • Any other documentation related to the transaction Customary Capital Market documentation including force majeure, negative pledge, cross default and indemnity provisions.
Legal Counsel:	Farooq and Associates
Governing Law:	The Laws of The People's Republic of Bangladesh
Expected Cost Related to the Issue	BDT 58,898,500

Rate of Return, Yield to Maturity, Coupon/Discount Rate

Reference Rate + Coupon Margin

Reference Rate: Latest average of the **highest** 6-months' FDR rate of all private commercial banks (PCBs) (excluding 4th and 5th generation Banks, Islamic Banks and Foreign Banks) published by Bangladesh Bank in its website at the beginning of any coupon period.

Coupon Margin: 2.50% p.a.

Coupon Rage: No range

Transferability/Liquidity

Transfer and transmission of the Bonds shall be subject to the Depositories Act. '1999, the rules made thereunder, the byelaws, rules and regulations of the Depositories as amended from time to time.

Prepayment, Call, Refunding, Conversion or Exchange option

Not applicable

Early Redemption

Not applicable

Late redemption

Incremental charge at the rate of 2% per annum payable by the Issuer to the Bondholders above the amount to be paid by the Issuer to the Bondholders on the Redemption date for failure of the Issuer to make payment to the Bondholders on the Redemption date.

Tareq Refat Ullah Khan
Managing Director & CEO
BRAC Bank PLC.

M Masud Rana FCA
Additional Managing Director & CFO
BRAC Bank PLC.

A.N.M. Habibur Rahman FCS
Company Secretary
BRAC Bank PLC

Syed M Omar Tayub
Managing Director & CFO
Head Office, Dhaka

Tax Features

As per the tax law of People's Republic of Bangladesh

Repayment schedule

To be redeemed at par in 5 equal annual instalments starting from end of 3rd year and each 12 months from thereafter from the Issue Date(s) as per following table:

Years	Repayment (BDT)	Outstanding Balance
1	-	10,000,000,000
2	-	10,000,000,000
3	2,000,000,000	8,000,000,000
4	2,000,000,000	6,000,000,000
5	2,000,000,000	4,000,000,000
6	2,000,000,000	2,000,000,000
7	2,000,000,000	-

Call or put option, and premium or discount thereof, if any

Not applicable

Credit enhancement or guarantee, if any

Not applicable

Enforcement of charges over securities

Legal Proceedings

The Trustee may at any time, at its discretion and without further notice, institute such proceedings against the Issuer as it may think fit to recover any amounts due in respect of the Bonds which are unpaid or to enforce any of its rights under this Trust Deed or the Conditions but it shall not be bound to take any such proceedings unless (a) it shall have been so directed by an Extraordinary Resolution or a Written Resolution and (b) it shall have been indemnified and/or secured to its satisfaction against all liabilities, proceedings, claims and demands to which it may thereby become liable and all costs, charges and expenses which may be incurred by it in connection therewith and provided that the Trustee shall not be held liable for the consequence of taking any such action and may take such action without having regard to the effect of such action on individual Bondholders. Only the Trustee may enforce the provisions of the Bonds or this Trust Deed and no Bondholder shall be entitled to proceed directly against the Issuer unless the Trustee, having become bound so to proceed, fails to do so within a reasonable time and such failure is continuing.

Notwithstanding whatsoever contained to the contrary herein, in the event of default, the procedure to be undertaken by the Trustee as envisaged shall be initiated only after compliance with all or any prevailing laws, notification, guidelines, directives etc. both statutory and authoritative, as applicable to the Issuer.

Evidence of Default

If the Trustee (or any Bondholder where entitled under this Trust Deed so to do) makes any claim, institutes any legal proceeding or lodges any proof in a winding up or insolvency of the Issuer under this Trust Deed or under the Bonds, proof therein that: as regards any specified Bond the Issuer has made default in paying any principal due

Tareq Refat Ullah Khan
Managing Director & CEO
BRAC Bank PLC.

M Masood Reza FCA
Additional Managing Director &
BRAC Bank PLC.

M Mahbubur Rahman FCS
Company Secretary
BRAC Bank PLC

Syed M Omar Tayub
Managing Director & CFO
Prime Bank Investment Ltd.
Head Office, Dhaka

in respect of such Bond shall (unless the contrary be proved) be sufficient evidence that the Issuer has made the like default as regards all other Bonds in respect of which a corresponding payment is then due and for the purposes of the above a payment shall be a "corresponding" payment notwithstanding that it is due in respect of a Bond of a different denomination from that in respect of the above specified Bond.

Distribution and Selling Strategy

The bank will raise funds through private placement. To support investor outreach and enhance financial literacy, the bank will launch comprehensive awareness campaigns using social media, digital and print media, telemarketing, and, etc.

Following this, the bank will leverage its corporate and retail distribution channels to identify and onboard eligible investors which will ensure broad participation and efficient private placement.

Tareq Refat Ullah Khan
Managing Director & CEO
BRAC Bank PLC.

M Masud Rana FCA
Additional Managing Director & CFO
BRAC Bank PLC.

M Mabbubur Rahman FCS
Company Secretary
BRAC Bank PLC

Syed M Omar Tayub
Managing Director & CFO
Head Office, Dhaka

5. DESCRIPTION OF COLLATERAL SECURITY & TYPE OF CHARGES TO BE CREATED AGAINST ISSUE

The Bonds to be issued are unsecured in nature, and hence no collateral securities or guarantees are to be charged with Trustee of this Bond.

Tareq Refat Ullah Khan
Managing Director & CEO
BRAC Bank PLC.

M Masud Rana FCA
Additional Managing Director & CFO
BRAC Bank PLC.

M Mahbubur Rahman FCS
Company Secretary
BRAC Bank PLC

Syed M Omar Tayub
Managing Director & CFO
BRAC Bank Investment PLC
Head Office, Dhaka

6. RIGHTS & OBLIGATIONS OF THE ISSUER

Covenant to Repay

The Issuer covenants with the Trustee that it will, as and when the Bonds or any of them become due to be redeemed or any principal on the Bonds or any of them becomes due to be repaid in accordance with the Conditions, unconditionally pay or procure to be paid to or to the order of the Trustee in Bangladesh Taka in Dhaka in immediately available freely transferable funds the principal amount of the Bonds or any of them becoming due for redemption or repayment on that date and shall (subject to the provisions of the Conditions) until all such payments (both before and after judgment or other order) are duly made unconditionally pay or procure to be paid to or to the order of the Trustee as aforesaid on the dates provided for in the Conditions- Coupon on the principal amount of the Bonds or any of them outstanding from time to time as set out in the Conditions provided that:

- every payment of principal or Coupon in respect of the Bonds or any of them made to or to the account of the Bondholders shall satisfy, to the extent of such payment;
- if any payment of principal or Coupon in respect of the Bonds or any of them is made after the due date, payment shall be deemed not to have been made until either the full amount is paid to the Bondholders or, if earlier, the[seventh day] after notice has been given to the Bondholders in accordance with the Conditions that the full amount has been received by the Trustee to the extent that there is failure in the subsequent payment to the Bondholders under the Conditions; and
- in any case where payment of the whole or any part of the principal amount due in respect of any Bond is improperly withheld or refused penalty shall accrue at applicable rate of 2% p.a. for the Bond on the whole or such part of such principal amount from the date of such withholding or refusal until the date either on which such principal amount due is paid to the Bondholders or, if earlier, the seventh day after which notice is given to the Bondholders in accordance with the Conditions that the full amount payable in respect of the said principal amount is available for collection by the Bondholders provided that on further due presentation thereof such payment is in fact made.

The Trustee will hold the benefit of this covenant and the covenants in Clause 12.3 (Covenant to comply with Trust Deed, Conditions and Schedules and applicable law) and Clause 12.4 (Covenants by the Issuer) on trust for the Bondholders.

Following an Event of Default

At any time after any Event of Default shall have occurred, the Trustee may:

by notice in writing to the Issuer, require it to make all subsequent payments in respect of Bonds to or to the order of the Trustee and with effect from the issue of any such notice until such notice is withdrawn, sub-clause 12.1.1of Clause 12.1 (Covenant to Repay) and (so far as it concerns payments by the Issuer) Clause 21.2 (Payment to Bondholders) shall cease to have effect.

Tareq Refat Ullah Khan
Managing Director & CEO
BRAC Bank PLC.

M Masud Rana FCA
Additional Managing Director & CFO
BRAC Bank PLC.

M Mahbubur Rahman FCS
Company Secretary
BRAC Bank PLC

Syed M Omar Tayub
Managing Director & CEO
BRAC Bank Investment PLC
Head Office, Dhaka

Covenant to comply with Trust Deed, conditions, Schedules and applicable law

- The Issuer hereby covenants with the Trustee to comply with, perform and observe all those provisions of this Trust Deed, the Conditions (including, without limitation, Condition 5 (Covenants)) and the other Schedules which are expressed to be binding on it and to perform and observe the same. The Bonds are subject to the provisions contained in this Trust Deed, all of which shall be binding upon the Issuer and the Bondholders and all persons claiming through or under them respectively. The Bondholders and all persons claiming under or through them respectively will also be entitled to the benefit of, and will be bound by, this Trust Deed and the other Bond Documents and will be deemed to have notice of all of the provisions of the Bond Documents applicable to them.
- The Issuer hereby covenants with the Trustee to comply with, perform and observe all those provisions of the applicable law including but is not limited to Bangladesh Securities and Exchange Commission (Debt Securities) Rules, 2021. The Issuer agrees that Bondholders and all persons claiming under or through them respectively will also be entitled to the benefit of, and will be bound by, the applicable law and will be deemed to have notice of all of the provisions of the applicable law applicable to them.
- The Trustee shall itself be entitled to enforce the obligations of the Issuer under the Bonds and the Conditions and the applicable law as if the same were set out and contained in this Trust Deed which shall be read and construed as one document with the Bonds.

Covenants by the Issuer

The Issuer hereby covenants with the Trustee that, so long as any of the Bonds remain outstanding, it will:

Books of account

At all times keep and procure that all its Subsidiaries keep such books of account as may be necessary to comply with all applicable laws and so as to enable the financial statements of the Issuer to be prepared and allow, subject to confidentiality obligations under applicable law, the Trustee and any person appointed by it free access to the same at all reasonable times and to discuss the same with responsible officers of the Issuer;

Event of Default

Give notice in writing to the Trustee forthwith upon becoming aware of any Event of Default and without waiting for the Trustee to take any further action;

Corporate Governance

Comply (and shall ensure that each member of the Group will) in all material respects with the corporate governance guidelines set out by the Bangladesh Bank and the BSEC.

Information

Tareq Refat Ullah Khan
Managing Director & CEO
BRAC Bank PLC.

M Masud Rana FCA
Additional Managing Director & CFO
BRAC Bank PLC.

M Mahbubur Rahman FCS
Company Secretary
BRAC Bank PLC

Syed M Omar Tayub
Managing Director & CFO
Prime Bank Investment PLC
Head Office, Dhaka

So far as permitted by applicable law, at all times give to the Trustee such information, opinions, certificates and other evidence as it shall require and in such form as it shall require in relation to Issuer for the performance of its obligations under the Bond Documents;

Execution of further Documents

So far as permitted by applicable law, at all times execute all such further documents and do all such further acts and things as may be necessary at any time or times in the opinion of the Trustee to give effect to the provisions of this Trust Deed;

Notices to Bondholders

Send or procure to be sent to the Trustee not less than 5 (five) business days prior to the date of publication, one copy of each notice to be given to the Bondholders in accordance with the Conditions and, upon publication, send to the Trustee two copies of such notice;

Notification of non-payment

Notify the Trustee forthwith in the event that it does not, on or before the due date for payment in respect of the Bonds or any of them, pay unconditionally the full amount in the relevant currency of the moneys payable on such due date on all such Bonds;

Notification of late payment

In the event of the unconditional payment to the Trustee of any sum due in respect of the Bonds or any of them being made after the due date for payment thereof, forthwith give notice to the Bondholders that such payment has been made;

Notification of redemption or repayment

14 (Fourteen) days prior to the Redemption Dates or purchase in respect of any Bond, give to the Trustee notice in writing of the amount of such redemption or purchase pursuant to the Conditions and duly proceed to redeem or purchase such Bonds accordingly;

Authorized Signatories

Upon the execution hereof and thereafter forthwith upon any change of the same, deliver to the Trustee a list of the Authorized Signatories of the Issuer, together with certified specimen signatures of the same; and

Payments

Pay moneys payable by it to the Trustee hereunder without set off, counterclaim, deduction or withholding, unless otherwise compelled by law and in the event of any deduction or withholding compelled by law will pay such additional amount as will result in the payment to the Trustee of the amount which would otherwise have been payable by it to the Trustee hereunder.

Risk Premium

In case where the credit rating of the Issue falls below the minimum investment grade i.e. "BBB" in the long term or "ST-3" in the short term, the Issuer shall pay an additional interest on top of the stipulated Coupon Rate as a Risk Premium as mentioned in the below table:

Tareq Refat Ullah Khan
Managing Director & CEO
BRAC Bank PLC.

M Masud Rana FCA
Additional Managing Director & CFO
BRAC Bank PLC.

M Mahbubur Rahman FCS
Company Secretary
BRAC Bank PLC

Syed M Omar Tayub
Managing Director & CEO
Prime Bank Investment PLC
Head Office, Dhaka

Issue Rating	Risk Premium to be Added
BB	0.25%
B	0.50%
C	0.75%
D	1.00%

Tareq Refat Ullah Khan
Managing Director & CEO
BRAC Bank PLC.

M Masud Rana FCA
Additional Managing Director & CFO
BRAC Bank PLC.

M Mahbubur Rahman FCS
Company Secretary
BRAC Bank PLC

Syed M Omar Tayub
Managing Director & CEO
Prime Bank Investment PLC
Head Office, Dhaka

7. RIGHTS, DUTIES & OBLIGATIONS OF THE TRUSTEE

Trustee's Rights:

- **Applicable Law**: Notwithstanding anything contained in this Trust Deed the Trustee shall have all such rights and powers granted to it under the applicable law including but is not limited to the Rules.
- **Advice:** The Trustee may in relation to this Trust Deed act on the opinion or advice of or a certificate or any information obtained from any lawyer, banker, valuer, surveyor, broker, auctioneer, accountant or other expert (whether obtained by the Trustee, the Issuer, or any Subsidiary) and which advice or opinion may be provided on such terms (including as to limitations on liability) as the Trustee may consider in its sole discretion to be consistent with prevailing market practice with regard to advice or opinions of that nature and shall not be responsible for any Liability occasioned by so acting; any such opinion, advice, certificate or information may be sent or obtained by letter, telegram, telex, cablegram or facsimile transmission;
- **Resolution or direction of Bondholders**: the Trustee shall not be responsible for acting upon any resolution purporting to be a Written Resolution or to have been passed at any meeting of the Bondholders in respect whereof minutes have been made and signed or a direction of a specified percentage of Bondholders, even though it may subsequently be found that there was some defect in the constitution of the meeting or the passing of the resolution or the making of the directions or that for any reason the resolution purporting to be a Written Resolution or to have been passed at any Meeting or the making of the directions was not valid or binding upon the Bondholders;
- **Trustee not responsible for investigations**: save as otherwise provided by applicable law, the Trustee shall not be responsible for, or for investigating any matter which is the subject of, any recital, statement, representation, warranty or covenant of any person contained in this Trust Deed, the Bonds, or any other agreement or document relating to the transactions herein or therein contemplated or for the execution, legality, effectiveness, adequacy, genuineness, validity, enforceability or admissibility in evidence thereof;
- **Entry on the Register:** the Trustee shall not be liable to the Issuer or any Bondholder by reason of having accepted as valid or not having rejected any entry on the Register later found to be forged or not authentic and can assume for all purposes in relation hereto that any entry on the Register is correct;
- **Events of Default:** save as otherwise provided by applicable law, until it shall have actual knowledge or express notice to the contrary, the Trustee shall be entitled to assume that no such Event of Default has happened and that the Issuer is observing and performing all the obligations on its part contained in the Bonds and under this Trust Deed and no event has happened as a consequence of which any of the Bonds may become repayable; and
- **Right to Deduct or Withhold:** notwithstanding anything contained in this Trust Deed, to the extent required by any applicable law, if the Trustee is or will be required to make any deduction or withholding from any distribution or

Tareq Refat Ullah Khan
Managing Director & CEO
BRAC Bank PLC.

M Mahbubur Rahman FCS
Company Secretary
BRAC Bank PLC

M Mashiur Rahman
Additional Managing Director & CFO
BRAC Bank PLC.

Syed M Nasir Tayub
Managing Director & CEO
BRAC Bank PLC
Head Office, Dhaka

payment made by it hereunder or if the Trustee is or will be otherwise charged to, or is or may become liable to, tax as a consequence of performing its duties hereunder whether as principal, agent or otherwise, and whether by reason of any assessment, prospective assessment or other imposition of liability to taxation of whatsoever nature and whenever made upon the Trustee, and whether in connection with or arising from any sums received or distributed by it or to which it may be entitled under this Trust Deed (other than in connection with its remuneration as provided for herein) or any investments or deposits from time to time representing the same, including any income or gains arising therefrom or any action of the Trustee in connection with the trusts of this Trust Deed (other than the remuneration herein specified) or otherwise, then the Trustee shall be entitled to make such deduction or withholding or, as the case may be, to retain out of sums received by it an amount sufficient to discharge any liability to tax which relates to sums so received or distributed or to discharge any such other liability of the Trustee to tax from the funds held by the Trustee upon the trusts of this Trust Deed.

- **Liability**: The Trustee shall not be liable to any person for any matter or thing done or omitted in any way in connection with or in relation to this Trust Deed or the Bonds save in relation to its own gross negligence, willful default or fraud. This Clause 6.1.8 shall survive the termination or expiry of this Trust Deed or the removal or termination of the Trustee.

- **Force Majeure:** The Trustee shall not be liable for any failure or delay in the performance of its obligations under this Trust Deed or any other Bond Document because of circumstances beyond such Trustee's control, including, without limitation, acts of God, flood, war (whether declared or undeclared), terrorism, fire, riot, embargo, labor disputes, any laws, ordinances, regulations or the like which restrict or prohibit the performance of the obligations contemplated by this Trust Deed or any other Bond Document, inability to obtain or the failure of equipment, or interruption of communications or computer facilities, and other causes beyond such Trustee's control whether or not of the same class or kind as specifically named above. However, the Trustee shall use commercially reasonable efforts consistent with accepted practice in its industry to resume performance as soon as practicable under the circumstances.

- **Immunities:** The Trustee's immunities and protections from liability and its right to indemnification in connection with the performance of its duties under this Trust Deed shall extend to the Trustee's officers, directors and employees. Such immunities and protections and right to indemnification, together with the Trustee's right to compensation, shall survive the Trustee's resignation or removal, the defeasance or discharge of this Trust Deed and final payment of the Bonds. The Issuer acknowledges that in any proceedings taken in relation to this Trust Deed, it will not be entitled to claim for itself or any of its assets immunity from suit, execution, attachment or other legal process.

- **Professional charges:** any trustee being a banker, lawyer, broker or other person engaged in any profession or business shall be entitled to charge and be paid all usual professional and other charges for business transacted and

Tareq Refat Ullah Khan
Managing Director & CEO
BRAC Bank PLC.

M Masud Hana FCA
Additional Managing Director
BRAC Bank PLC.

M Mahbubur Rahman FCS
Company Secretary
BRAC Bank PLC

Syed Omar Tayub
Managing Director & CEO
Prime Bank Investment PLC
Head Office, Dhaka

acts done by him or his partner or firm on matters arising in connection with the trusts of this Trust Deed and also his properly incurred charges in addition to disbursements for all other work and business done and all time spent by him or his partner or firm on matters arising in connection with this Trust Deed, in each case as agreed pursuant to the Fee Letter (including matters which might or should have been attended to in person by a trustee not being a banker, lawyer, broker or other professional person);

- **Expenditure by the Trustee**: nothing contained in this Trust Deed shall require the Trustee to expend or risk its own funds or otherwise incur any financial liability in the performance of its duties or the exercise of any right, power, authority or discretion hereunder if it has grounds for believing the repayment of such funds or adequate indemnity against, or security for, such risk or liability is not reasonably assured to it; and
- **Trustee may enter into financial transactions with the Issuer:** no Trustee and no director or officer of any corporation being a Trustee hereof shall by reason of the fiduciary position of such Trustee be in any way precluded from making any contracts or entering into any transactions in the ordinary course of business with the Issuer or any Subsidiary, or any person or body corporate directly or indirectly associated with the Issuer or any Subsidiary, or from accepting the trusteeship of any other debenture stock, debentures or securities of the Issuer or any Subsidiary or any person or body corporate directly or indirectly associated with the Issuer or any Subsidiary, and neither the Trustee nor any such director or officer shall be accountable to the Bondholders or the Issuer or any Subsidiary, or any person or body corporate directly or indirectly associated with the Issuer or any Subsidiary, for any Coupon, fees, commissions, discounts or share of brokerage earned, arising or resulting from any such contracts or transactions and the Trustee and any such director or officer shall also be at liberty to retain the same for its or his own benefit.
- **Trustee Liability**: The Trustee shall not be liable to any person for any matter or thing done or omitted in any way in connection with or in relation to this Trust Deed or the Bonds save in relation to its own gross negligence, willful default or fraud.
- **Right to Sue:** The Trustee may sue and may be sued on behalf of the Bondholders.

Trustee's powers and duties

- **Applicable Law:** Notwithstanding anything contained in this Trust Deed the Trustee shall have all such responsibility as set out in the applicable law including but is not limited to the Rules.
- **Act for Bondholders:** Subject to applicable law and terms and conditions of this Trust Deed, the Trustee shall act on behalf and for the exclusive interest of the Bondholders;
- **Monitoring:** Trustee shall ensure that Issuer is observing the applicable law for the Bonds and the terms and conditions of the Bond Documents. As soon as

Tareq Refat Ullah Khan
Managing Director & CEO
BRAC Bank PLC.

M Masud Rana FCS
Additional Managing Director & CFO
BRAC Bank PLC.

M Mahbubur Rahman FCS
Company Secretary
BRAC Bank PLC

Syed M Omar Tayub
Managing Director & CEO
Prime Bank Investment PLC
Head Office, Dhaka

the Trustee is aware of any breach by the Issuer it shall immediately inform the Bondholders and the Issuer of such breach;

- **Report to BSEC:** Trustee shall submit an annual compliance report to the BSEC on the activities of the Issuer including repayment of dues to the Bondholders. When Trustee shall submit such report to the BSEC it shall provide copy to the Issuer and the Bondholders;
- **Grievances of the Bondholders:** Upon receipt of a complaint from the Bondholders Trustee shall take necessary steps for redress of grievances of the Bondholders within one month of the date of receipt of the complaints and he shall keep the BSEC and the Issuer informed about the number, nature and other particulars of the complaints received and the manner in which such complaints have been redressed;
- **Trustee's determination:** The Trustee may determine whether or not a default in the performance or observance by the Issuer of any obligation under the provisions of this Trust Deed or contained in the Bonds is capable of remedy and/or not materially prejudicial to the interest of the Bondholders and if the Trustee shall certify that any such default is, in its opinion, not capable of remedy and/or /or materially prejudicial to the interest of the Bondholders, such certificate shall be conclusive and binding upon the Issuer and the Bondholders;
- **Determination of questions:** the Trustee as between itself and the Bondholders shall have full power to determine all questions and doubts arising in relation to any of the provisions of this Trust Deed and every such determination, whether made upon a question actually raised or implied in the acts or proceedings of the Trustee, shall be conclusive and shall bind the Trustee and the Bondholders;
- **Trustee's discretion:** the Trustee shall (save as expressly otherwise provided herein) as regards all the trusts, powers, authorities and discretions vested in it by this Trust Deed or by operation of law, on reasonable ground have absolute and uncontrolled discretion as to the exercise or non-exercise thereof and the Trustee shall not be responsible for any Liability that may result from the exercise or non-exercise thereof (save as otherwise provided by applicable law) but whenever the Trustee is under the provisions of this Trust Deed bound to act at the request or direction of the Bondholders, the Trustee shall nevertheless not be so bound unless first indemnified and/or provided with security to its satisfaction against all actions, proceedings, claims and demands to which it may render itself liable and all costs, charges, damages, expenses and liabilities which it may incur by so doing;
- **Trustee's consent:** any consent given by the Trustee for the purposes of this Trust Deed may be given on such terms and subject to such conditions (if any) as the Trustee may require;
- **Application of proceeds:** the Trustee shall not be responsible for the receipt or application by the Issuer of the proceeds of the issue of the Subordinated Bonds;

Tareq Refat Ullah Khan
Managing Director & CEO
BRAC Bank PLC.

M Masud Rana FCA
Additional Managing Director & CFO
BRAC Bank PLC.

M Mahbubur Rahman FCS
Company Secretary
BRAC Bank PLC

Syed M Omar Tayub
Managing Director & CFO
Prime Bank Investment PLC
Head Office, Dhaka

- **Error of judgment:** the Trustee shall not be liable for any error of judgment made in good faith applying due diligence and without negligence by any officer or employee of the Trustee assigned by the Trustee to administer its corporate trust matters, save in relation to its own gross negligence, willful default or fraud;
- **Agents:** Subject to the provisions of the Trust Act 1882 and the Rules, the Trustee may, in the conduct of the trusts of this Trust Deed instead of acting personally, employ and pay an agent on any terms, whether or not a lawyer or other professional person, to transact or conduct, or concur in transacting or conducting, any business and to do or concur in doing all acts required to be done by the Trustee (including the receipt and payment of money) with the consent of Issuer and the Trustee shall not be responsible for any loss, liability, expense, demand, cost, claim or proceedings incurred by reason of the misconduct, omission or default on the part of any person appointed by it hereunder or be bound to supervise the proceedings or acts of any such person provided that the Trustee had exercised reasonable care in the appointment of such person;
- **Confidential information:** the Trustee shall not (unless required by law or ordered so to do by a court of competent jurisdiction) be required to disclose to any Bondholder confidential information or other information made available to the Trustee by the Issuer in connection with this Trust Deed and no Bondholder shall be entitled to take any action to obtain from the Trustee any such information.
- **Determination of Coupon Rate:** the Trustee shall determine Coupon Rate in accordance with Conditions of the Bond.
- **Delay in Payment:** In case the delay is approved by the Trustee for a certain period upon any reasonable ground, the Trustee shall ensure repayment of the dues within the approved delay period along with interest for the delay period at a rate of 2% (two percent) per annum above the usual rate of return of the debt instrument;
- **Credit Rating Downgrade:** In case a downgrade of credit rating (i.e. below the rating trigger) of the issue under surveillance rating, the Trustee shall ensure the collection of risk premium from the issuer or originator for the investors as per declaration in the deed of trust or IM, aimed at securing the lender claims from the borrower's higher risk level.

Exercise of Discretion

- Notwithstanding anything in this Trust Deed to the contrary, the Trustee shall not be obliged to exercise or consider exercising any discretion or consider making or make any determination (including, without limitation, any determination as to whether any fact or circumstance or activity or thing is material or substantial or complies with some such similar quantitative standard) or to consider taking or take any action whatsoever in connection with or under or pursuant to the Bonds unless directed to do so by the Bondholders of not less than 662/3percent in principal amount of the Bonds then outstanding or if so directed by an Extraordinary Resolution of Bondholders (subject in all cases to the Trustee having been indemnified or provided with security to its satisfaction

Tareq Refat Ullah Khan
Managing Director & CEO
BRAC Bank PLC.

M Masud Rana FCA
Additional Managing Director & CFO
BRAC Bank PLC.

M Mahbubur Rahman FCS
Company Secretary
BRAC Bank PLC

Syed M Omar Tayub
Managing Director & CEO
Head Office, Dhaka

and otherwise being satisfied that it is lawful for it to so exercise discretion, make a determination or otherwise take any action). Such direction shall specify the way in which the Trustee shall exercise such discretion or, as the case may be, make the determination or take the action to be taken by the Trustee.

- The Trustee will not be responsible for any loss, expense, damage, claim, cost, charge or liability which may be suffered as a result of any exercise or non-exercise of a discretion or the making or failure to make any determination or the taking or failure to take any action by the Trustee, acting on the directions of the Bondholders as aforesaid or pending the provision of such a direction.

Tareq Refat Ullah Khan
Managing Director & CEO
BRAC Bank PLC.

M Masud Reza FCA
Additional Managing Director & CFO
BRAC Bank PLC.

M Mahbubur Rahman FCS
Company Secretary
BRAC Bank PLC

Syed M Omar Tayub
Managing Director & CFO
Prime Bank Investment PLC
Head Office, Dhaka

8. RIGHTS & OBLIGATIONS OF OTHER CONTRACTUAL PARTIES

Arranger:

Pursuant to the Lead Arranger and Placement Agent Agreement dated, 24 June 2025, BRAC EPL Investments Limited has been appointed as the Mandated Lead Arranger for the issuance of Bonds having an aggregated issue price of BDT10,000,000,000.00 (Ten Billion Taka) only, setting out the terms and conditions of the appointment as stated therein for the purpose of the private issuance of the Bonds the terms of which is detailed under the Information Memorandum (as defined below) and subjected to the approval of BSEC.

Legal Counsel:

Pursuant to the Letter issued under Ref. T&FI/CMWM/2025/06-01 dated June 16, 2025, the Issuer agrees to appoint Farooq & Associates as the Legal Counsel of the Bonds in order to provide legal advice and legal assistance or any other legal services deliverables to the Issuer in relation to the issuance as per the following scope:

- Draft, negotiate and finalize Trust Deed, Subscription Agreements and other ancillary documents in relation to the issuance of Bonds;
- Review of applications to be made by the Issuer to relevant Regulators;
- Provide necessary legal opinion on various issues as required upon execution of the Bond Documents;
- Assist with registering the required agreements, documents and related forms with the respective authorities and entities and
- Attend meetings, telephone calls, discussions, correspondences, perusals and any other services incidental to the completion of the transaction in various stages for the issuance of Bond.

Credit Rating Agency:

For the purpose of conducting the Bond Rating Service for the Bonds having total issue size of BDT 10,000,000,000.00 (TEN BILLION TAKA) only (which shall be referred to as "Rated Subject") the Issuer has appointed Credit Rating Agency of Bangladesh Limited (the "Credit Rating Agency" or "CRA") under the terms and covenants as detailed under Credit Rating Agency Agreement dated June 18, 2025 executed by and between the Issuer and the CRA to be conducted as per the Bangladesh Securities and Exchange Commission (Credit Rating Companies) Rules, 2022 issued by the BSEC and the Standard Methodology and Ethical Code of the CRA etc.

Moreover, for providing the requested rating services for the Rated Subject, the Issuer agrees to make payment to the CRA as per the payment schedule mentioned under Credit Rating Agency Agreement dated June 18, 2025, up to end of bond maturity for any debt instrument as per requirements of the Bangladesh Securities and Exchange Commission (Credit Rating Companies) Rules, 2022.

Any Other Contractual Party:

The rights and obligations of any other contractual party should be governed by the respective contract or agreement entered into by the parties therein.

Tareq Refat Ullah Khan
Managing Director & CEO
BRAC Bank PLC.

M Masud Rana FCA
Additional Managing Director & CFO
BRAC Bank PLC.

M Mahbubur Rahman FCS
Company Secretary
BRAC Bank PLC

Syed M Omar Tayub
Managing Director & CRO
BRAC Bank Investment PLC
Head Office, Dhaka

9. RIGHTS OF BONDHOLDERS

Each Bondholder shall enter into a separate Subscription Agreement with the Issuer and shall be bound by the terms and conditions contained in this Trust Deed & such Subscription Agreement containing the details of the rights and obligations of the Investors.

The obligations of the Bondholders under the respective Subscription Agreement, this Trust Deed and other Bond Documents with identical terms are several and the failure by a Bondholder(s) to perform its obligations under the Bond Documents shall not affect the obligations of the Issuer towards any other Bondholder(s) under other identical agreements nor shall any other Bondholder(s) be liable for the failure by such Bondholder(s) to perform its obligations under the Subscription Agreement or any other Bond Document.

The rights of the Bondholder are several and any debt or other obligation arising under the respective Subscription Agreement at any time from the Issuer to any other Bondholder(s) shall be a separate and independent debt. Each Bondholder will be entitled to protect and enforce its individual rights independently of any other Bondholder and it shall not be necessary for any other Bondholder(s) to be joined as an additional party in proceedings for such purpose.

- Each Bondholder has the right to demand information from the Issuer as set out in this Trust Deed and the Condition attached in Schedule 1 Part B (Terms and Conditions of the Bonds).

- Each Bondholder has the right to receive payment of principal amount of the Bond on the Redemption Date as set out in the Condition attached in Schedule 1 Part B (Terms and Conditions of the Bonds).

- Each Bondholder has the right to receive Coupon on the Bond on the Coupon Payment Date as set out in the Condition attached in Schedule 1 Part B (Terms and Conditions of the Bonds).

- Each Bondholder has the right to attend meeting of the Bondholders and vote there in accordance with Condition 12 (Meetings of Bondholders, Modification, Waiver and Substitution).

Tareq Refat Ullah Khan
Managing Director & CEO
BRAC Bank PLC.

M Masud Rana FCA
Additional Managing Director & CFO
BRAC Bank PLC.

A.A.Mabbubur Rahman FCS
Company Secretary
BRAC Bank PLC

Syed M Omar Tayub
Managing Director & CEO
Prime Bank Investment PLC
Head Office, Dhaka

10. DESCRIPTION OF THE ISSUER

Since its inception in 2001, BRAC Bank PLC. has adopted a values-based banking approach to promote sustainable economic development. The bank places a strong emphasis on governance, transparency, ethics, and a compliance culture. Its primary objective is to provide formal banking solutions to small and medium enterprises that have been excluded from the banking system. Over time, BRAC Bank has emerged as a prominent financial institution that actively contributes to the country's economic progress through inclusive banking practices, collateral-free financing, and strategic collaboration with the government to implement broader economic policies.

Founded by Sir Fazle Hasan Abed, a visionary, BRAC Bank has a distinctive vision of offering banking solutions to small and medium entrepreneurs who are excluded from the formal banking system. Through its collateral-free loans, BRAC Bank extends formal banking services to grassroots SME entrepreneurs, resulting in significant socio-economic upliftment and impact. The bank's approach to banking goes beyond profit-making, focusing on shared prosperity while prioritizing economic, social, and environmental considerations. Sustainable banking now constitutes a fundamental pillar of the bank's business strategy.

As a distinguished member of the Global Alliance for Banking on Values (GABV), BRAC Bank is deeply committed to humanizing finance and embraces the comprehensive '3P' philosophy of People, Planet, and Prosperity. With a collaborative mindset, the bank is dedicated to accelerating social, cultural, environmental, and economic transformations throughout Bangladesh. By doing so, BRAC Bank aims to create more inclusive communities and enhance the well-being of its people. The bank actively explores and embraces opportunities in green climate funds, bankable climate adaptation projects, and green bonds, aligning its impact with the Sustainable Development Goals (SDGs) and the government's development priorities.

10.01 Capital Structure

- Authorized capital – 5,000,000,000 ordinary shares of BDT 10 each; Total amount – BDT 50,000,000,000
- Issued, Subscribed & Paid-up Capital

Particulars *(Figures in BDT)*	**2024**	**2023**
100,000,000 Ordinary Shares of Tk. 10/- each issued for cash	1,000,000,000	1,000,000,000
1,415,481,903 Ordinary Shares of Tk. 10/- each issued as bonus share	14,154,819,030	12,545,989,810
26,400,000 Right Shares of Tk. 10/- each issued in 2008	264,000,000	264,000,000
221,652,288 Right Shares of Tk. 10/- each issued in 2014	2,216,522,880	2,216,522,880
1,149,589 Ordinary Shares of Tk. 10/- each issued as 1st bond converted share in 2016	11,495,890	11,495,890
2,237,835 Ordinary Shares of Tk. 10/- each issued as 2nd bond converted share in 2017	22,378,350	22,378,350
2,790,534 Ordinary Shares of Tk. 10/- each issued as 3rd bond converted share in 2018	27,905,340	27,905,340
Total:	**17,697,121,490**	**16,088,292,270**

Tareq Refat Ullah Khan
Managing Director & CEO
BRAC Bank PLC.

M Masud Rana FCA
Additional Managing Director & CFO
BRAC Bank PLC.

M Mahbubur Rahman FCS
Company Secretary
BRAC Bank PLC

Syed M Omar Tayub
Managing Director & CEO
Prime Bank Investment Ltd.
Head Office, Dhaka

10.02 Business

BRAC Bank's core business revolves around providing comprehensive financial services, primarily through accepting deposits and lending money to individuals and businesses. The bank offers a diverse range of financial products and services catering to Small and Medium Enterprises (SME), Corporate clients, and Retail customers.

SME Offerings:

- **Deposit Products/Services:** Includes various current and deposit accounts such as Prothom Account, Shadhin Current Account, Prapti (Current Account), Prottasha Account, TARA Uddokta Account, Ekota Account, Uddipon Fixed Deposit, Prachurjo Fixed Deposit, Dipto Fixed Deposit, Ogrim Fixed Deposit, Shonchoy DPS, TARA Shonchoy DPS.
- **Asset Products/Services:** Features a variety of loans including Women Entrepreneur Loan, Agriculture Finance, Commercial Vehicle Financing, Cash Secured Loan, Secured Loan, Unsecured quick loan for CMSE, Loan for E-commerce & F-commerce businesses, Financing for new entrepreneurs, Business loan for remittance earners' families, and Unsecured loan with unsecured higher loan limit.

Corporate Offerings:

- **Services:** Encompasses Cash Management, Custodial Service, Probashi Biniyog Deposit, Buying House, Digital Banking, and Employee Banking.
- **Deposit:** Provides Current Account, SND Account, Term Deposit, and FCY Account.
- **Funded Facilities:** Offers Overdraft, Working Capital, Trade Finance, Project Finance, Work Order Finance, Refinance, Lease Finance, Bill Discounting, Invoice Financing, Syndication Loans, Supply Chain and Green Finance.
- **Non-Funded Facilities:** Includes Import LC, Export LC, Letter of Guarantee, and Documentary Collections.

Retail Offerings:

- **Deposit Products:** Features Flexi & TARA Flexi DPS, Savings Account, Current Account, and Fixed Deposit.
- **Loan Products:** Provides Personal Loan, Auto Loan, Home Loan, Secured Loan/Overdraft, and Credit Cards.

Tareq Refat Ullah Khan
Managing Director & CEO
BRAC Bank PLC.

M Masud Rana FCA
Additional Managing Director & CFO
BRAC Bank PLC.

M Mahbubur Rahman FCS
Company Secretary
BRAC Bank PLC

Syed M Omar Tayub
Managing Director & C
Head Office, D

Shareholding Structure & Board of Directors

Shareholding Status: (as on December 31st, 2024)

Shareholders	Ownership (%)
Sponsors & Directors	46.17%
Foreign	31.76%
Institutions	14.10%
General Public	7.97%
Total	**100%**

Board of Directors:

Sl.	Name	Board Position
1	Mr. Meheriar M. Hasan	Chairperson
2	Mr. Faruq Mayeenuddin Ahmed	Vice Chairperson
3	Ms. Farzana Ahmed	Independent Director
4	Dr. Zahid Hussain	Independent Director
5	Mr. Salek Ahmed Abul Masrur	Independent Director
6	Ms. Anita Ghazi Rahman	Independent Director
7	Mr. Chowdhury MAQ Sarwar	Independent Director
8	Ms. Lila Rashid	Independent Director
9	Mr. Tareq Refat Ullah Khan	Managing Director & CEO

Management Committee:

	Name	Designation
1	Mr. Tareq Refat Ullah Khan	Managing Director & CEO
2	Mr. Syed Abdul Momen	AMD & Head of SME Banking
3	Mr. Mohammod Masud Rana FCA	AMD & CFO
4	Mr. Md. Sabbir Hossain	DMD & COO
5	Mr. Md Shaheen Iqbal, CFA	DMD & Head of Treasury & FIs
6	Mr. Md Mahiul Islam	DMD & Head of Retail Banking
7	Mr. Ahmed Rashid Joy	DMD & CRO
8	Mr. Chowdhury Moinul Islam	DMD & CAMLCO
9	Mr. Sheikh Mohammad Ashfaque	DMD & Head of Branches
10	Mr. Nazmur Rahim	DMD & Head of Alternate Banking Channels
11	Mr. Md. Muniruzzaman Molla	DMD & Head of Operations
12	Mr. Abdullah Al Mamun	DMD & Head of Internal Control and Compliance
13	Mr. M Sarwar Ahmed	Head of Monitoring
14	Nurun Nahar Begum	Chief Technology Officer
15	Brigadier General Md. Amin Akbar (Retd.)	Head of General Services
16	Barrister Rasheed Ahmed	Chief Legal Officer
17	Md. Mokerrobin Mannan	Chief Digital Officer
18	Mr. Ekram Kabir	Chief Communication Officer
19	Indraneel Chattopadhyay	Chief Marketing Officer

Tareq Refat Ullah Khan
Managing Director & CEO
BRAC Bank PLC.

M Masud Rana FCA
Additional Managing Director & CFO
BRAC Bank PLC.

M Mahbubur Rahman FCS
Company Secretary
BRAC Bank PLC

Syed M Omar Tayub
Managing Director & CFO
Prime Bank Investment PLC
Head Office, Dhaka

10.03 Description of Encumbered & Unencumbered Assets

There were no encumbered assets. All assets were unencumbered as of December 31, 2024.

Encumbered and unencumbered assets position as of 31 Dec 2024 is as below:

Figures In BDT

Total Assets (Solo)	Encumbered	Unencumbered
930,132,702,781	-	930,132,702,781

Tareq Refat Ullah Khan
Managing Director & CEO
BRAC Bank PLC.

M Masud Rana FCA
Additional Managing Director & CFO
BRAC Bank PLC.

M Mahbubur Rahman FCS
Company Secretary
BRAC Bank PLC

Syed M Omar Tayub
Managing Director & CFO
First Bank Investment
Head Office, Dhaka

10.04 Profile of Board of Directors



Meheriar M. Hasan
Chairperson

Mr. Hasan is a global thought leader, an innovator, and a voice of authority in the realm of financial services industry. He brings with him over 36 years of rich experience in breakthrough innovation and pathbreaking disruption, building direct/digital distribution channels to generate new profit sources at some of the world's largest financial institutions. He possesses an unparalleled track record in enabling businesses to accelerate profitable growth through design thinking and building multi-channel sales/ service processes and platforms.

Mr. Hasan founded Terafina Inc, a leading digital omnichannel sales solution provider in financial services. He also served as Senior Advisor to McKinsey from 2012 to 2014 and was a guest lecturer at the University of Southern California, Marshall School of Business, from 2006 to 2008. Mr. Hasan holds a Master of Science in Finance, Master of Arts in Economics, and Bachelor of Arts in Economics with a minor in Mathematics from the University of Arizona.

Some of Mr. Hasan's distinguished engagements include:

As the founder he defined the vision and led the building of Terafina, which was ranked amongst the top two fintech disruptors by Celent. Terafina was acquired by NCR Corporation in February 2021.

As Executive Vice President of digital banking at the US Bank, he led the build-out of one of the largest digital banking businesses in the country in record time. The digital channel ranked first in over customer experience by Keynote, a third-party benchmark.

As Executive Vice President at Wells Fargo, he designed and developed one of the largest direct-to-consumer/ digital lending channels in the financial services industry.

He led the Product & Engineering for Digital Insight, the largest online banking application service provider in the US to serve credit unions and small/mid-sized banks.

At Transamerica, as head of Sales and Marketing he pioneered the first private-labeled direct-to-consumer channel in the insurance industry, fully integrated with independent agencies and business back-office operations.

Over his long and resplendent career, Mr. Hasan also served as a Board member on the board of bKash Limited and across other prominent companies such as Toyota Financial Savings Bank and Mechanics Bank.

Tareq Refat Ullah Khan
Managing Director & CEO
BRAC Bank PLC.

M Masud Rana FCA
Additional Managing Director & CFO
BRAC Bank PLC.

M Mahbubur Rahman FCS
Company Secretary
BRAC Bank PLC

Syed M Omar Tayub
Managing Director & CEO
Prime Bank Investment PLC
Head Office, Dhaka



Faruq Mayeenuddin Ahmed
Vice Chairperson

Mr. Ahmed led Trust Bank Limited as the Managing Director and CEO from February 2018 to February 2021. Before taking up the position, he served as the Additional Managing Director of the bank.

Before Joining Trust Bank, Mr. Ahmed served as the Additional Managing Director of The City Bank Limited and held the positions of their Chief Risk Officer and CAMLCO. He also served Mercantile Bank and AB Bank Limited as Deputy Managing Director.

After completing MSS in Economics from the University of Dhaka, Mr. Ahmed started his career as a Probationary Officer with AB Bank limited in 1984. He received Bangladesh Bank Gold Medal and BCCI (erstwhile) Gold Medal in the Banking Diploma examination in 1987 for securing the first position obtaining above 60 per cent mark. He gained hands-on experience and knowledge through working in different capacities in almost all the banking fields at home and abroad. He served Mumbai office of AB Bank for five years as Country Manager facilitating correspondent and reimbursement banking services in India to the Bangladeshi banks. He is a well-rounded banker and has led different major sectors of banking areas in different phases of his service tenure. Mr. Ahmed is the founder Chairman of the Association of Anti Money Laundering Compliance Officers of Banks in Bangladesh (AACOBB) and a life member of the Bangladesh Economic Association.

Mr. Ahmed has participated in various professional training, workshops and seminars at home and abroad. A regular columnist on banking and economic issues in the national dailies, Mr. Ahmed has so far authored 24 books and numerous articles on economy and banking, capital market, accounting, literature and travel. For his noteworthy contributions to Bangla language and literature, he received Bangla Academy Award in 2019 in the travel writing category. He also received IFIC Bank Literary Award 2011 for the excellent translation of 'A Poet Apart' - the literary biography of poet Jibanananda Das originally written by Clinton B. Seely and Citi-Anando Alo Award 2019 for one of his travelogues.



Farzana Ahmed
Independent Director

Ms. Farzana has over 35 years of working experience as a chartered accountant in the public and private sectors in the United Kingdom, Australia and the Philippines. Prior to joining BRAC Bank Limited, she worked at the Asian Development Bank (ADB), the Philippines for over 20 years from where she took voluntary early retirement in October 2019. Whilst at ADB, Ms. Farzana worked in various capacities with her most recent position as Lead, Evaluation Specialist in the Independent Evaluation Department. Before that she served as a Lead Results Management Specialist (Public Sector Management) in ADB's Strategy and Policy

Tareq Rafat Ullah Khan
Managing Director & CEO
BRAC Bank PLC.

M Masud Saha FCA
Additional Managing Director & CFO
BRAC Bank PLC

M Manbubur Rahman FCS
Company Secretary
BRAC Bank PLC

Syed M Omar Tayub
Managing Director & CEO
Prime Bank Investment
Head Office, Dhaka

Department where she was also the Principal Coordinator of the Asia Pacific Community of Practice on Managing for Development Results. Ms. Farzana has also worked in ADB operations as Senior Portfolio Management Specialist, South East Asia Regional Department which she joined in 2008 following a 7-year posting to ADB's Indonesia Office. At the Resident Office she was the Senior Financial Management Specialist from where she was seconded as Advisor to the Australian Government to help coordinate Australia's support to the reconstruction of Aceh, after the 2004 tsunami.

Ms. Farzana started her working career in 1982 as a trainee-chartered accountant at Peat Marwick Mitchell in United Kingdom. Following a move to Australia in 1986, she joined Peat Marwick Mitchell in Sydney prior to moving to Rothmans Holdings Ltd in 1987 to start the Internal Audit Department. From there she worked in various accounting capacities at Port Waratah Services Ltd and the Australian Manganese Company Ltd and the Broken Hill Proprietary Limited. In 1996, she joined Westfield Ltd. Australia as Finance Manager - Corporate & International, which she left in 1998 to join the ADB.

Ms. Farzana was awarded a BA (Hons) in Philosophy, Politics and Economics from Oxford University, England and this was followed by an MA (Hons) in 1991. She was admitted to the Institute of Chartered Accountants in England & Wales in 1987 and then also became a member of the Institute of Chartered Accountant in Australia in the same year. Ms. Farzana has a keen interest in the education sector and is currently the Principal of Kids Tutorial, an English Medium school based in Shantinagar, Dhaka.



Dr. Zahid Hussain
Independent Director

Dr. Hussain served as a Consultant in the World Bank Dhaka Office from July 01, 2019, to June 30, 2020. He retired from the World Bank, which he joined on May 1, 1995, as a Lead Economist on June 30, 2019. During this time, he was a key member of the Bank's macro, trade, and investment global practice providing budgetary support (development support credit) and technical assistance to the government, and prepared growth diagnostics, public expenditure reviews, annual macroeconomic updates, and policy notes on macroeconomic management and structural issues.

Dr. Hussain was also engaged as a Lecturer at Boston University, the University of Massachusetts Boston and Framingham State College, Framingham, Massachusetts in the USA during 1987-1992.

At present, he is a Director of BRAC EPL Investment Limited and BRAC EPL Stock Brokerage Limited.

Dr. Hussain obtained Ph.D. in Economics from Boston University, USA, in 1992 and completed Master of Arts in Political Economy from Boston University, USA, in 1987. He earned his MBA from the Institute of Business Administration, University of Dhaka, Bangladesh in 1979.

Tareq Refat Ullah Khan
Managing Director & CEO
BRAC Bank PLC.

M Masud Rana FCA
Additional Managing Director & CFO
BRAC Bank PLC.

M Mahbubur Rahman FCS
Company Secretary
BRAC Bank PLC

Syed M Omar Tayub
Managing Director & CEO
Head Office, Dhaka

Dr. Hussain has published in numerous journals and articles on Management, Business, and Economics.



Salek Ahmed Abul Masrur
Independent Director

Presently, he is the Chief Executive Officer of 'The Consolidated Tea & Lands Co. (Bangladesh) Limited' (known as Finlay Tea).

Mr. Masrur is a seasoned banker with 35 years of banking experience in Bangladesh and the international market in senior leadership positions.

Mr. Masrur was the Country Head of Bank Alfalah, Bangladesh from 2009 to 2019, the longest-serving CEO of any Foreign Bank. He served as Global Head of Origination and Client Coverage Islamic Banking at Standard Chartered Bank, UAE. He was also the Director, Portfolio Management of Standard Chartered Bank, Singapore from September 2005 to June 2007. He served as Head of Client Relationship from 2002 to 2005 at Standard Chartered Bank, Bangladesh, and as Head of Corporate Banking of Citibank NA, Bangladesh from 2000 to 2001. He also served as the Head of Corporate Banking in Standard Chartered Bank from 1995 to 1999.

He started his career at ANZ Grindlays Bank as Management Trainee in 1985. He led different major sectors of banking areas in different phases during his service tenor.

Mr. Masrur was recognized for his strong leadership skills displayed through leading teams to success both locally and globally. He also participated in a good number of professional training, workshops and seminars both at home and abroad.

Mr. Masrur obtained his MBA Degree from the University of Tennessee, USA and BBA from the Tri-State University of Indiana. He is CSA qualified.



Ms. Anita Ghazi Rahman
Independent Director

With 19+ years PQE, Ms. Anita Ghazi Rahman is a qualified barrister and Advocate of both tiers of the Bangladesh Supreme Court. Ms. Rahman obtained her LLB (Hons.) degree from the University College London, UK in 2002 and was called to the Bar of England and Wales from Lincoln's Inn, London in 2003, completing her Bar Vocational Course from the College of Law. She is the Founder & Managing Partner of The Legal Circle, a law firm; the Founder Editor of Think Legal Bangladesh, as well as the Founder and Publisher of Legal Circle Law Reports (LCLR). Ms. Anita Ghazi qualified as an Advocate in Bangladesh in 2004, as an Advocate of the High Court Division of Bangladesh Supreme Court in 2006 and as Advocate of the apex Court, the Appellate Division of the Bangladesh Supreme Court in 2018.

Ms. Rahman focuses her practice on company, general corporate law and dispute resolution. She provides corporate and transactional advice with respect to business formation, employment, financing, services and procurement contracts, joint

Tareq Rezat Ullah Khan
Managing Director & CEO
BRAC Bank PLC.

M Masud Hana FCA
Additional Managing Director & CFO
BRAC Bank PLC.

M Mahbubur Rahman ACS
Company Secretary
BRAC Bank PLC

Syed M Omar Tayub
Managing Director & CEO
Prime Bank Investment PLC
Head Office, Dhaka

ventures, mergers & acquisitions and other business restructurings and heads the firm's Litigation practice.

Ms. Anita Ghazi Rahman has been listed amongst the "Inspiring individuals to follow in 2015 in Bangladesh" in Dhaka Tribune, Future Startup's "15 Under 35 For 2015: Entrepreneurs, Trailblazers, Mold-Breakers of Bangladesh" and has been featured in the book "From Stones to Castles: In conversation with 16 inspiring personalities of Bangladesh" and "Aine Tarunno". She is a Asia 21 Young Leader for the Class of 2016 and an alumnus of the Common Purpose January Programme. On behalf of The Legal Circle, she is also one of the initial signatories to the Belt & Road Legal Service International Cooperation Platform.

Ms. Anita Ghazi Rahman serves on the Boards of a number of non-profits and professional associations, and mentors for national and international incubator and accelerator programmes. She has been an active mentor in the Bangladeshi startup ecosystem since its nascent stages.

Ms. Anita Ghazi Rahman has served as an Independent Director of Chittagong Stock Exchange and Light Castle Partners and as a nominee Director of bKash on behalf of BRAC Bank. She also serves as a General Member of the National Advisory Board for Impact Investment in Bangladesh, at Jaago Foundation, and as a general member of Sajida Foundation. She is also a member of the Investment Committee in Startup Bangladesh Ltd, the flagship venture capital fund of the ICT Ministry of Bangladesh and an advisor to the IDLC VC Fund 1.

The Legal Circle is committed to giving back and Ms. Anita Ghazi has an established reputation for her pro bono work, spending a substantial amount of time on helping initiatives she finds are capable of making a difference for a better Bangladesh.



Chowdhury MAQ Sarwar
Independent Director

Mr. Sarwar is a distinguished banker with 35 years of diverse experience in both international and domestic banks.

He is nationally recognized for his pivotal role in shaping thought leadership in prevention of money laundering and setting up and managing Internal Control & Compliance (ICC) functions considered best in class in domestic banking industry.

He was the longest serving CAMLCO, having served in Citibank NA, Standard Chartered and Eastern Bank PLC in that role. He was also a past Chairman of Association of Anti Money Laundering Compliance Officers of Banks in Bangladesh (AACOBB).

He played an important role in driving to enhance & improve the overall awareness of compliance and control within the local banking industry as member of various committees/ focus groups of Bangladesh Bank, BFIU and Association of Banks, Bangladesh.

Tareq Rezat Ullah Khan
Managing Director & CEO
BRAC Bank PLC.

M Masud Rana FCA
Additional Managing Director & CFO
BRAC Bank PLC.

M Mahbubur Rahman FCS
Company Secretary
BRAC Bank PLC

Syed M Omar Tayub
Managing Director & CEO
Prime Bank Investment PLC
Head Office, Dhaka

Mr. Sarwar served as Deputy Managing Director & Head of Internal Control and Compliance at Eastern Bank PLC from 2018 to 2019, where he oversaw the Internal Audit, Monitoring and Compliance functions.

He worked as a Consultant to Islami Bank Bangladesh PLC from 2015 to 2018 in AML/CFT Remediation Project and helped implement the recommendations made by reputed international risk consulting firm, Kroll engaged by IBB to help transfer global best practices.

Throughout his extensive career, Mr. Sarwar held key positions such as Head of Legal and Compliance at Standard Chartered Bank from 2004 to 2015, and Head of Internal Control, Compliance and Human Resources at Citibank NA from 2000 to 2003. He also contributed significantly in various important roles at American Express Bank between 1993 and 1999. His professional journey commenced as a Probationary Officer at IFIC Bank Limited in 1984.

He is a passionate trainer having delivered bespoke AML/CFT, Sanctions, Operational Risks, Fraud Risk, and Internal Control & Compliance training to wide audiences, including bankers, law enforcers and regulators.



Ms. Lila Rashid
Independent Director

Ms. Lila is a retired Executive Director of Bangladesh Bank, the central bank of the country.

She is currently engaged in a research project titled "Gender Gap in Financial Inclusion in Bangladesh" as Financial Inclusion Specialist that is funded by the Bill & Melinda Gates Foundation and managed by Center for Research and Development (CRD), Bangladesh.

During her career, she worked in different departments of the Bangladesh bank in various capacities. Her notable contributions include formulating policies for the microfinance sector and helping the government establish Microcredit Regulatory Authority (the MRA).

With over a decade of hands-on experience, she dedicated herself to shaping and executing policies within the microfinance sector of Bangladesh. Additionally, she spent close to three years contributing to the development of payment systems and more than two years providing policy guidance and financial assistance to the SME sector. Her expertise lies in analyzing policies and data, crafting effective policy frameworks, engaging in negotiations with stakeholders, and ensuring the successful implementation of policies.

In 2008, she was honored with the 'Gold Medal' by Bangladesh Bank for her exceptional performance and contributions on a national scale. Additionally, she was granted a scholarship by Bangladesh Bank in 1998 to pursue her MBA at the University of New Orleans, U.S.A.

Tareq Refat Ullah Khan
Managing Director & CEO
BRAC Bank PLC.

M Masud Rana FCA
Additional Managing Director & CFO
BRAC Bank PLC.

M Mahbubur Rahman FCS
Company Secretary
BRAC Bank PLC

Syed M Omar Tayub
Managing Director & CEO
Head Office, Dhaka

Ms. Lila completed her PhD (Microfinance) from Jawaharlal Nehru University, India and MBA from the University of New Orleans, USA. Prior to that, she attained her M.Sc in Physics from the University of Dhaka.



Tareq Refat Ullah Khan
Managing Director & CEO

The Board of Directors of BRAC Bank PLC. appointed Mr. Tareq Refat Ullah Khan as the Managing Director and Chief Executive Officer effective May 27, 2025. Earlier he was promoted to Additional Managing Director (AMD) of BRAC Bank on April 1, 2025.

Mr. Tareq joined BRAC Bank in 2017 as Head of Credit Risk Management, bringing with him nearly three decades of distinguished experience across Eastern Bank, AB Bank, and IFIC Bank - a career marked by innovation, integrity, and impact. He brings in a wealth of Corporate & Institutional Banking & Risk Management experience to BRAC Bank. He started his career in 1996 with IFIC Bank Ltd and performed different roles there in various positions till 2003. He has also worked for AB Bank Ltd. Prior to joining BRAC he was working for EBL as EVP and Head of Relationship in corporate Banking Division. Mr. Tareq was awarded "CEO" and "Chairman" Award by EBL for his consecutive outstanding performances. He has also attended numerous trainings/workshops and seminars on Credit Risk, Loan structuring, corporate structure, Leadership, International Trade etc. in Home and abroad namely Malaysia, Bahrain, Germany and Italy.

Mr. Tareq completed B. Com under University of Chittagong and M. Com in Marketing from the University of Dhaka. He also completed his MBA and Credit Risk Assessment by Omega Performance Corporation, UK.

Tareq Refat Ullah Khan
Managing Director & CEO
BRAC Bank PLC.

M Masud Rana FCA
Additional Managing Director & CFO
BRAC Bank PLC.

M Mahbubur Rahman FCS
Company Secretary
BRAC Bank PLC

Syed M Omar Tayub
Managing Director & CEO
Head Office, Dha

10.05 Profile of Management

Tareq Refat Ullah Khan
Managing Director & CEO

The Board of Directors of BRAC Bank PLC. appointed Mr. Tareq Refat Ullah Khan as the Managing Director and Chief Executive Officer effective May 27, 2025.

Earlier he was promoted to Additional Managing Director (AMD) of BRAC Bank on April 1, 2025.

Mr. Tareq joined BRAC Bank in 2017 as Head of Credit Risk Management, bringing with him nearly three decades of distinguished experience across Eastern Bank, AB Bank, and IFIC Bank—a career marked by innovation, integrity, and impact. He brings in a wealth of Corporate & Institutional Banking & Risk Management experience to BRAC Bank. He started his career in 1996 with IFIC Bank Ltd and performed different roles there in various positions till 2003. He has also worked for AB Bank Ltd. Prior to joining BRAC he was working for EBL as EVP and Head of Relationship in corporate Banking Division. Mr. Tareq was awarded "CEO" and "Chairman" Award by EBL for his consecutive outstanding performances. He has also attended numerous trainings/workshops and seminars on Credit Risk, Loan structuring, corporate structure, Leadership, International Trade etc. in Home and abroad namely Malaysia, Bahrain, Germany and Italy.

Mr. Tareq completed B. Com under University of Chittagong and M. Com in Marketing from the University of Dhaka. He also completed his MBA and Credit Risk Assessment by Omega Performance Corporation, UK.

Syed Abdul Momen
Additional Managing Director and Head of SME Banking

Syed Abdul Momen currently serves as the Additional Managing Director of BRAC Bank PLC, a role he assumed on April 1, 2025.

With over two decades of multifaceted experience in the banking sector, Mr. Momen has demonstrated strong leadership across technology, operations, and business verticals, with a particular focus on SME banking.

He joined BRAC Bank in August 2005 and has since played a pivotal role in shaping its strategic growth. In his early years, he led the restructuring of the bank's technology infrastructure and played a key role in the migration of its Core Banking Platform. In 2007, Mr. Momen was seconded to BRAC Afghanistan Bank as Chief Operating Officer (COO), where he managed SME operations, expanded the bank's presence into three new provinces, and contributed to the formulation of SME Banking Policies and Guidelines in collaboration with the Central Bank of Afghanistan.

Upon his return to BRAC Bank in 2009, he led critical initiatives within the SME Division, including a nationwide portfolio recovery program. In 2010, he was appointed Head

Tareq Refat Ullah Khan
Managing Director & CEO
BRAC Bank PLC.

M Masud Rana FCA
Additional Managing Director & CFO
BRAC Bank PLC.

M Mahbubur Rahman FCS
Company Secretary
BRAC Bank PLC

Syed M Omar Tayub
Managing Director & CEO
Prime Bank Investment PLC
Head Office, Dhaka

of Small Business, taking charge of the country's largest small business portfolio. Under his leadership, the team achieved outstanding business results and was awarded the Chairman's Excellence Award in 2012. In July 2017, he was promoted to Head of SME Banking, further strengthening the bank's leadership in the SME segment.

Prior to joining BRAC Bank, Mr. Momen began his career at ANZ Grindlays Bank in 1999. Following its acquisition by Standard Chartered Bank, he played a significant role in Core Banking Platform migration across the Middle East and South Asia. He was also instrumental in delivering large-scale IT transformation and business process centralization projects for Standard Chartered across multiple regional markets.

Mr. Momen holds a bachelor's degree in computer communications with Distinction from Middlesex University, UK.

M Masud Rana FCA
Additional Managing Director & CFO

M. Masud Rana, FCA, serves as the Additional Managing Director of BRAC Bank PLC, having assumed the role on August 1, 2025.

He joined BRAC Bank Limited as Deputy Managing Director (DMD) and Chief Financial Officer (CFO) on October 01, 2019.

With more than 29 years of diversified experience of public accounting, textile, pharmaceutical and banking, Mr. Masud brings additional technical expertise and diversified corporate experience to the leadership team at BRAC Bank. He started his career with SF Ahmed & Co. before joining BEXIMCO Garments & Textile Division in 2001 as Finance Manager. In 2004, he moved to Sanofi-Aventis as Financial Controller. He started his stint with Standard Chartered Bangladesh (SCB) in 2006 as the Financial Controller. During his tenure with SCB, he eventually went on to assume the role of CFO in 2016. Prior to joining BRAC Bank, Mr. Masud was serving the role of CFO in Dhaka Bank Limited.

He is a Fellow Chartered Accountant of ICAB and completed his Honors and Masters in Accounting from University of Dhaka.

Md Sabbir Hossain
Deputy Managing Director and COO

Md Sabbir Hossain joined BRAC Bank Limited as a Deputy Managing Director (DMD) and the Chief Operating Officer (COO) on September 01, 2019.

Hossain brings more than two decades of diversified experience in technology and operations. He joined Standard Chartered Bank (SCB) in 1994 and contributed for more than 23 years in building state of the art technology and operational processes. During his tenure with SCB, he was Head of Banking Operations, Branch Operations, Personal Banking, Proximity Banking, Country Technology, Operational Risk & Service

Tareq Refat Ullah Khan
Managing Director & CEO
BRAC Bank PLC.

M Masud Rana FCA
Additional Managing Director & CFO
BRAC Bank PLC.

M Mahbubur Rahman FCS
Company Secretary
BRAC Bank PLC

Syed M Omar Tayub
Managing Director & CFO
Prime Bank Investment PLC
Head Office, Dhaka

Quality, and finally took over the role of Head of Corporate, Institutional and Commercial Banking Operations before leaving in December 2017.

He also worked for Citibank N.A. as Country Head, Operations & Technology for a brief period of time. Prior to joining BRAC Bank, Hossain was the COO in MetLife.

He graduated from Bangladesh University of Engineering and Technology in Electrical & Electronics Engineering and completed his MBA from North South University.

He will lead the Operations, Technology and the General Services functions of the bank.

Md. Shaheen Iqbal, CFA
Deputy Managing Director and Head of Treasury & Financial Institutions.

Md. Shaheen Iqbal, Head of Treasury and Financial Institutions, has been promoted to the position of Deputy Managing Director at BRAC Bank on April 1, 2022.

Mr. Iqbal has gained extensive experience in the arena of Treasury Management and Relationship Management with global and local counterparts over the course of his illustrious career.

His career at BRAC Bank began in 2004 as Manager, Asset Liability Management (ALM). He rose to the rank of Head of Treasury & Financial Institutions in 2014 by proving his mettle in the fields of foreign exchange, money market, capital market, asset liability management and relationship management with global & local financial institutions.

He started his career in BEXIMCO where he gained hands-on experience in the Textile Industry. Afterwards, his overture to the banking industry began in 1999 at Dutch Bangla Bank Limited where he honed his prowess in both branch banking and international trade.

Mr. Iqbal completed his B.Sc. in Mechanical Engineering from Bangladesh Institute of Technology, Chattogram (now CUET) and M.B.A. from Institute of Business Administration (IBA), University of Dhaka. He earned prestigious Chartered Financial Analyst (CFA) charter from CFA Institute, Virginia, USA.

Md. Mahiul Islam
Deputy Managing Director & Head of Retail Banking

Md. Mahiul Islam was promoted to Deputy Managing Director at BRAC Bank on December 1, 2023.

He joined BRAC Bank as Head of Retail Banking on December 1, 2019.

Mr. Mahi brings with him more than 25 years of banking experience, having started his career with Standard Chartered Bank, Bangladesh. At SCB, he served in various roles, including, credit card services, card operations, employee banking, retail products &

Tareq Refat Ullah Khan
Managing Director & CEO
BRAC Bank PLC.

M Masud Rana, FCA
Additional Managing Director & CFO
BRAC Bank PLC.

M Mahbubur Rahman FCS
Company Secretary
BRAC Bank PLC

Syed M Omar Tayub
Managing Director & CFO
Prime Bank Investment PLC
Head Office, Dhaka

segments, marketing & service quality, etc. He, at various times, held multiple roles in the SCB Retail Banking Division and also headed the Country Brand and Marketing unit.

Mr. Mahi completed his BBA in Finance from Independent University Bangladesh.

Ahmed Rashid Joy
Deputy Managing Director and Head of Chief Risk Officer

Ahmed Rashid Joy was promoted to Deputy Managing Director at BRAC Bank on December 1, 2023.

He joined BRAC Bank as Head of Credit Risk Management (CRM) on October 01, 2019.

Mr. Rashid brings more than 25 years of diversified experience in the Bangladesh financial sector. He started his banking career as a Management Trainee with Eastern Bank (EBL) in 1999. In EBL, he worked in various positions in Credit Risk Management & Consumer Finance for 10 years. In 2009, he moved to SME Banking in EBL as the Head of Medium Business. In 2011, Mr. Rashid joined International Finance Corporation (IFC) as a Financial Market Specialist. In Advisory Services across South Asia, he led various sectorial projects in SME Banking, Weather Based Index Insurance, Risk Management & Agri-Finance in Bangladesh, Bhutan and Nepal.

In 2014, Mr. Rashid joined Mutual Trust Bank (MTBL) as an EVP and Head of SME Banking. In 2015, he joined IDLC Finance Ltd. as a General Manager and Head of the SME Division. At IDLC, he was also a nominated Director in IDLC Securities Ltd. and IDLC Investment Ltd.

He completed his Masters in Bank Management (MBM) in 1998 from Bangladesh Institute of Bank Management (BIBM).

Chowdhury Moinul Islam
Deputy Managing Director and CAMLCO

Chowdhury Moinul Islam joined BRAC Bank on 20 June 2021 as its Deputy Managing Director and CAMLCO.

Moinul has over 30 years of experience in the banking industry. He started his career with American Express (AmEx) Bank as Manager Internal Control. Before joining BRAC Bank, he was working as the Executive Director and Head of Conduct and Financial Crime Compliance (CFCC) Advisory with Standard Chartered Bank (SCB) Bangladesh.

Moinul joined SCB in 2005 and worked till 2016 before moving to the United States of America where he worked as an AML Business System Analyst at SunTrust Bank. Returning from the US, he joined back in SCB.

Moinul is a seasoned professional in the area of AML/CFT compliance, internal control and risk management. He is a member of the Association of Certified Anti Monet

Tareq Rezat Ullah Khan
Managing Director & CEO
BRAC Bank PLC.

M Masud Rana FCA
Additional Managing Director & CFO
BRAC Bank PLC.

M Mahbubur Rahman FCS
Company Secretary
BRAC Bank PLC

Syed M Omar Tayub
Managing Director & CEO
Prime Bank Investment
Head Office, Dhak

Laundering Specialists (ACAMS) and also has CAMS certification. He completed his graduation and master's in accounting from the University of Dhaka.

Sheikh Mohammad Ashfaque
Deputy Managing Director & Head of Branches

Sheikh Mohammad Ashfaque, Head of Branches, has been promoted to Deputy Managing Director (DMD) at BRAC Bank with effect from April 1, 2024.

A trained MIT Sloan School of Management professional, Sheikh Mohammad Ashfaque is a member of the BRAC Bank Senior Management Team. With 18 years of banking experience in Large Corporate, Retail Banking and Distribution Network - Ashfaque was a Management Trainee of BRAC Bank and the first homegrown talent to reach the ManCom.

He joined the bank in 2006 and successfully performed in different roles in the capacity of a Branch Manager, a Cluster Manager, the Head of Corporate Branches and the Regional Head of Branch Banking. He now leads the distribution network comprising 187 branches and 40 Sub-branches. He also looks after Premium Banking, Branch Corporate and Government Relations segments.

Once the nominated ambassador of BRAC Bank to the GABV (Global Alliance for Banking on Values) forum, Ashfaque received extensive leadership training of multiple rounds in four different member-countries of GABV. He is now an active alumnus of the GABV forum. Throughout his career, he has received numerous awards and recognitions for his noteworthy contribution to BRAC Bank.

Ashfaque is a graduate of the University of Dhaka and an MBA from North South University majoring in Finance. He is an avid Traveler and Netflix follower.

Nazmur Rahim
Deputy Managing Director & Head of Alternate Banking Channels

Mr. Nazmur Rahim joined BRAC Bank on May 4, 2016. He took over as the Head of Retail Banking on January 1, 2017.

Mr. Nazmur has more than 27 years of corporate experience in different leading organizations. He began his career as a Management Trainee in ANZ Grindlays Bank in 1997 and later joined Standard Chartered Bank where he worked in different senior, mainly Retail Banking, capacities including the role of Head of Portfolio, Credit Cards and Consumer Transaction Banking. Prior to joining BRAC Bank PLC, Mr. Nazmur was Head of Cards Business at AB Bank Limited. He taught Marketing in Jahangirnagar University as Guest Faculty and regularly takes Customer Relationship Management and Digital Marketing courses in Bangladesh Institute of Bank Management (BIBM).

He completed his BBA from Jahangirnagar University and MBA from Victoria University of Australia.

Tareq Refat Ullah Khan
Managing Director & CEO
BRAC Bank PLC.

M Masud Rana FCA
Additional Managing Director & CFO
BRAC Bank PLC.

M Mahbubur Rahman FCS
Company Secretary
BRAC Bank PLC

Syed M Omar Tayub
Managing Director & CFO
Prime Bank Investment PLC
Head Office, Dhaka

Md. Muniruzzaman Molla
Deputy Managing Director & Head of Operations

Munir brings with him a wealth of experience in banking operations, having held significant leadership roles in both local and international institutions. Prior to joining BRAC Bank PLC, he served as the Head - Country Operations at Habib Bank Limited.

His career commenced in 1993 at ANZ Grindlays Bank, where he gained extensive experience across various branches and International Network Services (INS). In 2000, Mr. Munir joined in Citibank N.A., where he spent fifteen years in diverse capacities, including Head of Trade, Treasury & FI and Cash Management Operations.

Mr. Munir holds B.S.S.(Hons) and M.S.S. in International Relations from University of Dhaka and EMBA from AIUB. He also participated multiple trainings both local and abroad. His extensive background and proven track record in operational leadership has contributed significantly in BRAC Bank PLC.'s continued growth.

Abdullah Al Mamun
Deputy Managing Director and Head of Internal Control and Compliance

Mr. Abdullah Al Mamun joined BRAC Bank PLC as Deputy Managing Director and Head of Internal Control and Compliance on May 19, 2025. A seasoned banker with 28 years of experience, he has held key leadership roles in both international and local banks with a strong focus on control and compliance. He began his career at HSBC Bangladesh and later served in Standard Chartered Bank. Prior to joining BRAC Bank, he was DMD and Head of ICCD, NIS, CCS & CMC, and CAMLCO at Dutch-Bangla Bank. Mr. Mamun holds a master's degree in Public Administration from the University of Dhaka.

M Sarwar Ahmed
Head of Monitoring

Mr. M. Sarwar Ahmed is the Head of Internal Control and Compliance (HoICC) of BRAC Bank Limited.

Sarwar started his career with Arab Bangladesh Bank Limited (ABBL) in 1991 as a Probationary Officer (5th Batch). After serving there in various roles, he left ABBL to join the Premier Bank Limited in July 1999 and contributed significantly in organizing the formal opening of the Bank and later of its Agrabad Branch.

Sarwar joined BRAC Bank Limited on 1st January, 2002 as the Credit Manager- Retail. Later on, he served as Branch and Cluster Manager in two key branches - Motijheel & Gulshan for the period from 2003 to 2006. In June 2006, he organized and headed Impaired Assets Management of BRAC Bank and continued in this role up to 2010. He assumed the role of Head of SAM - SME & Retail in July 2010. In 2013, he briefly headed SME Collections before taking over his role of Head of Monitoring in July 2013. Sarwar also double hatted as Regional Head of Distribution from June 2017 to June 2018.

Tareq Refat Ullah Khan
Managing Director & CEO
BRAC Bank PLC.

Masud Rana FCA
Managing Director & CFO
BRAC Bank PLC.

M Mahbubur Rahman FCS
Company Secretary
BRAC Bank PLC

Syed M Omar Tayub
Managing Director & CEO
Prime Bank Investment Limited
Head Office, Dhaka

Sarwar has completed his B.A. and M.A. from University of Dhaka with distinction. He also attended a good number of professional trainings, workshops and seminars at home and abroad.

Nurun Nahar Begum
Chief Technology Officer

Nurun Nahar Begum was appointed the Chief Technology Officer (CTO) of BRAC Bank from 01 January 2022.

Nahar joined BRAC Bank in 2001. Before the appointment of CTO, she was the Head of Core Banking in the Technology Division of the bank. She has successfully performed multiple roles within the division and has contributed enormously towards building a strong technology infrastructure of the bank in the last two decades.

Apart from her core responsibilities, Nahar also heads "TARA" - BRAC Bank's Internal Women Forum that has played a pivotal role in establishing BRAC Bank as one of the most women-friendly banks in Bangladesh.

Nahar completed both her Honors and Masters in Finance and Banking from Dhaka University. She also completed a Post-Graduate Diploma in Bank Management & IT from BRAC University and a Diploma in Programming & Information Technology from BRAC Information and Technology Institute, Dhaka.

BRIGADIER GENERAL MD. AMIN AKBAR (RETD.)
Head of General Services

Brigadier General Md. Amin Akbar (Retired) is an accomplished Bangladesh Army officer who joined BRAC Bank as Head of General Services Division (GSD) on December 1, 2022.

Mr. Amin brings onboard his years of experience and expertise relevant to all four functional areas of General Services: Procurement, Infrastructure, Development & Maintenance (IDM), General Administration (GA), and Safety & Security. Regarding procurement, Mr. Amin was a member of the highest procurement body (GSPC) of the Bangladesh Army and comes with an in-depth understanding of procurement processes, tools and methods. As regards IDM, he has supervised functions of Military Engineering Services (MES) and other asset management agencies in the Army responsible for property acquisition and development, construction projects and maintenance functions.

Running General Administration and Safety & Security affairs is his forte, developed through years of supervising similar functions in the Army as a senior commander and staff officer. Mr. Amin is a multi-tasker and a proponent of cross-functional teamwork. He has mastery in stakeholder management and comes with professional networks in the security and intelligence community at different tiers of the government and administration.

Tareq Refat Ullah Khan
Managing Director & CEO
BRAC Bank PLC.

M Masud Rana FCA
Additional Managing Director & CFO
BRAC Bank PLC.

M Mahbubur Rahman FCS
Company Secretary
BRAC Bank PLC

Syed M Omar Tayub
Managing Director & CFO
Head Office, Dhaka

Mr. Amin is an MBA (Major in Finance) from the University of Dhaka. Additionally, he earned two more master's degrees, one in Strategic Studies from the USA and another in Defense Studies from National University, Bangladesh. He was a top graduate of his Staff Course class at Mirpur Cantonment and earned a prestigious 'psc' symbol. He is also a US Army Command & General Staff College, Kansas, USA graduate. As a senior leader, he attended US Army War College, Pennsylvania and earned the 'ndc' symbol. Mr. Amin is an avid golfer and enjoys intellectual discourse.

Barrister Rasheed Ahmed
Chief Legal Officer

Barrister Rasheed Ahmed joined BRAC Bank on September 19, 2010. Before joining BRAC Bank, Rasheed served as Legal Affairs Manager at Orascom Telecom Limited (Banglalink).

Rasheed has over 19 years of experience in corporate legal practices, having worked with some of the most reputed law chambers in the country, and multinational companies, such as Grameenphone Limited, LM Ericsson Bangladesh Limited and Huawei Technologies Bangladesh Limited.

Rasheed obtained LL.B (Hons) and LL.M degrees from the University of Rajshahi, Bangladesh, and an LL.B (Hons) degree from the University of Wolverhampton, UK. Furthermore, he went on to acquire Post Graduate Diploma in Law from the University of Northumbria, UK, and he was called to the bar at Lincoln's Inn UK. He is also a BIBM Bangladesh Certified Expert in Anti Money Laundering and Financial Crime.

Md. Mokerrobin Mannan
Chief Digital Officer

Md. Mokerrobin Mannan joined BRAC Bank as the first Chief Digital Officer of the bank on April 1, 2024. Mokerrobin, with his extensive knowledge of the latest technology and digital developments, brings a wealth of expertise from his tenure with leading multinational companies. Before BRAC Bank, Mokerrobin worked with Nagad Ltd. as Chief Technology Officer and Digital Transformation Advisor to the Managing Director. He worked in various roles, such as CDO, CTO, and other technological functions, with Ericsson-Kenya, Grameenphone Ltd., Robi Axiata, bKash, and UPAY.

He holds an EEE degree from the Bangladesh University of Engineering & Technology (BUET), an MSc in Telecommunications from École Normale Supérieure de Cachan, Paris, France, and an MBA under Executive program from IBA, Dhaka University. He is also a certified Project Management Professional (PMP).

Ekram Kabir
Chief Communication Officer

Tareq Rafat Ullah Khan
Managing Director & CEO
BRAC Bank PLC.

M Masud Rafia FCA
Additional Managing Director & CFO
BRAC Bank PLC.

M Mahbubur Rahman FCS
Company Secretary
BRAC Bank PLC

Syed M Omar Tayub
Managing Director & CEO
Prime Bank Investment P
Head Office, Dhaka

Mr. Ekram Kabir joined BRAC Bank Limited as the Head of Communications and a member of Senior Management Team on 15th May, 2019. Mr. Ekram Kabir is a Communications Professional, bringing to us more than 28 years of experience in Media, Journalism, Communications and CSR. He started his career with The Daily Star in 1991 before moving on to The Financial Express in 1993. In 2001, he moved to the digital media and joined Ekushey Television as Senior Editor. From 2004 to 2011, he served in the BBC in different capacities. After the BBC, he took over the Editorial role in "ICE Business Times". In 2013, he became Head of News in Ekattor TV. From 2014 to 2015, he served as Head of Programme in ABC Radio. Prior to joining BRAC Bank, he had been working in Robi Axiata for over four years and, latterly, was Vice President managing Media, Communications and Sustainability. Mr. Ekram Kabir completed both M.A. and B.A. in English Literature from the University of Dhaka.

Indraneel Chattopadhyay
Chief Marketing Officer

Indraneel Chattopadhyay assumed the role of Chief Marketing Officer at BRAC Bank on October 8, 2023. As a member of the bank's Senior Management Committee, he oversees the management and enhancement of the bank's brand positioning, as well as the establishment of a consistent brand identity across all business segments. Prior to joining BRAC Bank, he served as the Director Brand and Creative Communication of Nagad Limited, a mobile financial services company.

Indraneel brings with him a wealth of experience in creative communication, brand management, and strategic marketing, garnered from his career spanning over 21 years. He has worked with renowned brands such as Coca-Cola, Nestle, DHL, Standard Chartered, Western Union, Berger, Moneygram, Warid Telecom (now Airtel), Energypac, and City Group, among others, helping reinforce the brands with marketing initiatives. He has also held key roles in leading creative agencies including, McCann Worldgroup, Madonna Communication (Affiliated with Dentsu) and Ogilvy. Additionally, he has gained experience from his time at Otobi Limited and PRAN-RFL Group.

Indraneel holds a bachelor's and master's degree in Fine Arts from The Maharaja Sayajirao University of Baroda, India, and has completed higher studies in Interactive Media Design at Seneca College, Canada. Outside of work, he enjoys traveling the world, exploring diverse cuisines & arts, and listening to music.

Tareq Refat Ullah Khan
Managing Director & CEO
BRAC Bank PLC.

M Masud Rana FCA
Additional Managing Director & CFO
BRAC Bank PLC.

M Mahbubur Rahman FCS
Company Secretary
BRAC Bank PLC

Syed M Omar Tayub
Managing Director & CEO
Prime Bank Investment PLC
Head Office, Dhaka

10.06 Description of Assets & Liabilities

ASSETS

As of December 31, 2024, BRAC Bank PLC's asset base continued to expand, driven primarily by a significant increase in investments in government securities and a growing loan portfolio. The Bank strategically deployed surplus liquidity into high-quality treasury instruments to optimize returns while meeting regulatory requirements. Loans and advances also saw healthy growth, particularly in demand and term lending, reflecting increased financing to SMEs and corporates. At the same time, cash balances both in hand and with Bangladesh Bank were strengthened to support liquidity needs and regulatory compliance. Continued investments in IT infrastructure and fixed assets underscore the Bank's commitment to operational resilience and digital transformation.

Cash:

Particulars (BDT)	Consolidated		Standalone	
	2024	2023	2024	2023
Cash In Hand (Including Foreign Currency)	15,000,490,086	11,416,440,336	14,698,347,260	11,198,084,095
Balance With BB & Its Agent Bank(S) (Including Foreign Currency)	30,852,940,917	28,150,953,478	30,852,940,917	28,150,953,478
Total Cash	**45,853,431,003**	**39,567,393,814**	**45,551,288,177**	**39,349,037,573**

As of December 31, 2024, BRAC Bank PLC's total standalone cash balance increased to BDT 45,551.3 million from BDT 39,349.0 million in 2023, driven by higher cash in hand and balances with Bangladesh Bank. Cash in hand rose by BDT 3,500.3 million, while balances with BB and its agent banks increased by BDT 2,702.0 million. The consolidated cash position followed a similar trend, reflecting the Bank's continued focus on maintaining strong liquidity to meet regulatory and operational requirements.

Cash In Hand:

Particulars (BDT)	Consolidated		Standalone	
	2024	2023	2024	2023
Local Currency	14,799,474,634	11,217,036,108	14,497,331,808	10,998,679,867
Foreign Currency	201,015,452	199,404,228	201,015,452	199,404,228
Total Currencies:	**15,000,490,086**	**11,416,440,336**	**14,698,347,260**	**11,198,084,095**

As of December 31, 2024, BRAC Bank PLC's cash in hand increased primarily due to a rise in local currency holdings, which grew by BDT 3,498.7 million on a standalone basis—from BDT 10,998.7 million to BDT 14,497.3 million. Foreign currency holdings remained stable with a marginal increase. The overall increase in total currencies held reflects the Bank's effort to strengthen its on-site liquidity in response to operational needs and regulatory reserve requirements.

Tareq Refat Ullah Khan
Managing Director & CEO
BRAC Bank PLC.

M Masud Rana FCA
Additional Managing Director & CFO
BRAC Bank PLC.

M Mahbubur Rahman FCS
Company Secretary
BRAC Bank PLC

Syed M Omar Tayub
Managing Director & CFO
Head Office, Dhaka

Balance With BB And Its Agent Banks:

Particulars (BDT)	Consolidated		Standalone	
	2024	2023	2024	2023
Local Currency	27,442,403,976	24,564,644,839	27,442,403,976	24,564,644,839
Foreign Currency	2,223,377,805	2,430,645,910	2,223,377,805	2,430,645,910
Sonali Bank as an Agent of BB (Local Currency	1,187,159,136	1,155,662,729	1,187,159,136	1,155,662,729
Total Balance	**30,852,940,917**	**28,150,953,478**	**30,852,940,917**	**28,150,953,478**

As of December 31, 2024, BRAC Bank PLC's balance with Bangladesh Bank and its agent banks increased to BDT 30,852.9 million from BDT 28,151.0 million in 2023. The rise was mainly driven by an increase in local currency balances, which went up by BDT 2,877.8 million. Foreign currency balances declined slightly, while the balance held with Sonali Bank as an agent of Bangladesh Bank saw a modest increase. This reflects the Bank's ongoing efforts to maintain adequate reserves for CRR and SLR compliance.

Balance With Other Banks and Financial Institutions:

Particulars (BDT)	Consolidated		Standalone	
	2024	2023	2024	2023
Inside BD	29,709,255,296	28,059,887,006	3,438,563,039	211,111,723
Outside BD	2,554,474,400	6,868,699,987	2,526,699,021	6,743,964,777
	32,263,729,696	**34,928,586,993**	**5,965,262,060**	**6,955,076,500**
Balance Inside BD				
In Current Deposit Accounts With:				
Banks	30,040,098,922	26,745,965,199	338,563,039	111,111,723
Less: Inter Unit/Company Elimination	4,559,204,443	4,443,204,328	-	-
	25,480,894,479	**22,302,760,871**	**338,563,039**	**111,111,723**
In Term Deposit Accounts With:				
Banks	4,288,977,309	5,778,636,140	3,000,000,000	-
Non-Banking Financial Institutions (NBFIs)	100,000,000	100,000,000	100,000,000	100,000,000
	4,388,977,309	**5,878,636,140**	**3,100,000,000**	**100,000,000**
Less: Inter Unit/Company Elimination	160,616,492	121,510,005	-	-
	4,228,360,817	**5,757,126,135**	**3,100,000,000**	**100,000,000**
Total Balance at The End of The Year	**29,709,255,296**	**28,059,887,006**	**3,438,563,039**	**211,111,723**

Balances with other banks and financial institutions reflected a strategic shift toward more liquid placements. Inside Bangladesh, consolidated current deposits rose by BDT 3,294.1 million, from BDT 26,746.0 million in 2023 to BDT 30,040.1 million in 2024, while fixed-deposit placements declined by BDT 1,489. 7 million, from BDT 5,778.6 million to BDT 4,289.0 million, as the Bank favored current account liquidity over term placement. After netting inter-unit eliminations, consolidated balances inside Bangladesh moved from BDT 28,059.9 million to BDT 29,709.3 million. Outside Bangladesh, correspondent bank placements fell by BDT 4,314.2 million, from BDT

Tareq Refat Ullah Khan
Managing Director & CEO
BRAC Bank PLC.

M Masud Rana FCA
Additional Managing Director & CFO
BRAC Bank PLC.

M Mahbubur Rahman FCS
Company Secretary
BRAC Bank PLC

Syed M Omar Tayub
Managing Director & CE
Head Office, Dh

6,868.7 million to BDT 2,554.5 million, as foreign-currency placements overseas were reduced in favor of local-currency government securities. On a standalone basis, balances inside Bangladesh jumped from BDT 211.1 million to BDT 3,438.6 million, driven entirely by a new fixed-deposit placement of BDT 3,000 million.

Investments:

Particulars (BDT)	Consolidated		Standalone	
	2024	2023	2024	2023
Investments:	**297,959,625,736**	**191,144,171,435**	**204,351,738,373**	**115,657,479,057**
Government	286,713,242,602	181,372,719,817	194,166,365,832	107,556,755,200
Others	11,246,383,134	9,771,451,618	10,185,372,541	8,100,723,857

The Bank's investment portfolio (standalone) surged by over 77%, reaching BDT 204,352 million in 2024 from BDT 115,657 million in 2023. The majority of these investments are allocated to government securities, reflecting a strategic alignment with SLR requirements, return optimization, and risk mitigation. Consolidated investments stood at BDT 297,960 million in 2024, up from BDT 191,144 million in 2023.

Loans & Advances:

Particulars (BDT)	Consolidated		Standalone	
	2024	2023	2024	2023
Loans, Cash Credit, Overdrafts Etc.	361,269,154,142	285,203,753,699	360,790,260,778	284,368,118,906
SMEs	260,345,475,823	232,338,801,248	260,345,475,823	232,338,801,248
*Bills Purchased & Discounted	2,236,151,929	2,745,075,658	2,236,151,929	2,745,075,658
Loans & Advances:	**623,850,781,894**	**520,287,630,605**	**623,371,888,530**	**519,451,995,812**

**Bills purchased and discounted excludes bills purchased and discounted of small and medium enterprises (SME).*

The Bank's standalone loans and advances portfolio reached BDT 623,372 million in 2024, compared to BDT 519,452 million in 2023, marking a 20.0% year-on-year growth. A significant portion of this portfolio continues to be allocated to the SME segment (BDT 260,345 million), reaffirming BRAC Bank's core mandate of financial inclusion and SME-centric banking. Consolidated loans and advances rose to BDT 623,851 million in 2024.

Loans, Cash Credit, Overdrafts Etc.:

Particulars (BDT)	Consolidated		Standalone	
	2024	2023	2024	2023
Overdrafts	32,039,210,105	25,431,612,843	32,039,210,105	25,431,612,843
Demand Loans	162,980,999,171	125,993,007,565	162,980,999,171	125,993,007,565
Term Loans	147,272,386,742	118,465,251,374	147,272,386,742	118,465,251,374
Lease Receivables	313,530,526	381,836,306	313,530,526	381,836,306
Credit Cards	14,067,646,868	12,894,325,021	14,067,646,868	12,894,325,021
Staff Loans	4,129,999,828	1,212,467,404	4,116,487,366	1,202,085,797
Margin Loans	1,729,304,995	2,085,767,046	-	-
	362,533,078,235	**286,464,267,559**	**360,790,260,778**	**284,368,118,906**

Tareq Refat Ullah Khan
Managing Director & CEO
BRAC Bank PLC.

M Masud Reza FCA
Additional Managing Director & CFO
BRAC Bank PLC.

Mahbubur Rahman FCS
Company Secretary
BRAC Bank PLC

Syed M Omar Tayub
Managing Director & CEO
Prime Bank Investment PLC
Head Office, Dhaka

Less: Intercompany Elimination	1,263,924,093	1,260,513,860		
Total loans, cash credit, overdrafts etc.:	**361,269,154,142**	**285,203,753,699**	**360,790,260,778**	**284,368,118,906**

Demand Loans grew reflecting increased working-capital financing for corporate and SME clients as the economy recovered.

Overdrafts and Term Loans also expanded significantly but the highest absolute increase was in Demand Loans by BDT 36,988 million, driven by sustained corporate cash-flow needs and new credit lines.

Fixed Assets:

Particulars (BDT)	Consolidated		Standalone	
	2024	2023	2024	2023
Land	527,275,400	527,275,400	527,275,400	527,275,400
Office Floor Space	20,855,926	21,009,617	4,034,334	4,034,334
Furniture & Fixture	2,826,489,013	2,567,532,973	2,536,067,740	2,346,016,160
Office Equipment	1,807,462,053	1,584,891,641	1,652,505,716	1,467,218,773
It Hardware	9,068,996,625	7,871,140,298	4,331,020,016	3,424,966,157
Motor Vehicles	711,925,392	688,857,818	442,202,195	442,202,195
Leasehold Improvements	204,383,908	170,713,752	-	-
Right Of Use Assets (ROU)	8,834,516,227	7,940,805,381	7,540,539,044	6,715,802,482
Capex Work in Progress	789,800,949	369,058,266	415,419,541	306,546,534
IT Software (Finite Useful Lives)	10,589,750,327	8,646,291,184	3,260,405,920	2,979,635,750
Total Cost	**35,381,455,820**	**30,387,576,330**	**20,709,469,906**	**18,213,697,785**
Accumulated Depreciation & Amortization	20,980,308,628	17,368,917,097	12,191,024,028	10,586,518,632
Written Down Value At 31 December	**14,401,147,192**	**13,018,659,233**	**8,518,445,878**	**7,627,179,153**

Standalone fixed assets (written down value) increased to BDT 8,518 million in 2024 from BDT 7,627 million in 2023, with key investments made in IT hardware and software, office equipment, and leasehold improvements. Consolidated fixed assets reached BDT 14,401 million in 2024. These enhancements reflect the Bank's continued investments in digital infrastructure and branch modernization.

Income Generating Assets:

Particulars (BDT)	Consolidated		Standalone	
	2024	2023	2024	2023
Interest Receivables	9,998,211,787	4,464,401,271	9,998,211,787	4,464,401,271
Dividend Receivables	95,909,440	76,903,639	95,909,440	76,903,639
Investment In Subsidiary	-	-	14,471,693,991	13,905,720,021
Investment/Carrying Value in Associates	46,735,064	39,837,592	46,735,064	39,837,592
Receivables Against Sanchayapatra	27,495,327	33,836,925	27,495,327	33,836,925

Tareq Rezwan Khan
Managing Director & CEO
BRAC Bank PLC.

M Masud Rana FCA
Additional Managing Director & CFO
BRAC Bank PLC.

M Mahbubur Rahman FCS
Company Secretary
BRAC Bank PLC

Syed M Omar Tayub
Managing Director & CEO
Head Office, Dhaka

Balance With BRAC EPL Stock Brokerage Limited	168,351	1,159,758	168,351	1,159,758

As of December 31, 2024, BRAC Bank PLC's standalone income-generating other assets rose notably, driven by a significant increase in interest receivables, which grew to BDT 9,998.2 million from BDT 4,464.4 million, reflecting higher accruals on an expanded loan and investment portfolio. Dividend receivables also increased modestly. Investment in subsidiaries rose by BDT 566.0 million to BDT 14,471.7 million, while the carrying value in associates and receivables against Sanchayapatra remained relatively stable. The balance with BRAC EPL Stock Brokerage Limited declined, indicating lower intercompany receivables.

Non-Income Generating Assets:

Particulars (BDT)	Consolidated		Standalone	
	2024	2023	2024	2023
Stock Of Stamps	71,040,416	44,337,730	71,040,416	44,337,730
Stock Of Security Stationery	14,617,876	8,341,368	14,617,876	8,341,368
Stock Of Printing Stationery	9,514,351	9,146,286	9,514,351	9,146,286
Investment in swift share	18,960,837	8,083,464	18,960,837	8,083,464
Prepaid Interest Expenses On IFFD	998,002	2	998,002	2
Advance To Staff	18,333,257	12,118,665	18,333,257	12,118,665
Advance To Supplier	75,332,785	70,740,203	15,967,111	22,621,735
Advance Value Added Tax	6,602,947	6,602,947	6,602,947	6,602,947
Advance To SME Unit Offices	1,308,690	1,308,690	1,308,690	1,308,690
Advance Against Office Rent	99,947,226	66,412,563	99,947,226	66,412,563
Advance Security Deposit	21,700,163	17,555,370	15,716,756	13,071,963
Receivables From biTS	93,929,793	124,393,521	93,929,793	124,393,521
Deferred Revenue Expenditure	751,886,783	686,525,642	751,886,783	686,525,642
Deferred Tax Asset	8,152,329,178	8,187,103,882	6,193,267,865	5,629,848,665
Net Plan Assets - Employees' Gratuity Fund	-	132,156,493	-	132,156,493
Other Receivables	9,660,795,328	9,385,537,124	9,660,795,328	9,385,537,124
Other Assets Of Subsidiaries	11,341,716,116	10,439,534,365	-	-

As of December 31, 2024, BRAC Bank's non–income-generating other assets reflected growth in deferred tax assets, operational advances, and administrative stocks. Deferred tax assets rose due to timing differences, while increases in advance rent, staff advances, and security deposits aligned with branch expansion. The stock of stationery and investment in SWIFT shares also increased. Consolidated other assets of subsidiaries rose by BDT 902.2 million, supporting broader group-level operational activities.

Tareq Refat Ullah Khan
Managing Director & CEO
BRAC Bank PLC.

M Masud Rana FCA
Additional Managing Director & CFO
BRAC Bank PLC.

M Mahbubur Rahman FCS
Company Secretary
BRAC Bank PLC

Syed M Omar Tayub
Managing Director & CFO
Prime Bank Investment PLC
Head Office, Dhaka

Goodwill:

Particulars (BDT)	Consolidated		Standalone	
	2024	2023	2024	2023
BRAC EPL Investments Ltd	-	246,289,821	-	-
BRAC EPL Stock Brokerage Ltd	1,126,273,572	1,126,273,572	-	-

As of December 31, 2024, the consolidated goodwill on BRAC Bank PLC's balance sheet stood at BDT 1,126.27 million, compared to BDT 1,372.56 million in 2023. This amount represents the goodwill arising from the acquisition of BRAC EPL Stock Brokerage Ltd. The goodwill previously recognized for BRAC EPL Investments Ltd. amounting to BDT 246.29 million in 2023, is no longer reflected in the 2024 financials, indicating a possible impairment, reclassification, or write-off during the reporting period.

LIABILITIES

The Bank experienced strong deposit growth, with term deposits contributing the most to the expansion in the funding base. This stable source of funding supported both asset growth and liquidity management. While borrowings from Bangladesh Bank declined due to repayments of earlier refinance lines, the Bank leveraged foreign-currency borrowings and short-term repo facilities to maintain funding flexibility. Other liabilities, including provisions and accrued expenses, increased in line with the expansion of core banking activities. Overall, the liability profile remained well-diversified and aligned with the Bank's prudent risk and liquidity management strategies.

Borrowings From Other Banks, FIs And Agents:

Particulars (BDT)	Consolidated		Standalone	
	2024	2023	2024	2023
Inside BD	2,606,382	466,117,216	-	275,000,000
Outside BD	50,345,004,023	41,457,253,539	50,331,428,570	41,441,714,285
Borrowings from other banks, financial institutions and agents	**50,347,610,405**	**41,923,370,755**	**50,331,428,570**	**41,716,714,285**

As of December 31, 2024, BRAC Bank PLC's standalone borrowings from institutions outside Bangladesh increased significantly to BDT 50,331.4 million from BDT 41,441.7 million in 2023, reflecting enhanced use of foreign credit lines to support trade and offshore operations. No new borrowings were reported from domestic institutions on a standalone basis, down from BDT 275.0 million in the previous year. On a consolidated level, total borrowings outside Bangladesh rose by BDT 8,887.8 million, while domestic borrowings declined sharply, indicating a strategic shift toward foreign funding sources.

Borrowings from BB & Government Agencies:

Particulars (BDT)	Consolidated		Standalone	
	2024	2023	2024	2023

Tareq Refat Ullah Khan
Managing Director & CEO
BRAC Bank PLC.

M Masud Rana FCA
Additional Managing Director & CFO
BRAC Bank PLC.

Mahbubur Rahman FCS
Company Secretary
BRAC Bank PLC

Syed M Omar Tayub
Managing Director & CEO
Prime Bank Investment PLC
Head Office, Dhaka

BB - Export development fund (EDF)	8,415,427,277	13,134,841,935	8,415,427,277	13,134,841,935
Bangladesh Bank Assured REPO	18,754,108,000	-	18,754,108,000	-
SME Foundation pre finance	423,319,340	353,885,000	423,319,340	353,885,000
BB - Long term financing facility (LTFF)	626,626,921	689,665,225	626,626,921	689,665,225
BB - Green transformation fund (GTF)	81,618,958	160,965,886	81,618,958	160,965,886
BB - PSC stimulus package	1,722,940,000	1,304,728,000	1,722,940,000	1,304,728,000
BB - Refinancing for green initiatives	10,010,000	20,000,000	10,010,000	20,000,000
BB - SME re-finance	26,257,376,286	45,508,903,750	26,257,376,286	45,508,903,750
Joyeeta foundation pre or re-finance	-	26,275,000	-	26,275,000
BB – Technology Development Fund (TDF)	780,963,036	149,710,000	780,963,036	149,710,000
BB – Green Transformation Fund (GTF)	77,262,890	81,300,000	77,262,890	81,300,000
Borrowing from BB-IPFF-II	651,373,556	-	651,373,556	-
BB Ref for Green Initiatives-Corp	102,296,837	-	102,296,837	-

In 2024, BRAC Bank's interbank and agent borrowings from outside Bangladesh surged by approximately 21.5%, as the Bank increasingly tapped into foreign currency lines, including dollar and FCY repo facilities, to support its foreign trade operations and hedge its currency positions. Meanwhile, borrowings from Bangladesh Bank and government agencies under the Export Development Fund (EDF) declined by around 36%, primarily due to the Bank's strategic decision to pre-repay a portion of its EDF obligations. In parallel, the Bank introduced the Bangladesh Bank Assured REPO facility, amounting to BDT 18,754 million, as a new source of short-term funding.

Deposits & Other Accounts:

Particulars (BDT)	Consolidated		Standalone	
	2024	2023	2024	2023
Current accounts and other accounts	277,875,898,241	232,223,892,907	189,281,704,728	157,581,037,834
Bills Payable	3,770,838,887	2,716,819,155	3,770,838,887	2,716,819,155
Savings Deposits	99,483,397,129	79,097,018,100	99,483,397,129	79,097,018,100

Tareq Rafat Ullah Khan
Managing Director & CEO
BRAC Bank PLC.

M Masud Rana FCA
Additional Managing Director & CFO
BRAC Bank PLC.

M Mahbubur Rahman FCS
Company Secretary
BRAC Bank PLC

Syed M Omar Tayub
Managing Director & CFO
Prime Bank Investment PLC
Head Office, Dhaka

*Term Deposits	386,748,713,246	260,827,011,296	386,909,329,738	260,948,521,302
Other Deposits	9,175,563,104	13,565,603,695	9,175,563,104	13,565,603,695
Deposits & Other Accounts:	**777,054,410,607**	**588,430,345,153**	**688,620,833,586**	**513,909,000,086**

*Term deposits include the deposit pension scheme (DPS).

As of December 31, 2024, BRAC Bank PLC's standalone deposit base rose to BDT 688,620.8 million from BDT 513,909.0 million in 2023, primarily driven by a sharp increase in term deposits, which grew by BDT 125,960.8 million. Current and savings deposits also recorded strong growth, reflecting continued expansion in retail and SME banking. Bills payable increased in line with trade-related activity, while other deposits declined as customers shifted toward higher-yield term products. The overall deposit mix indicates a stable and long-term funding profile.

Other Liabilities:

Particulars (BDT)	Consolidated		Standalone	
	2024	2023	2024	2023
Provision for loans and advances	19,701,567,950	17,960,360,461	18,489,732,179	16,748,524,691
Provision for interest receivable from loan	40,869,040	31,355,296	40,869,040	31,355,296
Provisions for off balance sheet Items	1,148,547,347	1,079,770,556	1,148,547,347	1,079,770,556
Provision for diminution in value of investments	48,732,877	54,699,842	48,732,877	54,699,842
Provision for other assets	350,407,070	250,326,862	350,407,070	250,326,862
Provision against non-banking assets	7,636,865	6,800,000	7,636,865	6,800,000
Interest suspense	1,796,186,975	1,988,749,599	1,796,186,975	1,988,749,599
Withholding tax payable	1,104,726,301	577,052,288	1,104,726,301	577,052,288
VAT payable	244,907,520	274,860,832	244,907,520	274,860,832
Excise duty payable	611,660,557	528,765,757	611,660,557	528,765,757
Provision for taxation net off AIT	9,121,330,429	7,181,157,352	4,543,543,558	4,226,604,046
Deferred tax liability	1,878,563,858	275,135,936	3,328,798,991	1,677,018,501
Interest payable on borrowings	1,502,708,930	1,170,238,268	1,502,708,930	1,170,238,268
Accrued expenses	6,098,805,919	4,530,292,398	989,448,722	684,859,664
Share subscription - IPO (refund warrant)	316,252	291,893	316,252	291,893
Unclaimed and undistributed dividend	31,743,945	15,477,955	31,743,945	15,477,955
Suppliers payable	131,601,437	117,439,983	131,601,437	117,439,983
Leased liabilities as per IFRS 16	4,684,331,702	4,469,656,993	4,289,290,659	4,010,398,209
Payable against exchange houses	294,161		294,161	

Tarek Rehat Ullah Khan
Managing Director & CEO
BRAC Bank PLC.

M Masud Hasana FCA
Additional Managing Director & CFO
BRAC Bank PLC.

M Mahbubur Rahman FCS
Company Secretary
BRAC Bank PLC

Syed M Omar Tayub
Managing Director & CEO
Prime Bank Investment PLC
Head Office, Dhaka

Payable against insurances	5,745,950	6,217,443	5,745,950	6,217,443
Payable against proxy account	2,396,427	2,402,402	2,396,427	2,402,402
Payable against SWIFT charge	80,602,395	51,529,329	80,602,395	51,529,329
Start-up Fund	352,907,106	231,545,408	352,907,106	231,545,408
Other payables	6,852,255,475	6,849,328,578	6,852,255,475	6,849,328,578
Other liabilities of subsidiaries	3,171,620,729	5,386,335,384		
Total	**58,970,467,217**	**53,039,790,815**	**45,955,060,739**	**40,584,257,402**

The Bank maintained adequate provisions across its asset classes. Provisions for loans and advances (standalone) stood at BDT 18,490 million in 2024, up from BDT 16,749 million in 2023. Additionally, accrued expenses, tax liabilities, interest suspense, and lease liabilities have been duly recognized. The consolidated total for other liabilities increased significantly to BDT 58,970 million in 2024.

10.07 Description of Previously Issued Debt and/or Securities

10.07.1 Description of Debt Securities:

As of December 31st, 2024

Year	Bond	Tenor (years)	Issue Amount at Face Value	Redemption/Raised	Outstanding
2010	Subordinated 25% Convertible Bond Issue of BRAC Bank Ltd. With qualification as Tier 2	7 Years	BDT 300 Crores	Fully Redeemed	-
2022	Affordable Housing Bond	5 Years	BDT 600 Crores	Not Fully Redeemed	BDT 475.1 Crores
2024	BBL 2nd Subordinated Bond	7 years	BDT 700 Crores	Not Fully Raised	BDT 628.7 Crores

Convertible, Subordinated Bond Term Sheet:

Issuer:	BRAC Bank PLC.
Purpose:	To raise Tier 2 Capital and undertake normal commercial banking activities with the proceeds as permitted by the Bangladesh Bank
Lead Arranger:	RSA Capital Limited
Issue Manager:	IDLC Finance Limited
Trustee:	The City Bank Limited

Tareq Rafat Ullah Khan
Managing Director & CEO
BRAC Bank PLC.

M Masud Ahmad FCA
Additional Managing Director & CFO
BRAC Bank PLC.

Mahbubur Rahman FCS
Company Secretary
BRAC Bank PLC

Syed M Omar Tayub
Managing Director & C
Head Office, Dh

Investors:	90% of the total issue size shall be offered to institutional investors including onshore and offshore investors and the remaining 10% shall be offered to public through offering.
Issue Size:	BDT 3,000,000,000 (Bangladesh Taka Three Billion)
Issue Type:	Subordinated Convertible Bond Issue ("Bond") of BRAC Bank Ltd with qualification as Tier 2 capital.
Tenor:	84 months from the date of issue, bullet repayment
Face Value:	Each Bond will have a Face Value of BDT 1,000 (One Thousand)
Market Lot:	Each Market Lot will consist of 5 (five) bonds each with a Face Value of BDT 1,000 (One Thousand)
Listing Size:	Public Listing of BDT 3,000,000,000 Subordinated Convertible Bond in the ratio of 90:10 for private placement and repeat public offerings, respectively in DSE and CSE.
Reference Rate:	The Reference Rate is the latest 182-days Bangladesh Government T-Bill as published on Bangladesh Bank website or other sources of publication. "Quotation Day" means, in relation to any period for which an interest rate is to be determined, 5 business days before the first day of that period. If a Reference Rate is not available on the Quotation Day, the Trustee will be entitled to apply a Treasury Bill rate with the next lower maturity: or if such a rate is unavailable then the Issuer shall negotiate in good faith with the Trustee (upon request of the Investors) in order to arrive at a mutual agreement upon the applicable interest rate and period of interest for the Facility. Such determination thereof shall be conclusive and binding on the Issuer.
Interest Margin above the Reference Rate for the Issue:	Margin is 6.50% determined during the book building exercise and market conditions as the precise time of issuance.
Interest Floor:	The Interest Margin plus the Reference Rate will be set at 12.50% (the Interest Floor) at all times.
Interest Payment Dates:	(i) Interest on the "Bond" is to be paid semi-annually on the interest payment dates. The interest payment dates currently are determined as 15th October and 15th April during the tenor of the facility. Interest payment will be calculated on the actual number of days over a 360-day (year of twelve 30-day month) basis and will be payable semi-annually.

Tareq Rezaul Ullah Khan
Managing Director & CEO
BRAC Bank PLC.

M Masud Uddin FCA
Additional Managing Director & CFO
BRAC Bank PLC.

M Mahbubur Rahman FCS
Company Secretary
BRAC Bank PLC

Syed M Omar Tayub
Managing Director & CEO
BRAC Bank Investment PLC
Head Office, Dhaka

Interest Period:	A 180-day period between an Interest Payment and the date falling immediately prior to the next occurring Interest Payment Date.
Principal Payment and Principal Payment Date:	Full Principal Payment, minus the converted portion of the bond (if any), will be in the form of a single bullet payment at the end of maturity in the event the Investors decide not to convert into common shares for the eligible convertible portion. Principal Payment Date will be the date of maturity of the Bond 84 months after the date of issue of the Bond to the Investors:
Conversion Option:	The Investor at the predetermined Principal Payment Dates of the Bond reserve the night and option to convert 25% of the Face Value of the Bond at a pre-determined Conversion Strike Price into the common shares of BRAC Bank Ltd. However, conversion is not mandatory.
Conversion Date:	The Conversion Date is the same date will be 5th, 6th & 7th anniversary of Bond issuance date.
Conversion Strike Price:	The Conversion Strike Price is the predetermined conversion price of the available convertible portion of the bond. **Conversion Strike Price** = Conversion Multiplex NAV per share as per last audited financial statements of the Bank **Conversion Multiple** = (Daily average market price of the immediate previous 6 months average market price of BRAC Bank shares in the Dhaka Stock Exchange, prior to signing date of the transaction) / (NAV per share as per last audited financial statements of the Bank prior to signing date of the transaction) = 1.70
Conversion Method:	i. 5% of issue sire at the 5th Year at the above mentioned pre-determined multiple of book value of the **immediately available last audited book value of BRAC Bank.** **Converted Face Value** = 5% of the Face Value of the bonds held by the bondholders ii. 10% of issue size at the 6th Year at the above mentioned pre-determined multiple of book value of the immediately available last audited book value of BRAC Bank **Converted Face Value** = 10% of the Face Value of the bonds hold by bondholders iii. 10% of issue size at the 7th Year at the above mentioned pre-determined multiple of book value of the immediately available last audited book value of BRAC Bank

Tareq Rafat Ullah Khan
Managing Director & CEO
BRAC Bank PLC.

A. Masud Rana FCA
Additional Managing Director & CFO
BRAC Bank PLC.

Md Mahbubur Rahman FCS
Company Secretary
BRAC Bank PLC

Syed M Omar Tayub
Managing Director & CEO
Prime Bank Investment PLC
Head Office, Dhaka

	Converted Face Value = 10% of the Face Value of the bonds held by bondholders In the event of Conversion, the Investors will receive exactly the amount of shares as determined by dividing Face Value by Conversion Strike Price for determining the number shares to be received in each Investor. Fractional amount of shares will be paid in cash at existing market price. **Converted No. of Shares** = [Converted Face Value]/[Converted Strike Price]
Conversion Right:	The right of a bondholder to convert 25% of the principal amount of any bond held by himself herself into shares is called Conversion Right. A Conversion Right may only be exercised if in respect of one or more Bonds. If more than one Bond held by the same holder is converted at any one time by the same holder, the number of Shares to be issued upon such conversion will be calculated on the basis of the relevant percentage of the aggregate principal amount of the Bonds to be converted.
Conversion Notice:	The Conversion Right attaching to any Bond may be exercised, at the option of the holder thereof as at the 42nd business day prior to each Conversion Date, during the period commencing 40 business days prior to such Conversion Date up to the close of business on the twentieth business day prior to such Conversion Date. The Trustee shall notify the Bondholders in accordance with not less than 2 business days prior to start of each Conversion Period of the commencement date and the final date of such Conversion Period. All notices are validly given if: (i) mailed to the Bondholders at their respective addresses in the Registers: (ii) published for three consecutive days in one English newspaper and one Bengali newspaper, each having wide circulation in Bangladesh; (iii) emailed to the Bondholders at their respective addresses set out in the Issuer Register provided that such notices will only be considered as validly given unless followed up with hard copies of the notices being mailed to the Bondholders or published for three consecutive days in a leading newspaper as aforesaid. Any such notice shall be deemed to have been given on the seventh day after being so mailed or on the later of the date of such publications.

Tareq Refat Ullah Khan
Managing Director & CEO
BRAC Bank PLC.

M Masud Rana FCA
Additional Managing Director & CFO
BRAC Bank PLC.

M Mahbubur Rahman FCS
Company Secretary
BRAC Bank PLC

Syed M Omar Tayub
Managing Director & CEO
Prime Bank Investment PLC
Head Office, Dhaka

Affordable Housing Bond Term Sheet:

Issuer	**BRAC Bank PLC. (BBPLC)**
The Issue	Non-Convertible Fixed Coupon Senior Bond of BRAC Bank PLC.
Investor	Part A Bonds: International investors, Part B Bonds: Banks, Corporate Houses, Insurance Companies, NBFI's, Asset Management Firms, Mutual Funds, Merchant Banks, Non-residentBangladeshis and individuals and High Net Worth Individuals etc.
Arrangement Basis	Best Efforts / Strictly Non-Underwritten
Purpose	To provide housing financing facility, including affordable housing to lower- and middle-income group
Currency	Bangladeshi Taka (BDT)
Face Value of each bond	BDT 1,000,000
No. of Bonds in Each Lot	1
Number of tranches	Part A Bonds: Up to 2 Part B Bonds: Up to 3
Denomination:	Denomination of each lot of bonds is indicated at BDT 1,000,000.00 Face Value
Total no. of Lots	Up to 6,000
Mode of Placement:	Private Placement
Maturity:	5 years from the Issue/Subscription date for the relevant tranche
Governing Law:	Part A Bonds: English Law (other than any clauses of the Trust Deed relating to the creation of trust under the Trust Deed as required under Bangladesh law which shall be governed accordingly) Part B Bonds: The laws of The People's Republic of Bangladesh
Security:	Unsecured
Form:	Registered
Listing:	Unlisted
Documentation / Transaction Documents	• Trust deed • Part A Subscription Agreement (with respect to the Part A Bonds) and Part B Subscription Agreement (with respect to the Part B Bonds) • Information Memorandum • Terms and Conditions (with respect to each of the Part A Bonds, and the Part B Bonds) Any other instrument(s) relating to such transaction
Conditions Precedent:	As more particularly detailed in Part A Subscription

Tareq Refat Ullah Khan
Managing Director & CEO
BRAC Bank PLC.

M Masud Rana FCA
Additional Managing Director & CFO
BRAC Bank PLC.

M Mahbubur Rahman FCS
Company Secretary
BRAC Bank PLC

Syed M Omar Tayub
Managing Director & CFO
Head Office, Dhaka

	Agreement (with respect to the Part A Bonds) and Part B Subscription Agreement (with respect to the Part B Bonds), including without limitation: (i) applicable authorizations being obtained by the Issuer, (ii) receipt by relevant subscriber of appropriate legal opinions from external counsel, (iii) required insurance policies being entered into, (iv) compliance with environmental and social action plan, and other environmental and social requirements and (v) agreement on parameters of certain on-going • financial covenants.
Trustee	Part A Bonds Trustee: IDLC Investments Limited Part B Bonds Trustee: IDLC Investments Limited Agent: IDLC Finance Limited
Legal Counsel	A Rahman and Associates
b. Coupon Rate	Fixed 5.50% p.a.
c. Coupon Frequency	Semi-annual
d. Transferability /Liquidity	Freely transferable
e. Prepayment, Call, Refunding, Conversion features	No voluntary prepayment/call option or conversion.
f. Late Redemption	The Issuer shall pay a late payment penalty of 2% (two per cent) above the coupon rate on any late redemption amount (including principal, coupon or fees) and be payable on the amount not paid on the due date up until the date of actual payment, unless otherwise provided in the Part A Subscription Agreement (with respect to the Part A Bonds) or the Part B Subscription Agreement (with respect to the Part B Bonds).
g. Credit Rating Trigger	In the event the credit rating of any Part A or Part B Bond tranche is downgraded by 2 notches (the "Rating Downgrade") from the rating applicable at the date of issuance of the same bonds in accordance with the Part A Subscription Agreement or Part B Subscription Agreement, as applicable (the "Initial Coupon Rate"), the coupon rate of such Part A Bond or Part B Bond, as applicable, tranche shall be subject to a risk premium of 0.25% p.a. above the Initial Coupon Rate with respect to any coupon payable following the date of the Rating Downgrade.
h. Tax Features	As per applicable law and transaction documents with respect to the Part A and Part B Bonds
i. Aggregate Cost related to the issue of the Part A and Part B Bonds	Total of Arrangement fee, "Trustee, Paying Agent, Registrar, Transfer Agent fee," (for 5 years), Bond Rating fee & Legal Counsel Fee, Other fees: BDT 28,200,000.00 (approx.) Application Fee to BSEC: BDT 10,000 Consent Fee to BSEC: 0.10% on the total face value

Tarad Refat Ullah Khan
Managing Director & CEO
BRAC Bank PLC.

M Masud Rana FCA
Additional Managing Director & CFO
BRAC Bank PLC.

M Mahbubur Rahman FCA
Company Secretary
BRAC Bank PLC

Syed M Omar Tayub
Managing Director & CEO
Prime Bank Investment
Head Office, Dhaka

j. Repayment Schedule	Bullet, at final maturity of the relevant Bond tranche. For details, please see clause 16 at page 56.
k. Enforcement of Charges over securities	IDLC Investments Limited in its separate capacities as Trustee for the Part A and Part B Bonds may at its discretion take proceedings against the Issuer to enforce the obligations of the Issuer under the Trust Deed with respect to the relevant Bonds, provided that the Trustee shall not be under any obligation to do any of the foregoing unless it shall have been so requested in writing by the corresponding Bondholders (except for matters expressly stated as requiring a Resolution in the Trust Deed) or shall have been so directed by a Resolution (as further set out in the Trust Deed with respect to such Bonds).

BRAC Bank 2nd Subordinated Bond

Issuer:	**BRAC Bank Limited ("BBL")**	
The Issue:	BBL 2nd Subordinated Bond	
Mandated Lead Arranger:	BRAC EPL Investments Limited (BEIL) and also referred to as the "MLA" or Arranger.	
Arrangement Basis:	Best Efforts/Non-Underwritten.	
Purpose:	To strengthen BBL's capital base (Tier–II Regulatory Capital Raising) in line with the Basel-III framework.	
Investors:	Financial Institutions, Insurance Companies, Provident & Gratuity Funds, Corporates, High Net-Worth Individuals and any other eligible investors	
Currency	Bangladesh Taka (BDT)	
Issue Size	BDT 7,000,000,000	
Trustee	UCB Investment Limited	
Listing Status	Alternative Trading Board (ATB)	
Face Value of Each Bond:	BDT 1,000,000 (One Million)	
Total Bonds:	7000	
Minimum Application Amount:	BDT 1,000,000 (One Million)	
Issue Price of Each Bonds:	100% at face value/par.	
Tenor:	7 years from the date of issue	
Nature of Instrument:	Non-Convertible, Fully Redeemable, Coupon Bearing, Floating Rate, Subordinated Bond.	
Conversion:	Non-Convertible	
Feature:	Fully-Redeemable	
Credit Rating:	**Issuer:** Long Term: AAA Short Term: ST-1 Outlook: Stable Validity: June 30, 2024	**Issue:** Long Term: AA1 Outlook: Stable Validity: December 13, 2023 Rating agency: CRAB

Tareq Fatullah Khan
Managing Director & CEO
BRAC Bank PLC.

M Masud Rana FCA
Additional Managing Director & CFO
BRAC Bank PLC.

M Mahbubur Rahman FCS
Company Secretary
BRAC Bank PLC

Syed M Omar Tayub
Managing Director & CEO
Head Office, Dhaka

	Rating agency: CRAB	
Form:	Registered	
Coupon Rate:	**Reference Rate + Coupon Margin** **Reference Rate:** Average of most recent published 6-month highest deposit rates of PCBs (excluding 4th and 5th Generation, Islamic Banks and Foreign Banks) published by Bangladesh Bank in its website at the beginning of any Coupon Period. **Coupon Margin:** 3.00% p.a.	
Coupon Range:	No cap & floor	
Payment of Coupon:	Semi-annually beginning at the end of 6 months from drawdown date and afterwards semi-annually throughout the tenor of the bond.	
Late Redemption:	Incremental charge at the rate of 2% per annum payable by the Issuer to the Bondholders above the amount to be paid by the Issuer to the Bondholders on the Redemption date for failure of the Issuer to make payment to the Bondholders on the Redemption date.	
Over Subscription:	In event of this issue of the bond being oversubscribed, the allotment will be a first come first serve basis.	
Under Subscription:	Any under-subscribed portion will be re-offered for fresh subscription depending on prevailing market conditions.	
Applicable Bangladesh Bank Guidelines:	The Bonds are being made in pursuance of "Guidelines on Risk Based Capital Adequacy (Revised Regulatory Capital Framework for banks in line with Basel III)" on Basel III capital regulations issued by Bangladesh Bank vide BRPD Circular No- 18 dated December 21, 2014 (herein after Basel III Regulations/ Basel III Guidelines/ Bangladesh Bank RBCA Guidelines-2014) covering criteria lor inclusion of instruments in Regulatory Capital (Specific Eligibility Criteria for Subordinated Debt to Qualify as Tier 2 Capital stated in ANNEX-4 of Bangladesh Bank RBCA Guidelines-2014). The issue of Bonds and terms and conditions of the Bonds will be subject to the applicable guidelines/orders /rules/circulars issued by Bangladesh Bank and Bangladesh Securities and Exchange Commission from time to time	
Regulatory Approval:	Upon approval from the Bangladesh Securities and Exchange Commission and No-Objection Certificate from Bangladesh Bank, the Issuer will issue the Bonds	
Validity of the Consent (to be issued by BSEC):	The consent for issuance of securities under private offer shall remain valid for 06 (six) months from the date of consent or for such a period as determined by the BSEC in the consent letter.	
Transferability:	Freely transferable subject to the terms and conditions of the Bond documents.	
Liquidity:	Freely transferable subject to the terms and conditions of the Bond documents.	
Prepayment:	No Prepayment option	
Call:	Bond is non-callable	
Refunding:	Not applicable	

Tareq Refat Ullah Khan
Managing Director & CEO
BRAC Bank PLC.

M Masud Rana FCA
Additional Managing Director & CFO
BRAC Bank PLC.

M Mahbubur Rahman FCS
Company Secretary
BRAC Bank PLC

Syed M Omar Tayub
Managing Director & CE
Prime Bank Investment
Head Office, Dha

Conversion Features:	Not applicable
Early Redemption:	Not applicable
Compliance:	The bond indenture to be aligned, where applicable, for compliance with Guideline of Risk Based Capital Adequacy" issued by Bangladesh Bank (BB). Rules & Regulations of Bangladesh Securities & Exchange Commission (BSEC) and applicable Laws of the land.
Credit Enhancement:	Not applicable
Conditions Precedent:	In form and substance satisfactory to the MLA including without limitation: (i) due diligence having been conducted and completed, (ii) documentation for Financing and appropriate business description disclosure in the offering circular, (iii) receipt by the MLA of appropriate legal opinions from external counsel, (iv) the Issuer having obtained all relevant approvals for Financing
Trustee Authority:	At any time after the Bonds have become due and repayable, the Trustee may, and without further notice in writing, lake such proceedings against the Issuer as it may think fit to enforce repayment of the Bonds and to enforce the provisions of the Trust Deed, but it will not be bound to take any such proceedings unless (a) it shall have been so requested in writing by the holders of not less than $66^{2/3}$ per cent. in principal amount of the Bonds then outstanding or shall have been so directed by an Extraordinary Resolution of the Bondholders and (b) it shall have been indemnified and/or secured to its satisfaction. No Bondholder will be entitled to proceed directly against the Issuer unless the Trustee, having become bound to do so, fails to do so within a reasonable period and such failure shall be continuing.
Status of Securities Holders in Case of Priority of Payment:	The Claims of the Investors/Bondholders shall: (i) be superior to the claims of investors in equity shares; (ii) be subordinated to the claims of depositors and general creditors of the bank; (iii) pari-passu without preference amongst themselves and other unsecured debt instruments classifying as Tier 2 in terms of Basel III guidelines whether currently outstanding or issued at any time in the future.; and (iv) neither be secured nor covered by a guarantee of the Issuer nor related entity or other arrangement that legally or economically enhances the seniority of the claim bank creditors. Tier 1 Capital and Tier 2 Capital shall have the meaning ascribed to such terms in the Basel III Guidelines.
Mode of Placement:	Private Placement
Security:	Unsecured
Listing:	Listed on the Alternative Trading Board
Tax Features:	As per the tax law of People's Republic of Bangladesh

Tareq Refat Ullah Khan
Managing Director & CEO
BRAC Bank PLC.

M Masud Rana FCA
Additional Managing Director & CFO
BRAC Bank PLC.

M Mahbubur Rahman FCS
Company Secretary
BRAC Bank PLC

Syed M Omar Tayub
Managing Director & CEO
Head Office, Dhaka

<table>
<tr><td>Redemption Schedule:</td><td>To be redeemed at par in 5 equal annual instalments starting from end of 3rd year from the subscription closing date/deemed date of allotment and each 12 months from thereafter as per following table:
<table>
<tr><th>Years</th><th>Repayment (BDT)</th><th>Balance</th></tr>
<tr><td>End of 1st year</td><td>-</td><td>7,000,000,000</td></tr>
<tr><td>End of 2nd year</td><td>-</td><td>7,000,000,000</td></tr>
<tr><td>End of 3rd year</td><td>1,400,000,000</td><td>5,600,000,000</td></tr>
<tr><td>End of 4th year</td><td>1,400,000,000</td><td>4,200,000,000</td></tr>
<tr><td>End of 5th year</td><td>1,400,000,000</td><td>2,800,000,000</td></tr>
<tr><td>End of 6th year</td><td>1,400,000,000</td><td>1,400,000,000</td></tr>
<tr><td>End of 7th year</td><td>1,400,000,000</td><td>-</td></tr>
</table></td></tr>
<tr><td>Rating Trigger:</td><td>If the credit rating of the Issue falls below the minimum investment grade i.e., "BBB" in the long term or "ST-3" in the short term, then Export Import Bank of Bangladesh Limited shall pay an additional fee on top of the stipulated Coupon Rate as a Risk Premium as mentioned in the below table:
<table>
<tr><th>Issue Rating</th><th>Risk Premium to be Added</th></tr>
<tr><td>BB</td><td>0.25%</td></tr>
<tr><td>B</td><td>0.50%</td></tr>
<tr><td>C</td><td>0.75%</td></tr>
<tr><td>D</td><td>1.00%</td></tr>
</table></td></tr>
<tr><td>Documentation:</td><td>Will include but not limited to:
• Term Sheet
• Trust Deed
• Subscription Agreement
• Any other documentation related to the transaction
Customary Capital Market documentation including force majeure, negative pledge, cross default and indemnity provisions.</td></tr>
<tr><td>Legal Counsel:</td><td>Farooq & Associates</td></tr>
<tr><td>Governing Law:</td><td>The Laws of The People's Republic of Bangladesh</td></tr>
</table>

Tareq Refat Ullah Khan
Managing Director & CEO
BRAC Bank PLC.

M Masud Rana FCA
Additional Managing Director & CFO
BRAC Bank PLC.

M Mahbubur Rahman FC
Company Secretary
BRAC Bank PLC.

Syed M Omar Tayub
Managing Director & CFO
Head Office, Dhaka

10.07.2 Description of Equity Securities:

	Date of Allotment	Number of Shares Issued		Amount of Shares Capital(BDT)	Total Paid up Capital (Cumulative)
		Bonus Shares	Subscription		
First (Subscription tothe Memorandum & Articles of Association) at the time of Incorporation	1999	-	2,000,000	200,000,000	200,000,000
BRAC (subscription)	2001	-	500,000	50,000,000	250,000,000
BRAC (subscription)	2003	-	674,500	67,450,000	317,450,000
ShoreCap International Ltd.	2004	-	875,700	87,570,000	405,020,000
International FinanceCorporation	2004	-	949,800	94,980,000	500,000,000
IPO	2006	5,000,000	-	500,000,000	1,000,000,000
Bonus 20%	2007	2,000,000	-	200,000,000	1,200,000,000
Bonus 10%	2008	1,200,000	-	120,000,000	1,320,000,000
Right Share 20%	2008	-	2,640,000	264,000,000	1,584,000,000
Bonus Share 30%	2009	4,752,000	-	475,200,000	2,059,200,000
Bonus Share 30%	2010	6,177,600	-	617,760,000	2,676,960,000
Bonus Share 20%	2011	5,353,920	-	535,392,000	3,212,352,000
Bonus Share 20%	2012	64,247,040	-	642,470,400	3,854,822,400
Bonus Share 15%	2013	57,822,336	-	578,223,360	4,433,045,760
Bonus Share 10%	2014	44,330,457	-	443,304,570	4,876,350,330
Right share 50%	2014	-	221,652,288	2,216,522,880	7,092,873,210
Fresh Issue against Bond, 1st Conversion of Bond	2016	-	1,149,589	11,495,890	7,104,369,100
Fresh Issue against Bond, 2nd Conversion of Bond	2017	-	2,237,835	22,378,350	7,126,747,450
Bonus Share 20%	2017	142,534,949	-	1,425,349,490	8,552,096,940
Fresh Issue against Bond, 3rd Conversion of Bond	2018	-	2,790,534	27,905,340	8,580,002,280
Bonus Share 25%	2018	214,500,057	-	2,145,000,570	10,725,002,850
Bonus Share 15%	2019	160,875,042	-	1,608,750,420	12,333,753,270
Bonus Share 7.50%	2020	92,503,149	-	925,031,490	13,258,784,760
Bonus Share 5%	2021	66,293,923	-	662,939,230	13,921,723,990
Bonus Share 7.50%	2022	104,412,929	-	1,044,129,290	14,965,853,280
Bonus Share 7.50%	2023	112,243,899	-	1,122,438,990	16,088,292,270
Bonus Share 10% Bonus	2024	160,882,922	-	1,608,829,220	17,697,121,490

Tareq Rezat Ullah Khan
Managing Director & CEO
BRAC Bank PLC.

M Masud Rana FCA
Additional Managing Director & CFO
BRAC Bank PLC.

M Mahbubur Rahman FCS
Company Secretary
BRAC Bank PLC

Syed M Omar Ayub
Managing Director & CFO
Prime Bank Investment Ltd.
Head Office, Dhaka

11. AUDITED FINANCIAL STATEMENTS OF THE ISSUER

Tareq Refat Ullah Khan
Managing Director & CEO
BRAC Bank PLC.

M Masud Rana FCA
Additional Managing Director & CFO
BRAC Bank PLC.

M Mahbubur Rahman FCS
Company Secretary
BRAC Bank PLC

Syed M Omar Tayub
Managing Director & CEO
Prime Bank Investment PLC
Head Office, Dhaka

BRAC Bank PLC.

Independent Auditor's Report and Consolidated
& Separate Financial Statements
as at and for the year ended 31 December 2024

Tareq Refat Ullah Khan
Managing Director & CEO
BRAC Bank PLC.

M Masud Rana FCA
Additional Managing Director & CFO
BRAC Bank PLC.

M Mahbubur Rahman FCS
Company Secretary
BRAC Bank PLC

Syed M Omar Tayub
Managing Director & CFO
Prime Bank Investment
Head Office, Dhaka

INDEPENDENT AUDITOR'S REPORT
To the Shareholders of BRAC Bank PLC.

Report on the Audit of the Consolidated and Separate Financial Statements

Opinion

We have audited the consolidated financial statements of BRAC Bank PLC. and its subsidiaries (the "Group") as well as the separate financial statements of BRAC Bank PLC. (the "Bank"), which comprise the consolidated and separate balance sheets as at 31 December 2024, and consolidated and separate profit and loss accounts, consolidated and separate statements of changes in equity, and consolidated and separate cash flow statements for the year then ended, and notes to the consolidated and separate financial statements, including a summary of significant accounting policies.

In our opinion, the accompanying consolidated financial statements of the Group and separate financial statements of the Bank give a true and fair view, in all material respects, of the consolidated financial position of the Group and the separate financial position of the Bank as at 31 December 2024, and of its consolidated and separate financial performance and its consolidated and separate cash flows for the year then ended in accordance with International Financial Reporting Standards (IFRSs), as explained in note-2.

Basis for Opinion

We conducted our audit in accordance with International Standards on Auditing (ISAs). Our responsibilities under those standards are further described in the Auditor's Responsibilities for the audit of the Consolidated and Separate Financial Statements section of our report. We are independent of the Group and the Bank in accordance with the International Ethics Standards Board for Accountants' Code of Ethics for Professional Accountants (IESBA Code), rules & regulations issued by Bangladesh Securities and Exchange Commission (BSEC), and Bangladesh Bank, and we have fulfilled our other ethical responsibilities in accordance with the IESBA Code and the Institute of Chartered Accountants of Bangladesh (ICAB) Bye-Laws. We believe that the audit evidence we have obtained is sufficient and appropriate to provide a basis for our opinion.

Key Audit Matters

Key audit matters are those matters that, in our professional judgment, were of most significance in our audit of the consolidated and separate financial statements for the financial year 2024. These matters were addressed in the context of our audit of the consolidated and separate financial statements as a whole, and informing auditors' opinion thereon, and we do not provide a separate opinion on these matters. For each matter described below our description of how our audit addressed the matter is provided in that context.

We have fulfilled the responsibilities described in the Auditor's Responsibilities for the Audit of the Financial Statements section of our report, including in relation to these matters. Accordingly, our audit included the performance of procedures designed to respond to our assessment of the risks of material misstatements of the financial statements. These results of our audit procedures, including the procedures performed to address the matters below, provide the basis for our audit opinion on the accompanying financial statements.

Tareq Refat Ullah Khan
Managing Director & CEO
BRAC Bank PLC.

M Masud Rana FCA
Additional Managing Director & CFO
BRAC Bank PLC.

M Mahbubur Rahman FCS
Company Secretary
BRAC Bank PLC

Syed M Omar Tayub
Managing Director & CEO
Head Office, Dhaka

Description of key audit matters	Our response to key audit matters
1. Measurement of provision for loans and advances	
The process for estimating the provision for loans, advances and leases portfolio associated with credit risk is significant and complex. The Bank calculates provision for loans and advances by considering various factors such as rate of provision, loan category, expiry date, outstanding balance, interest suspense amount, value of eligible collateral as per BRPD circular no. 14 dated 23 September 2012 and its subsequent amendments. To minimize COVID-19 impact, Bangladesh Bank issued several circulars for providing deferral facility to aggrieved customers and directed the banks to keep an extra provision (Special General Provision-COVID-19) for those borrowers who have availed the deferral facilities. As per BRPD Circular No. 58 dated December 31, 2024, the Special General Provision for COVID-19 has been repelled and Banks may transfer the special general provision to general or specific provision. Accordingly, BRAC Bank has transferred the special general provision (784.21 million) to specific provision. Since the identification of NPLs and provisioning for loans and advances require a significant level of estimation and given its significance to the overall audit, we have identified the measurement of provisioning for loans and advances as a key audit matter.	We tested the design and operating effectiveness of key controls focusing on the following: • Credit appraisal, loan disbursement procedures, monitoring and provisioning process; • Identification of loss events, including early warning and default warning indicators; • Review of quarterly Classification of Loans (CL). Our substantive procedures in relation to the provision for loans and advances portfolio comprised the following: • We checked the no. of instalments outstanding and compliance with BRPD circulars; • Reviewed the adequacy of the general and specific provisions in line with related Bangladesh Bank guidelines; • Tested the inputs in computation of provision in terms of testing the accuracy of underlying information; • Assessed the methodologies on which the provision amounts based (value of eligible securities, interest suspense), recalculated the provisions for loans and advances; and We assessed the appropriateness and presentation of disclosure against relevant accounting standards and Bangladesh Bank guidelines.
See note no. 7 and 17.1 to the financial statements	

Tareq Refat Ullah Khan
Managing Director & CEO
BRAC Bank PLC.

M Masud Rana FCA
Additional Managing Director & CFO
BRAC Bank PLC.

M Mahbubur Rahman FCS
Company Secretary
BRAC Bank PLC

Syed M Omar Tayub
Managing Director & CFO
Prime Bank Investment PLC
Head Office, Dhaka

2. Recognition of interest income on loans and advances	
Recognition of interest income has significant and wide influence on financial statements. Recognition and measurement of interest income have involved complex IT environments. We identify recognition of interest income from loans and advances as a key audit matter because this is one of the key performance indicators of the Bank and therefore there is an inherent risk of fraud and error and misstatement in recognition of interest by management to meet specific targets or expectations.	We tested the design and operating effectiveness of key controls over recognition and measurement of interest on loans and advances focusing on the following. • We performed test of operating effectiveness on automated control in place to measure and recognize interest income. • We have also performed substantive procedure to check whether interest income is recognized completely and accurately. • Reviewing transfer of interests to the income account in line with the Bangladesh Bank's guidelines • We assessed the appropriateness and presentation of disclosure against relevant accounting standards and Bangladesh Bank guidelines. We performed the substantive analytical procedure to assess reasonableness of interest recognized during the year.
See note no. 25 to the financial statements	

3. Valuation of treasury bill and treasury bond	
The classification and measurement of T-Bill and T-Bond require judgment and complex estimates. In the absence of a quoted price in an active market, the fair value of T-Bills and T-Bonds is determined using complex valuation techniques which may take into consideration direct or indirect unobservable market data and complex pricing models which require an elevated level of judgment. Impairment assessment of financial instruments measured at amortized cost also required mainly unobservable market data and assumptions.	We assessed the processes and controls put in place by the Bank to identify and confirm the existence of treasury bills and bonds. We obtained an understanding, evaluated the design and tested the operating effectiveness of the key controls over the treasury bills and bonds valuation processes, including controls over market data inputs into valuation models, model governance and valuation adjustments. We tested a sample of the valuation models and the inputs used in those models, using a variety of techniques, including comparing inputs to available market data. Finally assessed the appropriateness and presentation of disclosures against relevant accounting standards and Bangladesh Bank guidelines.
See note no. 6 to the financial statements	

Tareq Refat Ullah Khan
Managing Director & CEO
BRAC Bank PLC.

M Masud Rana FCA
Additional Managing Director & CFO
BRAC Bank PLC.

M Mahbubur Rahman FCS
Company Secretary
BRAC Bank PLC

Syed M Omar Tayub
Managing Director & CEO
Head Office, Dhaka

AQC SINCE 1953

4. Adequacy of income tax provision and measurement of deferred tax	
The adequacy of the income tax provision and the measurement of deferred tax assets is considered a key audit matter due to the significant judgment involved in determining both the current and deferred tax, as well as the potential impact on the financial position and performance of the company. These areas involve complex estimates, the application of tax laws, and the assessment of future taxable income, which require careful consideration and professional judgment. Both income tax provisions and deferred tax assets rely on significant estimates. There is a risk that these estimates may be incorrect or overly optimistic, particularly in the case of deferred tax assets, which can be recognized only if it is probable that the Bank will have future taxable profits against which the deferred tax assets can be utilized. Due to the inherent complexity and estimation uncertainty in both areas, and the materiality of the amounts involved, we have determined them as a key audit matter.	We obtained an understanding, evaluated the design and tested the operational effectiveness of the Bank's key controls over the recognition and measurement of both current tax and deferred tax, including the assumptions used in estimating the Bank's taxable income. We carefully reviewed any ongoing tax litigation between the Bank and the income tax authority, as well as the tax positions for the years where income tax assessments are still pending. We also assessed the adequacy of the tax provision recorded by the Bank. Special attention was given to any reversals or adjustments made to the income tax provision from prior years. We also assessed the completeness and accuracy of the data used for the estimations of future taxable income to ensure that The Bank has sufficient taxable profit to recover the deferred tax assets in foreseeable future. We recalculated the current tax provision and deferred tax assets to ensure that the Bank has determined them in accordance with the applicable laws and regulations. We engaged our tax specialist team to assess the key assumptions, controls, and the recognition and measurement of both current and deferred tax. Finally, we assessed the appropriateness and presentation of the disclosures in accordance with IAS 12, Income Taxes, including the deduction of deferred tax assets from regulatory capital.
See note no. 9.4 and 41 to the financial statements	

Tareq Refat Ullah Khan
Managing Director & CEO
BRAC Bank PLC.

M Masud Rana FCA
Additional Managing Director & CFO
BRAC Bank PLC.

M Mahbubur Rahman FCS
Company Secretary
BRAC Bank PLC

Syed M Omar Tayub
Managing Director & CEO
Pure Gold Investment PLC
Head Office, Dhaka

5. IT systems and controls	
Our audit procedures have a focus on IT systems and controls due to the pervasive nature and complexity of the IT environment, the large volume of transactions processed in numerous locations daily and the reliance on automated and IT dependent manual controls. Our areas of audit focus included user access management, developer access to the production environment and changes to the IT environment. These are key to ensuring IT dependent and application-based controls are operating effectively.	We tested the design and operating effectiveness of the Bank's IT access controls over the information systems that are critical to financial reporting. We tested IT general controls (logical access, changes management and aspects of IT operational controls). This included testing that requests for access to systems were appropriately reviewed and authorized. We tested the Bank's periodic review of access rights and reviewed requests of changes to systems for appropriate approval and authorization. We considered the control environment relating to various interfaces, configurations and other application layer controls identified as key to our audit. We performed the tests of IT general controls to evaluate the application development and database, hosting platforms and segregation of incompatible duties relevant to application and database change management.

Other Matter

The consolidated and separate financial statements of BRAC Bank PLC. for the year ended 31 December 2023 were audited by another auditor who expressed an unmodified opinion on those statements on April 02, 2024.

Other Information

Management is responsible for the other information. The other information comprises all of the information in the Annual Report other than the consolidated and separate financial statements and our auditor's report thereon. The Annual Report is expected to be made available to us after the date of this auditor's report.

Our opinion on the consolidated and separate financial statements does not cover the other information and we do not express any form of assurance conclusion thereon.

In connection with our audit of the consolidated and separate financial statements, our responsibility is to read the other information identified above when it becomes available and, in doing so, consider whether the other information is materially inconsistent with the financial statements or our knowledge obtained in the audit or otherwise appears to be materially misstated. If, based on the work we have performed, we conclude that there is a material misstatement of this other information, we are required to report that fact. We have nothing to report in this regard.

Tareq Refat Ullah Khan
Managing Director & CEO
BRAC Bank PLC.

M Masud Hasan FCA
Additional Managing Director & CFO
BRAC Bank PLC.

M Mahbubur Rahman FCS
Company Secretary
BRAC Bank PLC

Syed M Omar Tayub
Managing Director & CFO
Head Office, Dhaka

AQC SINCE 1953

Responsibilities of Management and Those Charged with Governance for the Consolidated and Separate Financial Statements and Internal Controls

Management is responsible for the preparation and fair presentation of the consolidated financial statements of the Group and also separate financial statements of the Bank in accordance with IFRSs as explained in note-2 and for such internal control as management determines is necessary to enable the preparation of consolidated and separate financial statements that are free from material misstatement, whether due to fraud or error. The Banking Companies Act, 1991 and the Bangladesh Bank Regulations require the Management to ensure effective internal audit, internal controls and risk management functions of the Bank. The Management is also required to make a self-assessment on the effectiveness of anti-fraud internal controls and report to Bangladesh Bank on instances of fraud and forgeries.

In preparing the consolidated and separate financial statements, management is responsible for assessing the Group's and the Bank's ability to continue as a going concern, disclosing, as applicable, matters related to going concern and using the going concern basis of accounting unless management either intends to liquidate the Group and the Bank or to cease operations, or has no realistic alternative but to do so.

Those charged with governance are responsible for overseeing the Group's and the Bank's financial reporting process.

Auditor's Responsibilities for the Audit of the Consolidated and Separate Financial Statements

Our objectives are to obtain reasonable assurance about whether the consolidated and separate financial statements as a whole are free from material misstatement, whether due to fraud or error, and to issue an auditor's report that includes our opinion. Reasonable assurance is a high level of assurance but is not a guarantee that an audit conducted in accordance with ISAs will always detect a material misstatement when it exists. Misstatements can arise from fraud or error and are considered material if, individually or in the aggregate, they could reasonably be expected to influence the economic decisions of users taken on the basis of these consolidated and separate financial statements.

As part of an audit in accordance with ISAs, we exercise professional judgment and maintain professional skepticism throughout the audit. We also:

- Identify and assess the risks of material misstatement of the consolidated and separate financial statements, whether due to fraud or error, design and perform audit procedures responsive to those risks, and obtain audit evidence that is sufficient and appropriate to provide a basis for our opinion. The risk of not detecting a material misstatement resulting from fraud is higher than for one resulting from error, as fraud may involve collusion, forgery, intentional omissions, misrepresentations, or the override of internal control.

- Obtain an understanding of internal control relevant to the audit in order to design audit procedures that are appropriate in the circumstances.

- Evaluate the appropriateness of accounting policies used and the reasonableness of accounting estimates and related disclosures made by management.

- Conclude on the appropriateness of management's use of the going concern basis of accounting and, based on the audit evidence obtained, whether a material uncertainty exists related to events or conditions that may cast significant doubt on the Group's and the Bank's ability to continue as a going concern. If we conclude that a material uncertainty exists, we are required to draw attention in our auditor's report to the related disclosures in the consolidated and separate financial statements or, if such disclosures are inadequate, to modify our opinion. Our conclusions are based on the audit evidence obtained up to the date of our auditor's report. However, future events or conditions may cause the Group and the Bank to cease to continue as a going concern.

Tareq Refat Ullah Khan
Managing Director & CEO
BRAC Bank PLC.

M Masud Rana FCA
Additional Managing Director & CFO
BRAC Bank PLC.

M Mahbubur Rahman FCS
Company Secretary
BRAC Bank PLC

Syed M Omar Tayub
Managing Director & CFO
Prime Bank Investment PLC
Head Office, Dhaka

AQC SINCE 1953

- Evaluate the overall presentation, structure and content of the consolidated and separate financial statements, including the disclosures, and whether the consolidated and separate financial statements represent the underlying transactions and events in a manner that achieves fair presentation.

- Obtain sufficient appropriate audit evidence regarding the financial information of the entities or business activities within the Group to express an opinion on the consolidated financial statements. We are responsible for the direction, supervision and performance of the group audit. We remain solely responsible for our audit opinion.

We communicate with those charged with governance regarding, among other matters, the planned scope and timing of the audit and significant audit findings, including any significant deficiencies in internal control that we identify during our audit.

We also provide those charged with governance with a statement that we have complied with relevant ethical requirements regarding independence, and to communicate with them all relationships and other matters that may reasonably be thought to bear on our independence, and where applicable, related safeguards.

From the matters communicated with those charged with governance, we determine those matters that were of most significance in the audit of the financial statements of the current period and are therefore the key audit matters. We describe these matters in our auditor's report unless law or regulation precludes public disclosure about the matter or when, in extremely rare circumstances, we determine that a matter should not be communicated in our report because the adverse consequences of doing so would reasonably be expected to outweigh the public interest benefits of such communication.

Report on other Legal and Regulatory Requirements

In accordance with the Companies Act 1994, the Securities and Exchange Rules 2020, the Banking Companies Act 1991 (as amended up to date), the Financial Reporting Act 2015, and the rules and regulations issued by Bangladesh Bank, we also report that:

(i) we have obtained all the information and explanations which to the best of our knowledge and belief were necessary for the purpose of our audit and made due verification thereof;

(ii) to the extent noted during the course of our audit work performed on the basis stated under the Auditor's Responsibility section in forming the above opinion on the consolidated financial statements and considering the reports of the Management to Bangladesh Bank on anti-fraud internal controls and instances of fraud and forgeries as stated under the Management's Responsibility for the financial statements and internal control:

(a) internal audit, internal control and risk management arrangements of the Group as disclosed in the financial statements appeared to be materially adequate;

(b) nothing has come to our attention regarding material instances of forgery or irregularity or administrative error and exception or anything detrimental committed by employees of the Group and its related entities (other than matters disclosed in these financial statements);

Tareq Refat Ullah Khan
Managing Director & CEO
BRAC Bank PLC.

M Masud Rana FCA
Additional Managing Director & CFO
BRAC Bank PLC.

M Mahbubur Rahman FCS
Company Secretary
BRAC Bank PLC

Syed M Omar Tayub
Managing Director & CEO
Head Office, Dhaka

AQC SINCE 1953

(iii) financial statements of BRAC Bank PLC.'s subsidiaries namely, BRAC EPL Investments Limited, BRAC EPL Stock Brokerage Limited, bKash Limited have been audited by Rahman Rahman Huq, Chartered Accountants and foreign subsidiary BRAC SAAJAN Exchange Limited has been audited by Reddy Siddiqui LLP, UK. One associate namely BRAC IT Services Limited has been audited by A. Qasem & Co., Chartered Accountants. All these entities have been properly reflected in the consolidated financial statements;

(iv) in our opinion, proper books of account as required by law have been kept by the Group and the Bank so far as it appeared from our examination of those books;

(v) the records and statements submitted by the branches have been properly maintained and consolidated in the financial statements;

(vi) the consolidated balance sheet and consolidated profit and loss account together with the annexed notes dealt with by the report are in agreement with the books of account and returns;

(vii) the expenditures incurred were for the purpose of the Bank's business for the year;

(viii) the consolidated financial statements of the Group and the separate financial statements of the Bank have been drawn up in conformity with prevailing rules, regulations and accounting standards as well as related guidance issued by Bangladesh Bank;

(ix) adequate provisions have been made for loans advances and other assets which are in our opinion, doubtful of recovery;

(x) the information and explanations required by us have been received and found satisfactory;

(xi) we have reviewed over 80% of the risk weighted assets of the Bank and spent over 3,200 person hours; and

(xii) capital to Risk-weighted Assets Ratio (CRAR) as required by Bangladesh Bank has been maintained adequately during the year.

A. Qasem & Co.
Chartered Accountants
FRC Enlistment No.: CAF-001-129

Ziaur Rahman Zia FCA
Partner
Enrolment No.:1259

DVC:2504281259AS239949

Dhaka, Bangladesh.
Dated: 28 April 2025

M Masud Rana FCA
Additional Managing Director & CFO
BRAC Bank PLC.

M Mahbubur Rahman FCS
Company Secretary
BRAC Bank PLC

Syed M Omar Tayub
Managing Director & CE
Prime Bank Investment
Head Office, Dh

Tareq Refat Ullah Khan
Managing Director & CEO
BRAC Bank PLC.

BRAC Bank PLC. and its subsidiaries
Consolidated Balance Sheet
As at 31 December 2024

Particulars	Note	2024 Taka	2023 Taka
PROPERTY AND ASSETS			
Cash	4	45,853,431,003	39,567,393,814
Cash in hand (including foreign currency)		15,000,490,086	11,416,440,336
Balance with Bangladesh Bank and its agent bank(s) (including foreign currency)		30,852,940,917	28,150,953,478
Balance with other banks and financial institutions	5	32,263,729,696	34,928,586,993
Inside Bangladesh		29,709,255,296	28,059,887,006
Outside Bangladesh		2,554,474,400	6,868,699,987
Money at call on short notice		750,000,000	3,000,000,000
Investments	6	297,959,625,736	191,144,171,435
Government		286,713,242,602	181,372,719,817
Others		11,246,383,134	9,771,451,618
Loans and advances	7	623,850,781,894	520,287,630,605
Loans, cash credit, overdrafts etc.		361,269,154,142	285,203,753,699
Small and medium enterprises		260,345,475,823	232,338,801,248
Bills purchased and discounted		2,236,151,929	2,745,075,658
Fixed assets including premises, furniture and fixtures	8	14,401,147,192	13,018,659,233
Other assets	9	40,507,533,717	33,816,037,500
Non-banking assets	10	10,978,565	10,141,700
Goodwill	11	1,126,273,572	1,372,563,393
Total property and assets		1,056,723,501,375	837,145,184,673
LIABILITIES AND CAPITAL			
Liabilities			
Borrowings from other banks, financial institutions and agents	12	50,347,610,405	41,923,370,755
Borrowings from central bank & government agencies	13	57,903,323,101	61,430,274,796
Affordable housing bond	14	4,751,000,000	4,751,000,000
BBPLC 2nd subordinated bond	15	6,287,000,000	-
Money at call on short notice		840,000,000	550,000,000
Deposits and other accounts	16	777,054,410,607	588,430,345,153
Current accounts and other accounts		277,875,898,241	232,223,892,907
Bills payable		3,770,838,887	2,716,819,155
Savings deposits		99,483,397,129	79,097,018,100
Term deposits		386,748,713,246	260,827,011,296
Other deposits		9,175,563,104	13,565,603,695
Other liabilities	17	58,970,467,217	53,039,790,815
Total liabilities		956,153,811,330	750,124,781,519
Capital and shareholders' equity			
Paid up capital	18.2	17,697,121,490	16,088,292,270
Share premium	18.7	3,853,767,032	3,853,767,032
Statutory reserve	19	14,038,055,470	12,312,787,273
Dividend equalization fund		355,218,455	355,218,455
Revaluation reserve on govt. securities	20	949,752,769	183,523,000
Fair value reserve		70,197,708	70,197,708
Foreign currency translation reserve		784,142,092	480,002,180
Surplus in profit and loss account/Retained earnings	22.1	40,311,362,920	33,197,686,658
Total shareholders' equity		78,059,617,936	66,541,474,576
Non-controlling interest	22.2	22,510,072,109	20,478,928,578
Total equity		100,569,690,045	87,020,403,154
Total liabilities and equity		1,056,723,501,375	837,145,184,673

Tareq Rehat Ullah Khan
Managing Director & CEO
BRAC Bank PLC.

M Masud Rana FCA
Additional Managing Director & CFO
BRAC Bank PLC.

M Mahbubur Rahman FCS
Company Secretary
BRAC Bank PLC

Syed M Omar Tayub
Managing Director & CEO
Prime Bank Investment PLC
Head Office, Dhaka

BRAC Bank PLC. and its subsidiaries
Consolidated Balance Sheet
As at 31 December 2024

Particulars	Note	2024 Taka	2023 Taka
Off balance sheet items			
Contingent liabilities			
Acceptances and endorsements	23	37,449,619,380	39,094,045,121
Irrevocable letters of credit	23	58,899,396,769	47,275,839,538
Letter of guarantees	23.2	32,665,409,171	23,228,326,077
Bills for collection	23.3	39,544,067,880	27,660,068,037
		168,558,493,200	137,258,278,773
Other commitments			
Swap deals with banks and customers	23.4	38,018,835,945	31,645,244,971
Spot and forward deals with banks and customers	23.4	20,663,342,082	13,684,188,442
		58,682,178,027	45,329,433,413
Total off balance sheet items		227,240,671,227	182,587,712,186
Net asset value (NAV) per share	47	44.11	37.60

The notes 1 to 49.5 and annexures A to J form an integral part of these financial statements.

Managing Director and CEO

Director

Director

Chairman

As per our report of same date.

A. Qasem & Co.
Chartered Accountants
FRC Enlistment No.: CAF-001-129

Ziaur Rahman Zia FCA
Partner
Enrolment No: 1259

DVC 2504281259AS239949

Dhaka, Bangladesh
Dated: 28 April 2025

Tareq Refat Ullah Khan
Managing Director & CEO
BRAC Bank PLC.

M Masud Rana FCA
Additional Managing Director & CFO
BRAC Bank PLC.

M Mahbubur Rahman FCS
Company Secretary
BRAC Bank PLC

Syed M Omar Tayub
Managing Director & CEO
Prime Bank Investment PLC
Head Office, Dhaka

BRAC Bank PLC. and its subsidiaries
Consolidated Profit and Loss Account
For the year ended 31 December 2024

Particulars	Note	2024 Taka	2023 Taka
Interest income	25	58,573,509,702	41,863,962,190
Interest paid on deposits and borrowing etc.	26	42,119,865,188	21,315,015,978
Net interest income		**16,453,644,514**	**20,548,946,212**
Investment income	27	28,812,533,328	12,686,698,490
Commission, exchange and brokerage	28	18,812,230,165	13,038,891,842
Other operating income	29	252,335,865	172,424,955
		47,877,099,358	**25,898,015,287**
Total operating income (a)		**64,330,743,872**	**46,446,961,499**
Salaries and allowances	30	17,385,245,127	14,513,613,226
Rent, taxes, insurance, electricity etc.		947,996,939	818,310,310
Legal expenses	31	22,978,444	48,644,306
Postage, stamps, telecommunication etc.	32	478,456,893	408,781,265
Stationery, printing, advertisement etc.	33	4,660,671,331	4,185,699,523
Chief Executive's salary and fees	34	24,471,250	24,471,250
Directors' fees	35	11,387,339	4,626,142
Auditors' fees	36	8,949,104	7,871,545
Impairment of goodwill	37	246,289,821	-
Depreciation and repair of the bank's assets	38	7,717,588,633	6,400,036,242
Other expenses		4,885,781,126	4,308,309,733
Total operating expenses (b)		**36,389,816,007**	**30,720,363,542**
Profit before provisions (c = a-b)	24	**27,940,927,865**	**15,726,597,957**
Share of profit of associates	39	6,897,472	18,630,757
Gain on disposal of associates		-	-
Profit/(loss) before provisions (d)		**27,947,825,337**	**15,745,228,714**
Provision for loans/investments:			
Loans and advances		3,675,902,326	2,714,391,075
Off balance sheet items		68,776,791	168,284,002
Diminution in value of investments		(5,966,965)	21,830,293
Other provisions		110,984,150	17,851,857
Total provisions (e)	40	**3,849,696,302**	**2,922,357,227**
Total profit/(loss) before taxes (f= d-e)		**24,098,129,035**	**12,822,871,487**
Provision for taxation:			
Current tax expense		8,076,132,792	6,374,635,200
Deferred tax expense/(income)		1,703,514,288	(1,826,814,281)
Total provision for taxation (g)	41	**9,779,647,080**	**4,547,820,919**
Net profit/(loss) after taxation (f-g)		**14,318,481,955**	**8,275,050,568**
Attributable to:			
Equity holders of BRAC Bank PLC.		12,296,240,280	7,610,095,779
Non controlling interest	22.2.1	2,022,241,675	664,954,789
		14,318,481,955	**8,275,050,568**
Retained earnings brought forward from previous year		33,197,686,658	29,104,805,727
Net profit attributable to the equity holders of the Bank		12,296,240,280	7,610,095,779
Net effect of all items directly recognised in equity/retained earnings	22.1.1	(118,275,676)	(34,683,376)
Profit available for appropriation		**45,375,651,262**	**36,680,218,130**

Tareq Refaullah Khan
Managing Director & CEO
BRAC Bank PLC.

M Masud Raha FCA
Additional Managing Director & CFO
BRAC Bank PLC.

M Mahbubur Rahman FCS
Company Secretary
BRAC Bank PLC.

Syed M Omar Tayub
Managing Director & CEO
Prime Bank Investment PLC
Head Office, Dhaka

BRAC Bank PLC. and its subsidiaries
Consolidated Profit and Loss Account
For the year ended 31 December 2024

Particulars	Note	2024 Taka	2023 Taka
Appropriations:			
Statutory reserve		1,725,268,197	1,164,617,439
General reserve		-	-
Dividend		3,217,658,447	2,244,877,986
Start-up Fund		121,361,698	73,036,047
		5,064,288,342	3,482,531,472
Retained surplus		**40,311,362,920**	**33,197,686,658**
Earnings per share (EPS)	46	6.95	4.30

The notes 1 to 49.5 and annexures A to J form an integral part of these financial statements.

Managing Director and CEO

Director

Director

Chairman

As per our report of same date.

A. Qasem & Co.
Chartered Accountants
FRC Enlistment No.: CAF-001-129

Ziaur Rahman Zia FCA
Partner
Enrolment No: 1259

DVC: 2504281259AS239949

Dhaka, Bangladesh
Dated: 28 April 2025

Tareq Refat Ullah Khan
Managing Director & CEO
BRAC Bank PLC.

M Masud Rana FCA
Additional Managing Director & CFO
BRAC Bank PLC.

M Mahbubur Rahman FCS
Company Secretary
BRAC Bank PLC

A. QASEM & CO. GULSHAN DHAKA CHARTERED ACCOUNTANTS

Syed M Omar Tayub
Managing Director & CEO
Head Office, Dhaka

BRAC Bank PLC. and its subsidiaries
Consolidated Statement of Changes in Equity
For the year ended 31 December 2024

Amount in Taka

Particulars	Paid up capital	Share premium	Statutory reserve	Dividend equalization fund	Revaluation reserve on Govt. securities	Fair value reserve	Foreign currency translation reserve	Retained earnings	Non-controlling interest	Total
Balance as at 01 January 2024	16,088,292,270	3,853,767,032	12,312,787,273	355,218,455	183,523,000	70,197,708	480,002,180	33,197,686,658	20,478,928,578	87,020,403,154
Prior year adjustments	-	-	-	-	-	-	-	4,997,471	151,376	5,148,847
Restated balance	16,088,292,270	3,853,767,032	12,312,787,273	355,218,455	183,523,000	70,197,708	480,002,180	33,202,684,129	20,479,079,954	87,025,552,001
Surplus on account of revaluation of assets	-	-	-	-	-	-	-	-	-	-
Surplus/(deficit) on account of revaluation of investments	-	-	-	-	766,229,769	-	-	-	-	766,229,769
Changes in foreign currency translation reserve	-	-	-	-	-	-	304,139,912	-	(329,151)	303,810,761
Gain on disposal of Non Banking Asset	-	-	-	-	-	-	-	-	-	-
Remeasurements of defined benefits liability (assets)	-	-	-	-	-	-	-	(113,694,296)	207,205	(113,487,091)
Share issue cost due to issuance of bonus share	-	-	-	-	-	-	-	-	-	-
Sub total	16,088,292,270	3,853,767,032	12,312,787,273	355,218,455	949,752,769	70,197,708	784,142,092	33,088,989,833	20,478,958,008	87,982,105,440
Net profit for the year	-	-	-	-	-	-	-	12,296,240,280	2,022,241,675	14,318,481,955
Dividend for the year 2023:	-	-	-	-	-	-	-	-	-	-
Stock dividend	1,608,829,220	-	-	-	-	-	-	(1,608,829,220)	-	-
Cash dividend	-	-	-	-	-	-	-	(1,608,829,227)	-	(1,608,829,227)
Adjustment for subsidiaries holdings change	-	-	-	-	-	-	-	(9,578,851)	8,872,426	(706,425)
Start-up Fund	-	-	-	-	-	-	-	(121,361,698)	-	(121,361,698)
Statutory reserve	-	-	1,725,268,197	-	-	-	-	(1,725,268,197)	-	-
Balance as at 31 December 2024	17,697,121,490	3,853,767,032	14,038,055,470	355,218,455	949,752,769	70,197,708	784,142,092	40,311,362,920	22,510,072,109	100,569,690,045

For the year ended 31 December 2023

Amount in Taka

Particulars	Paid up capital	Share premium	Statutory reserve	Dividend equalization fund	Revaluation reserve on Govt. securities	Fair value reserve	Foreign currency translation reserve	Retained earnings	Non-controlling interest	Total
Balance as at 01 January 2023	14,965,853,280	3,853,767,032	11,148,169,834	355,218,455	1,337,245,165	78,920,074	342,065,554	29,104,805,731	19,878,144,040	81,064,189,165
Prior year adjustments	-	-	-	-	-	-	-	-	-	-
Restated balance	14,965,853,280	3,853,767,032	11,148,169,834	355,218,455	1,337,245,165	78,920,074	342,065,554	29,104,805,731	19,878,144,040	81,064,189,165
Surplus/deficit on account of revaluation of assets	-	-	-	-	-	-	-	-	-	-
Surplus/deficit on account of revaluation of investments	-	-	-	-	(1,153,722,165)	-	-	-	-	(1,153,722,165)
Sale of shares to strategic investor by BRAC EPSL	-	-	-	-	-	(8,722,366)	-	-	(969,152)	(9,691,518)
Changes in foreign currency translation reserve	-	-	-	-	-	-	137,936,626	-	98,637	138,035,263
Remeasurements of defined benefits liability (assets)	-	-	-	-	-	-	-	(19,175,684)	(34,478,129)	(53,653,813)
Share issue cost due to issuance of bonus share	-	-	-	-	-	-	-	(16,029,696)	(28,821,607)	(44,851,303)
Gain on disposal of Non Banking Asset	-	-	-	-	-	-	-	522,000	-	522,000
Sub total	14,965,853,280	3,853,767,032	11,148,169,834	355,218,455	183,523,000	70,197,708	480,002,180	29,070,122,351	19,813,973,789	79,940,827,629
Net profit for the year	-	-	-	-	-	-	-	7,610,095,779	664,954,789	8,275,050,568
Dividend for the year 2022:	-	-	-	-	-	-	-	-	-	-
Stock dividend	1,122,438,990	-	-	-	-	-	-	(1,122,438,990)	-	-
Cash dividend	-	-	-	-	-	-	-	(1,122,438,996)	-	(1,122,438,996)
Dividend equalization fund	-	-	-	-	-	-	-	-	-	-
Adjustment for subsidiaries holdings change	-	-	-	-	-	-	-	-	-	-
Start-up Fund	-	-	-	-	-	-	-	(73,036,047)	-	(73,036,047)
Statutory reserve	-	-	1,164,617,439	-	-	-	-	(1,164,617,439)	-	-
Balance as at 31 December 2023	16,088,292,270	3,853,767,032	12,312,787,273	355,218,455	183,523,000	70,197,708	480,002,180	33,197,686,658	20,478,928,578	87,020,403,154

The notes 1 to 49 and annexures A to J form an integral part of these financial statements.

Syed M Omar Tayub
Managing Director & CEO
Prime Bank Investment PLC
Head Office, Dhaka

M Masud Rana FCA
Additional Managing Director & CFO
BRAC Bank PLC.

M Mahbubur Rahman
Company Secretary
BRAC Bank PLC.

Taufiq Refat Ullah Khan
Managing Director & CEO
BRAC Bank PLC.

A. QASEM & CO.
CHARTERED ACCOUNTANTS
DHAKA

BRAC Bank PLC. and its subsidiaries
Consolidated Cash Flow Statement
For the year ended 31 December 2024

Particulars	Note	2024 Taka	2023 Taka
A. Cash flows from operating activities			
Interest receipts in cash		79,736,888,171	51,327,498,172
Interest payment		(37,423,309,982)	(19,250,808,417)
Dividend receipts		482,962,323	182,884,668
Fees and commission receipts in cash		63,831,021,026	52,084,822,417
Recoveries on loans previously written off		924,519,756	844,444,215
Cash payments to employees		(16,496,619,006)	(14,192,779,239)
Cash payments to suppliers		(46,993,076,878)	(38,724,756,653)
Income tax paid		(14,034,587,849)	(5,623,973,023)
Receipts from other operating activities	43	2,641,492,218	1,673,704,264
Payment for other operating activities	44	(5,782,403,177)	(6,101,211,508)
Operating cash flow before changes in operating assets and liabilities (i)		**26,886,886,602**	**22,219,824,896**
Increase/(decrease) in operating assets and liabilities			
Loans and advances		(103,559,832,721)	(108,143,716,294)
Other assets		(1,759,471,312)	(7,362,398,987)
Borrowings from other banks and financial institutions		5,160,498,297	23,066,183,302
Deposits from customers		181,625,529,289	139,740,992,457
Other liabilities		(567,919,881)	(3,949,721,724)
Cash utilised in operating assets and liabilities (ii)		80,898,803,672	43,351,338,754
Net cash flows from operating activities (i+ii) (a)		**107,785,690,274**	**65,571,163,650**
B. Cash flows from investing activities			
Treasury bills		69,482,282,515	(98,452,930,349)
Treasury bonds		(173,727,572,182)	23,257,735,239
Investment in shares		(1,344,861,973)	(1,026,840,637)
Sale/ (Investment) in bonds		(650,000,000)	490,000,000
Acquisition of fixed assets		(5,739,806,230)	(3,847,205,997)
Disposal of fixed assets		118,023,290	54,889,381
Net cash used in investing activities (b)		**(111,861,934,580)**	**(79,524,352,363)**
C. Cash flows from financing activities			
Proceeds from issue of convertible preference shares		-	(44,851,300)
Proceeds from issue of ordinary shares		232,485,000	-
Proceeds from issuance of BBPLC 2nd subordinated bond		6,287,000,000	-
Cash dividend paid		(1,592,563,237)	(1,118,549,337)
Net cash flows from financing activities (c)		**4,926,921,763**	**(1,163,400,637)**
Net increase/(decrease) in cash (a+b+c)		**850,677,457**	**(15,116,589,350)**
Cash and cash equivalents at the beginning of the year		77,497,925,807	91,649,879,612
Effect of exchange rate changes on cash and cash equivalent		520,985,435	964,635,545
Cash and cash equivalents at the end of the year	42	**78,869,588,699**	**77,497,925,807**
Cash and cash equivalents at the end of the year:			
Cash in hand (including foreign currency)		15,000,490,086	11,416,440,336
Balance with Bangladesh Bank and its agents bank(s) (including foreign currency)		30,852,940,917	28,150,953,478
Balance with other banks and financial institutions		32,263,729,696	34,928,586,993
Money at call on short notice		750,000,000	3,000,000,000
Prize Bond		2,428,000	1,945,000
		78,869,588,699	**77,497,925,807**
Net operating cash flow per share (NOCFPS)	48	**60.91**	**37.05**

The notes 1 to 49.5 and annexures A to J form an integral part of these financial statements.

M Masud Rana FCA
Additional Managing Director & CFO
BRAC Bank PLC.

M Mahbubur Rahman FCS
Company Secretary
BRAC Bank PLC

Tareq Refat Ullah Khan
Managing Director & CEO
BRAC Bank PLC.

A. QASEM & CO. DHAKA CHARTERED ACCOUNTANTS

Syed M Omar Tayub
Managing Director & CEO
Prime Bank Investment PLC
Head Office, Dhaka

BRAC Bank PLC. and its subsidiaries
Consolidated Liquidity Statement
(Asset and Liability Maturity Analysis)
As at 31 December 2024

Amount in Taka

Particulars	0 - 1 Month	1 - 3 Months	3 - 12 Months	1 - 5 Years	Above 5 Years	Total
Assets						
Cash in hand and Balance with Bangladesh Bank (including foreign currencies)	21,612,671,867	-	-	-	24,240,759,136	45,853,431,003
Balance with other banks and financial institutions	16,894,633,076	14,937,494,311	431,602,309	-	-	32,263,729,696
Money at call and short notice	750,000,000	-	-	-	-	750,000,000
Investments	24,069,208,332	12,748,920,082	20,932,904,146	100,018,897,982	140,189,695,194	297,959,625,736
Loans and advances	57,534,931,640	114,818,883,532	260,382,291,387	165,582,113,332	25,532,562,003	623,850,781,894
Fixed assets including premises, furniture and fixtures	-	-	-	13,871,063,223	530,083,969	14,401,147,192
Other assets	21,285,904,817	806,363,744	8,539,807,366	3,269,422,856	6,606,034,934	40,507,533,717
Non - banking assets	-	-	-	-	10,978,565	10,978,565
Goodwill		-	-	-	1,126,273,572	1,126,273,572
Total Assets	142,147,349,732	143,311,661,669	290,286,605,208	282,741,497,393	198,236,387,373	1,056,723,501,375
Liabilities						
Borrowings from other banks, financial institutions & agents	3,706,957,171	8,991,707,146	10,048,946,088	24,653,760,000	2,946,240,000	50,347,610,405
Borrowings from central bank & government agencies	4,548,238,497	6,052,605,026	6,728,162,687	14,135,184,318	26,439,132,573	57,903,323,101
Affordable housing bond	-	-	-	4,751,000,000	-	4,751,000,000
BBPLC 2nd subordinated bond	-	-	-	3,772,200,000	2,514,800,000	6,287,000,000
Money at call and short notice	840,000,000	-	-	-	-	840,000,000
Deposits and other accounts	99,450,615,081	158,627,009,204	247,895,204,216	244,260,334,908	26,821,247,198	777,054,410,607
Other liabilities	5,996,673,720	7,670,083,223	14,244,508,161	4,989,696,292	26,069,505,821	58,970,467,217
Total Liabilities	114,542,484,469	181,341,404,599	278,916,821,152	296,562,175,518	84,790,925,592	956,153,811,330
Net Liquidity Gap	27,604,865,263	(38,029,742,930)	11,369,784,056	(13,820,678,125)	113,445,461,781	100,569,690,045

The notes 1 to 49.5 and annexures A to J form an integral part of these financial statements.

Syed M Omar Tayub
Managing Director & CEO
Prime Bank Investment PLC
Head Office, Dhaka

M Masud Alam FCA
Additional Managing Director & CFO
BRAC Bank PLC.

M Mahbubur Rahman FCS
Company Secretary
BRAC Bank PLC.

Tareq Refat Ullah Khan
Managing Director & CEO
BRAC Bank PLC.

A. QASEM & CO. CHARTERED ACCOUNTANTS DHAKA

BRAC Bank PLC.
Balance Sheet
As at 31 December 2024

Particulars	Note	2024 Taka	2023 Taka
PROPERTY AND ASSETS			
Cash	4	**45,551,288,177**	**39,349,037,573**
Cash in hand (Including foreign currency)		14,698,347,260	11,198,084,095
Balance with Bangladesh Bank and its agent bank(s) (Including foreign currency)		30,852,940,917	28,150,953,478
Balance with other banks and financial institutions	5	**5,965,262,060**	**6,955,076,500**
Inside Bangladesh		3,438,563,039	211,111,723
Outside Bangladesh		2,526,699,021	6,743,964,777
Money at call on short notice		750,000,000	3,000,000,000
Investments	6	**204,351,738,373**	**115,657,479,057**
Government		194,166,365,832	107,556,755,200
Others		10,185,372,541	8,100,723,857
Loans and advances	7	**623,371,888,530**	**519,451,995,812**
Loans, cash credit, overdrafts etc.		360,790,260,778	284,368,118,906
Small and medium enterprises		260,345,475,823	232,338,801,248
Bills purchased & discounted		2,236,151,929	2,745,075,658
Fixed assets including premises, furniture and fixtures	8	**8,518,445,878**	**7,627,179,153**
Other assets	9	**41,613,101,198**	**34,672,366,064**
Non-banking assets	10	**10,978,565**	**10,141,700**
Total property and assets		**930,132,702,781**	**726,723,275,859**
LIABILITIES AND CAPITAL			
Liabilities			
Borrowings from other banks, financial institutions & agents	12	**50,331,428,570**	**41,716,714,285**
Borrowings from central bank & government agencies	13	**57,903,323,101**	**61,430,274,796**
Affordable housing bond	14	**4,751,000,000**	**4,751,000,000**
BBPLC 2nd subordinated bond	15	**6,287,000,000**	-
Money at call on short notice		**840,000,000**	**550,000,000**
Deposits and other accounts	16	**688,620,833,586**	**513,909,000,086**
Current accounts & other accounts		189,281,704,728	157,581,037,834
Bills payable		3,770,838,887	2,716,819,155
Savings deposits		99,483,397,129	79,097,018,100
Term deposits		386,909,329,738	260,948,521,302
Other deposits		9,175,563,104	13,565,603,695
Other liabilities	17	**45,955,060,739**	**40,584,257,402**
Total Liabilities		**854,688,645,996**	**662,941,246,569**
Capital and shareholders' equity			
Paid up capital	18.2	17,697,121,490	16,088,292,270
Share premium	18.7	3,853,767,032	3,853,767,032
Statutory reserve	19	13,843,354,458	12,234,525,238
Dividend equalization fund	-	355,218,455	355,218,455
Revaluation reserve on govt. securities	20	949,752,769	183,523,000
Fair value gain/(loss) on equity investment	21	8,233,329,679	7,944,001,202
Foreign currency translation reserve	-	774,293,942	459,993,992
Surplus in profit and loss account/Retained earnings	22	29,737,218,960	22,662,708,101
Total shareholders' equity		**75,444,056,785**	**63,782,029,290**
Total liabilities and shareholders' equity		**930,132,702,781**	**726,723,275,859**

Syed M Omar Tayub
Managing Director & CEO
Prime Bank Investment PLC
Head Office, Dhaka

M Masud Rana FCS
Additional Managing Director & CFO
BRAC Bank PLC.

Mahbubur Rahman FCS
Company Secretary
BRAC Bank PLC

A. QASEM & CO. CHARTERED ACCOUNTANTS DHAKA

Tareq Rehat Ullah Khan
Managing Director & CEO
BRAC Bank PLC.

BRAC Bank PLC.
Balance Sheet
As at 31 December 2024

Particulars	Note	2024 Taka	2023 Taka
Off balance sheet items			
Contingent liabilities			
Acceptances and endorsements	23	37,449,619,380	39,094,045,121
Irrevocable letters of credit	23	58,899,396,769	47,275,839,538
Letter of guarantees	23.2	32,665,409,171	23,228,326,077
Bills for collection	23.3	39,544,067,880	27,660,068,037
		168,558,493,200	137,258,278,773
Other Commitments			
Swap deals with banks and customers	23.4	38,018,835,945	31,645,244,971
Spot and forward deals with banks and customers	23.4	20,663,342,082	13,684,188,442
		58,682,178,027	45,329,433,413
Total off balance sheet items		227,240,671,227	182,587,712,186
Net asset value (NAV) per share	47	42.63	36.04

The notes 1 to 49.5 and annexures A to J form an integral part of these financial statements.

Managing Director and CEO

Director

Director

Chairman

As per our report of same date.

A. Qasem & Co.
Chartered Accountants
FRC Enlistment No.: CAF-001-129

Ziaur Rahman Zia FCA
Partner
Enrolment No: 1259

DVC: 2504281259AS239949

Dhaka, Bangladesh
Dated: 28 April 2025

M Masud Rana FCA
Additional Managing Director & CFO
BRAC Bank PLC.

M Mahbubur Rahman FCS
Company Secretary
BRAC Bank PLC.

Tareq Refat Ullah Khan
Managing Director & CEO
BRAC Bank PLC.

Syed M Omar Tayub
Managing Director & CEO
Prime Bank Investment PLC
Head Office, Dhaka

A. QASEM & CO. GULSHAN DHAKA CHARTERED ACCOUNTANTS

BRAC Bank PLC.
Profit and Loss Account
For the year ended 31 December 2024

Particulars	Note	2024 Taka	2023 Taka
Interest income	25	55,952,496,683	39,085,506,990
Interest paid on deposits and borrowing etc.	26	42,490,831,604	21,367,306,733
Net interest income		**13,461,665,079**	**17,718,200,257**
Investment income	27	21,264,723,577	7,575,677,526
Commission, exchange and brokerage	28	9,297,329,107	6,171,836,080
Other operating income	29	226,693,387	144,756,155
		30,788,746,071	**13,892,269,761**
Total operating income (a)		**44,250,411,150**	**31,610,470,018**
Salaries and allowances		11,967,250,774	10,129,813,829
Rent, taxes, insurance, electricity etc.	30	642,571,657	576,282,623
Legal expenses		18,316,773	19,194,962
Postage, stamps, telecommunication etc.	31	357,490,900	297,625,871
Stationery, printing, advertisement etc.	32	641,288,609	602,519,872
Chief Executive's salary and fees	33	24,471,250	24,471,250
Directors' fees	34	7,350,200	2,138,400
Auditors' fees	35	2,277,000	2,070,000
Depreciation and repair of the bank's assets	37	2,938,796,247	2,483,790,345
Other expenses	38	4,223,364,347	3,542,298,151
Total operating expenses (b)		**20,823,177,757**	**17,680,205,303**
Profit before provisions (c = a-b)	24	**23,427,233,393**	**13,930,264,715**
Provision for loans/investments:			
Loans and advances		3,668,632,929	2,714,391,075
Off balance sheet items		68,776,791	168,284,002
Diminution in value of investments		(5,966,965)	21,830,293
Other provisions		104,289,372	13,008,797
Total provisions (d)	40	**3,835,732,127**	**2,917,514,167**
Total profit/(loss) before taxes (e= c-d)		**19,591,501,266**	**11,012,750,548**
Provision for taxation:			
Current tax expense		6,349,742,457	4,641,475,774
Deferred tax expense/(income)		1,105,589,048	(932,329,894)
Total provision for taxation (f)	41	**7,455,331,505**	**3,709,145,880**
Net profit after taxation (e-f)		**12,136,169,761**	**7,303,604,668**
Retained earnings brought forward from previous year		22,662,708,101	18,798,934,456
Net effect of all items directly recognised in equity/retained earnings		(113,809,537)	522,000
Profit available for appropriation		**34,685,068,325**	**26,103,061,124**

M Masud Rana FCA
Additional Managing Director & CFO
BRAC Bank PLC.

M Mahbubur Rahman FCS
Company Secretary
BRAC Bank PLC

Tareq Rezwan Ullah Khan
Managing Director & CEO
BRAC Bank PLC.

Syed M Omar Tayub
Managing Director & CEO
Prime Bank Investment PLC
Head Office, Dhaka

A. QASEM & CO. CHARTERED ACCOUNTANTS

BRAC Bank PLC.
Profit and Loss Account
For the year ended 31 December 2024

Particulars	Note	2024 Taka	2023 Taka
Appropriations:			
Statutory reserve		1,608,829,220	1,122,438,990
General reserve		-	-
Dividend		3,217,658,447	2,244,877,986
Start-up Fund		121,361,698	73,036,047
		4,947,849,365	3,440,353,023
Retained Surplus		**29,737,218,960**	**22,662,708,101**
Earnings per share (EPS)	46	**6.86**	**4.13**

The notes 1 to 49.5 and annexures A to J form an integral part of these financial statements.

Managing Director and CEO

Director

Director

Chairman

As per our report of same date.

A. Qasem & Co.
Chartered Accountants
FRC Enlistment No.: CAF-001-129

Ziaur Rahman Zia FCA
Partner
Enrolment No: 1259

DVC: 2504281259AS239949

Dhaka, Bangladesh
Dated: 28 April 2025

M Masud Rana FCA
Additional Managing Director & CFO
BRAC Bank PLC.

M Mahbubur Rahman FCS
Company Secretary
BRAC Bank PLC

Tareq Refat Ullah Khan
Managing Director & CEO
BRAC Bank PLC.

Syed M Omar Tayub
Managing Director & CEO
Prime Bank Investment PLC
Head Office, Dhaka

A. QASEM & CO. GULSHAN DHAKA CHARTERED ACCOUNTANTS

BRAC Bank PLC.
Statement of Changes in Equity
For the year ended 31 December 2024

Amount in Taka

Particulars	Paid up capital	Share premium	Statutory reserve	Dividend equalization fund	Revaluation reserve on Govt. securities	Foreign currency translation reserve	Fair value gain/(loss) on equity investment*	Retained earnings	Total
Balance as at 01 January 2024	16,088,292,270	3,853,767,032	12,234,525,238	355,218,455	183,523,000	459,993,992	7,944,001,202	22,662,708,101	63,782,029,290
Surplus/deficit on account of revaluation of investments	-	-	-	-	766,229,769	-	-	-	766,229,769
Changes in translation reserve	-	-	-	-	-	314,299,950	-	-	314,299,950
Changes in OCI reserve for investment in subsidiaries and associates	-	-	-	-	-	-	289,328,477	-	289,328,477
Actuarial gain/(loss)	-	-	-	-	-	-	-	(113,809,537)	(113,809,537)
Gain on disposal of NBA	-	-	-	-	-	-	-	-	-
Sub total	16,088,292,270	3,853,767,032	12,234,525,238	355,218,455	949,752,769	774,293,942	8,233,329,679	22,548,898,564	65,038,077,949
Net profit for the year	-	-	-	-	-	-		12,136,169,761	12,136,169,761
Dividends for the year 2023:									
Stock dividend	1,608,829,220	-	-	-	-	-	-	(1,608,829,220)	-
Cash dividend	-	-	-	-	-	-	-	(1,608,829,227)	(1,608,829,227)
Start-up Fund	-	-	-	-	-	-	-	(121,361,698)	(121,361,698)
Statutory reserve	-	-	1,608,829,220	-	-	-	-	(1,608,829,220)	-
Balance as at 31 December 2024	17,697,121,490	3,853,767,032	13,843,354,458	355,218,455	949,752,769	774,293,942	8,233,329,679	29,737,218,960	75,444,056,785

For the year ended 31 December 2023

Amount in Taka

Particulars	Paid up capital	Share premium	Statutory reserve	Dividend equalization fund	Revaluation reserve on Govt. securities	Foreign currency translation reserve	Fair value gain/(loss) on equity investment	Retained earnings	Total
Balance as at 01 January 2023	14,965,853,280	3,853,767,032	11,112,086,248	355,218,455	1,337,245,165	323,536,914	7,671,468,018	18,798,934,456	58,418,109,568
Surplus/deficit on account of revaluation of investments	-	-	-	-	(1,153,722,165)	-	-	-	(1,153,722,165)
Changes in translation reserve	-	-	-	-	-	136,457,078	-	-	136,457,078
Changes in OCI reserve for investment in subsidiaries and associates	-	-	-	-	-	-	272,533,184	-	272,533,184
Gain on disposal of NBA	-	-	-	-	-	-	-	522,000	522,000
Sub total	14,965,853,280	3,853,767,032	11,112,086,248	355,218,455	183,523,000	459,993,992	7,944,001,202	18,799,456,456	57,673,899,685
Net profit for the year	-	-	-	-	-	-		7,303,604,668	7,303,604,668
Dividends for the year 2022:									
Stock dividend	1,122,438,990	-	-	-	-	-	-	(1,122,438,990)	-
Cash dividend	-	-	-	-	-	-	-	(1,122,438,996)	(1,122,438,996)
Start-up fund	-	-	-	-	-	-	-	(73,036,047)	(73,036,047)
Statutory reserve	-	-	1,122,438,990	-	-	-	-	(1,122,438,990)	-
Balance as at 31 December 2023	16,088,292,270	3,853,767,032	12,234,525,238	355,218,455	183,523,000	459,993,992	7,944,001,202	22,662,708,101	63,782,029,290

* Detail of fair value gain/(loss) on equity investments has been provided at Note-9.2 & 9.3 and Note-21.

The notes 1 to 49.5 and annexures A to J form an integral part of these financial statements.

Syed M Omar Tayub
Managing Director & CEO
BRAC Bank PLC
Head Office, Dhaka

M Masud Rana FCA
Additional Managing Director & CFO
BRAC Bank PLC.

M Mahbub Rahman FCS
Company Secretary
BRAC Bank PLC.

Tareq Refat Ullah Khan
Managing Director & CEO
BRAC Bank PLC.

A. QASEM & CO. CHARTERED ACCOUNTANTS DHAKA

BRAC Bank PLC.
Cash Flow Statement
For the year ended 31 December 2024

Particulars	Note	2024 Taka	2023 Taka
A. Cash flows from operating activities			
Interest receipts in cash		68,818,502,061	44,346,165,175
Interest payment		(37,809,408,857)	(19,298,835,439)
Dividend receipts		408,353,204	133,269,026
Fees and commission receipts in cash		9,297,329,106	6,171,836,080
Recoveries on loans previously written off		924,519,756	844,444,215
Cash payments to employees		(11,410,431,360)	(9,983,842,876)
Cash payments to suppliers		(1,002,160,655)	(881,509,543)
Income tax paid		(6,032,802,945)	(4,559,230,752)
Receipts from other operating activities	43	2,655,035,782	1,659,318,461
Payment for other operating activities	44	(5,507,518,181)	(5,810,455,216)
Operating cash flow before changes in operating assets and liabilities (i)		**20,341,417,911**	**12,621,159,131**
Increase/decrease in operating assets and liabilities			
Loans and advances		(103,919,892,718)	(108,775,588,852)
Other assets		(369,725,515)	(7,183,833,762)
Borrowings from other banks and financial institutions		5,377,762,590	22,827,110,001
Deposits from customers		167,713,297,342	127,810,868,058
Other liabilities		(526,491,985)	1,580,898,351
Cash utilised in operating assets and liabilities (ii)		68,274,949,714	36,259,453,796
Net cash flows from operating activities (i+ii) (a)		**88,616,367,625**	**48,880,612,927**
B. Cash flows from investing activities			
Treasury bills		69,482,282,515	(81,394,427,080)
Treasury bonds		(155,325,663,377)	29,321,619,388
Sale/ (Investment) in shares		(1,434,648,684)	(940,711,266)
Sale/ (Investment) in bonds		(650,000,000)	490,000,000
Acquisition of fixed assets		(3,050,248,516)	(1,794,726,782)
Disposal of fixed assets		116,350,490	47,846,284
Net cash used in investing activities (b)		**(90,861,927,572)**	**(54,270,399,456)**
C. Cash flows from financing activities			
Proceeds from Issuance of BBPLC 2nd subordinated bond		6,287,000,000	-
Dividend paid		(1,592,563,237)	(1,118,549,337)
Net cash flows from financing activities (c)		**4,694,436,763**	**(1,118,549,337)**
Net increase/decrease in cash (a+b+c)		**2,448,876,816**	**(6,508,335,866)**
Cash and cash equivalents at the beginning of year		49,306,059,073	54,859,652,721
Effect of exchange rate changes on cash and cash equivalent		514,042,348	954,742,218
Cash and cash equivalents at the end of the year	42	**52,268,978,237**	**49,306,059,073**
Cash and cash equivalents at the end of the year:			
Cash in hand (including foreign currency)		14,698,347,260	11,198,084,095
Balance with Bangladesh Bank and its agents bank(s) (including foreign currency)		30,852,940,917	28,150,953,478
Balance with other banks and financial institutions		5,965,262,060	6,955,076,500
Money at call on short notice		750,000,000	3,000,000,000
Prize Bond		2,428,000	1,945,000
		52,268,978,237	**49,306,059,073**
Net operating cash flow per share (NOCFPS)	48	**50.07**	**27.62**

The notes 1 to 49.5 and annexures A to J form an integral part of these financial statements.

The reconciliation of net profit with cash flows from operating activities (standalone basis) has been presented at note - 45.

M Masud Rana FCA
Additional Managing Director & CFO
BRAC Bank PLC.

M Mahbubur Rahman FCS
Company Secretary
BRAC Bank PLC

Tareq Refat Ullah Khan
Managing Director & CEO
BRAC Bank PLC.

Syed M Omar Tayub
Managing Director & CEO
Prime Bank Investment PLC
Head Office, Dhaka

BRAC Bank PLC.
Liquidity Statement
(Asset and Liability Maturity Analysis)
As at 31 December 2024

Amount in Taka

Particulars	0 - 1 Month	1 - 3 Months	3 - 12 Months	1 - 5 Years	Above 5 Years	Total
Assets						
Cash in hand and balance with Bangladesh Bank (including foreign currencies)	21,310,529,041	-	-	-	24,240,759,136	45,551,288,177
Balance with other banks and financial institutions	4,865,262,060	1,100,000,000	-	-	-	5,965,262,060
Money at call and short notice	750,000,000	-	-	-	-	750,000,000
Investments	11,262,428,000	960,000,000	20,926,400,920	71,752,642,772	99,450,266,681	204,351,738,373
Loans and advances	58,798,855,733	114,818,883,532	258,652,986,392	165,568,600,869	25,532,562,004	623,371,888,530
Fixed assets including premises, furniture and fixtures	-	-	-	7,988,361,909	530,083,969	8,518,445,878
Other assets	19,755,084,908	38,007,680	42,212,005	1,047,138,850	20,730,657,755	41,613,101,198
Non-banking assets	-	-	-	-	10,978,565	10,978,565
Total Assets	116,742,159,742	116,916,891,212	279,621,599,317	246,356,744,400	170,495,308,110	930,132,702,781
Liabilities						
Borrowings from other banks, financial institutions & agents	4,971,428,570	8,460,000,000	9,300,000,000	24,653,760,000	2,946,240,000	50,331,428,570
Borrowings from central bank & government agencies	4,548,238,497	6,052,605,026	6,728,162,687	14,135,184,318	26,439,132,573	57,903,323,101
Affordable housing bond	-	-	-	4,751,000,000	-	4,751,000,000
BRPLC 2nd subordinated bond	-	-	-	3,772,200,000	2,514,800,000	6,287,000,000
Money at call and short notice	840,000,000	-	-	-	-	840,000,000
Deposits and other accounts	87,773,232,000	143,357,488,906	247,527,874,929	209,957,542,675	4,695,076	688,620,833,586
Other liabilities	3,905,986,174	6,139,872,637	3,661,678,312	4,725,577,701	27,521,945,915	45,955,060,739
Total Liabilities	102,038,885,241	164,009,966,569	267,217,715,928	261,995,264,694	59,426,813,564	854,688,645,996
Net Liquidity Gap	14,703,274,501	(47,093,075,357)	12,403,883,389	(15,638,520,294)	111,068,494,546	75,444,056,785

The notes 1 to 49.5 and annexures A to J form an integral part of these financial statements.

Syed Monwar Tayub
Managing Director & CEO
Public Bank Investment LLC
Head Office, Dhaka

M Masud Hasana, FCA
Additional Managing Director & CEO
BRAC Bank PLC.

M Mahbubur Rahman FCS
Company Secretary
BRAC Bank PLC

Tareq Refat Ullah Khan
Managing Director & CEO
BRAC Bank PLC.

A. QASEM & CO. CHARTERED ACCOUNTANTS

1 THE BANK AND ITS ACTIVITIES

1.1 BRAC Bank PLC.

BRAC Bank PLC. (the "Bank" or "BRAC Bank") is a scheduled commercial bank established under the Bank Company Act, 1991, and incorporated as a public company, limited by shares, on 20 May 1999 under the Companies Act, 1994, in Bangladesh, vide RJSC registration no. C-37782(2082)/99. The primary objective of the bank is to conduct all kinds of banking businesses. On completion of all legal formalities, the bank commenced its operations on 4th July 2001. At present, the bank has 189 banking branches (2023: 187 branches), 74 sub-branches (2023: 40 sub-branches), 198 Area offices (2023: 198 Area offices), 446 SME unit offices (2023: 457 SME unit offices), 1,119 agent banking outlets (2023: 1094 agent outlets), 329 ATMs (2023: 329 ATMs) and 68 RCDMs (2023: 68 RCDMs) and spread across the country. The registered address of the bank is: Anik Tower, 220/B Tejgaon Gulshan Link Road, Tejgaon, Dhaka-1208. BRAC Bank was listed on the Dhaka Stock Exchange and Chittagong Stock Exchange as a publicly traded company on 28 January 2007 and on 24 January 2007 respectively. The Bank has four subsidiaries and one associate companies in related operations. A brief description of the subsidiaries and associates of the Bank has been provided in Note 1.6.

1.2 Principal activities and nature of operations

The principal activities of the Bank are banking and related activities including accepting customer deposits, lending to retail, small and medium enterprise (SME) and corporate customers, trade financing, lease financing, project financing, issuing letter of credit (LCs), inter bank borrowing and lending, dealing in government securities, equity shares etc. There have been no significant changes in the nature of operations of the Bank during the financial year under review.

As a fully operational commercial bank, BRAC Bank PLC. focuses on pursuing unexplored market niches in the SME business, which hitherto has remained largely untapped within the country. Significant percentage of BRAC Bank's clients had no prior experience with formal banking. With the view to reaching clients, the Bank has established a wide network of branches, zonal offices, SME unit offices and agent banking outlets offering services in the heart of rural and urban communities.

As a founder member of GABV and being the trailblazer of values-based banking in Bangladesh, Bank always strives to contribute towards achieving the Sustainable Development Goals (SDGs), where financing for SMEs to generate employment in an environmentally-friendly manner remains as our top priority. The Bank also serving as intermediary for Triple Bottom Line (TBL) by supporting individual or enterprises delivering impact in at least one of the following categories: social empowerment (people), environmental regeneration (planet), and/or economic resiliency (prosperity).

1.3 Off-shore banking unit (OBU)

The Bank commenced its off-shore banking operation on obtaining permission from Bangladesh Bank in 2010. The Off-shore Banking Unit (OBU) is governed by the rules and guidelines of Bangladesh Bank. The consolidated and separate financial statements of the bank included the operations of OBU. In addition, a separate financial statements of OBU has been presented in **Annexure-J**. In addition, the principal activities of OBU are to provide all kinds of commercial banking services to its customers in Bangladesh in foreign currency.

1.4 Custodian Service

The Bank obtained permission to work as a security custodian from Bangladesh Securities and Exchange Commission vide its certificate no. SC-10/2009 dated 12 November 2009 under the Securities and Exchange Commission (Securities Custodial Service) Rules 2003. Financial performance of Security Custodial Services have been separately reported in **Annexure-H** along with Bank's audited financial statements in compliance with the requirement u/s 10(2) of Security Custodial Services Rules 2003. The due certificate from external auditors has been obtained on internal control and financial statements of security custodial operations of the Bank and annexed with the financial statements.

1.5 Agent banking

BRAC Bank obtained permission from Bangladesh Bank on 11 March 2018, vide reference no. BRPD(P-3)745/(50)2018-1806, to commence agent banking outlets and subsequently started commercial operations on 11 September 2018. Till 31 December 2024, the bank has already opened 1,119 agent banking outlets in 64 districts across the country. Services that are currently being dispensed include account opening (current, savings & term deposit), cash deposit and withdrawal, instant fund transfer within BRAC Bank and outside BRAC Bank accounts through BEFTN, SME loan disbursement & repayment collection, foreign remittance disbursement, corporate bill/distributor fee collection, retail loan and credit card lead generation, credit card bill collection, insurance premium collection, utility bill collection, cheque book & debit card request process & delivery, internet and SMS banking and balance inquiry etc.

1.6 Subsidiaries and associates of BRAC Bank PLC.

Subsidiaries are entities controlled by the Group. The Group controls an entity if it is exposed to, or has rights to, variable returns from its involvement with the entity and has the ability to affect those returns through its power over the entity. The Group reassesses whether it has control if there are changes to one or more of the elements of control. This includes circumstances in which protective rights held (e.g. those resulting from a lending relationship) become substantive and lead to the Group having power over an investee. Financial statements of subsidiaries are included in the consolidated financial statements from the date on which control commences until the date on which control ceases.

An associate is an enterprise in which the investor has significant influence and which is neither a subsidiary nor a joint venture of the investor (*IAS-28: Investments in Associates and joint venture*). Significant influence is the power to participate in the financial and operating policy decisions of the investee, but there is no control over those policies. Investment in associates is accounted for in the consolidated financial statements under the 'equity method'. Under this method, the investment is initially recorded at cost and the carrying amount is increased or decreased to recognise the investor's share of profits or losses of the investee after the date of acquisition. The investor's share of the investee's profits or losses is recognised in the investor's profit and loss account. Distributions received from an investee reduce the carrying amount of the investment.

If the holding in subsidiary disposed-off in such a way that the status of the holding now comes to 'Associate' then the fair value of the holding retained in the said entity at the date of such disposal has been considered as opening balance of investment in associate in consolidated financial statements and related gains and losses have been recognised directly in consolidated equity. Any share of profits and losses after such change/disposal have been recognised in consolidated profit and loss as per equity method.

Syed M Omar Tayub
Managing Director & CEO
Prime Bank Investment PLC
Head Office, Dhaka

M Masud Rana, FCA
Additional Managing Director & CFO
BRAC Bank PLC.

M Habibur Rahman FCS
Company Secretary
BRAC Bank PLC

A. QASEM & CO. CHARTERED ACCOUNTANTS DHAKA

Tareq Refat Ullah Khan
Managing Director & CEO
BRAC Bank PLC.

Summary of shareholding in subsidiaries and associates

BRAC Bank's shareholding position in its four subsidiaries and one associate is summarized below:

Name of subsidiaries and associates	Face value per share	Nature of business	Total no. of ordinary shares		No. of ordinary shares held by BRAC Bank PLC.		BRAC Bank's percentage of shareholding	
			2024	2023	2024	2023	2024	2023
BRAC EPL Investments Ltd.	BDT 10	Merchant banking	258,500,000	258,500,000	258,358,734	258,358,734	99.95%	99.95%
BRAC EPL Stock Brokerage Ltd.	BDT 100	Stock brokerage	11,103,109	11,103,109	9,992,729	9,084,299	90.00%	90.00%
bKash Ltd.	BDT 100	Mobile financial services (MFS)	2,238,973,146	2,238,973,146	1,141,911,535	1,141,911,535	51.00%	51.00%
BRAC SAAJAN Exchange Ltd.	GBP 1	Remittance & exchange services	2,833,333	1,333,333	2,750,000	1,250,000	97.06%	93.75%
BRAC IT Services Ltd.	BDT 1,000	IT services	233,729	233,729	23,372	23,372	9.9996%	9.9996%

1.6.1 BRAC EPL Investments Limited (subsidiary)

BRAC Bank acquired 51% shares of Equity Partners Limited on 31 July 2009. This entity was incorporated in Bangladesh on 19 April 2000 as a private limited company, under the Companies Act, 1994, and was subsequently renamed as "BRAC EPL Investments Limited". BRAC Bank acquired an additional 25% shares in the entity in 2011 and an additional 18.57% in 2016. During 2017, the bank acquired a further 5.275% in the entity. During 2019, the bank acquired another 0.10%, thus taking the total shareholding to 99.945% at the end of the year 2019.

BRAC EPL Investments was established to cater to the needs of the fast growing capital markets of Bangladesh. It works as a merchant bank with a full-fledged merchant banking license from Bangladesh Securities and Exchange Commission (BSEC). The company's service portfolio comprises lead managing initial public offerings, domestic and international placements, portfolio management and project development and consultancy.

1.6.2 BRAC EPL Stock Brokerage Limited (subsidiary)

BRAC Bank PLC. acquired 51% shares of Equity Partners Securities Limited on 31 July 2009. Equity Partners Securities Limited was incorporated in Bangladesh on 16 May 2000 as a private limited company under the Companies Act, 1994. Subsequently, the management decided to rename Equity Partners Securities Limited as BRAC EPL Stock Brokerage Limited. In the year 2011, the bank acquired an additional 39% shares of EPL Stock Brokerage Limited. As a result, the bank's controlling interest has risen to 90% of EPL Stock Brokerage Limited.

BRAC EPL Stock Brokerage Limited was established to cater to the needs of the brokerage business in Bangladesh. It has corporate membership of both Dhaka Stock Exchange and Chittagong Stock Exchange.

1.6.3 bKash Limited (subsidiary)

BRAC Bank PLC. formed bKash Limited, a private company limited by shares incorporated on 1 March 2010 under the Companies Act, 1994. bKash Limited was established to introduce mobile financial services in Bangladesh. The bank has obtained a license from Bangladesh Bank for bKash Limited to render mobile financial services (MFS). BRAC Bank currently holds 51% equity shares in the company.

With the consent of all existing shareholders, in 2014 Bill & Melinda Gates Foundation (B&M), in 2018 Alipay Singapore E-Commerce Private Limited ("Alipay") and in 2021 SoftBank further invested in bKash Limited in the form of convertible preference shares. As on 31 December 2023, out of the total 956,110,570 convertible preference shares, B&M holds 132,040,849 shares, Alipay holds 324,946,520 shares and SoftBank holds 499,123,201 shares. Preference shareholders do not have any voting rights but has same rights as equity shareholders with respect to economic interest in the company. These preference shares are convertible at a 1:1 basis to ordinary shares subject to consent of regulators. Consolidated financial statements have been prepared using 35.74% instead of 51% considering the potential dilution, or otherwise according to economic interest in bKash.

During the year 2023, the Company has increased the authorised share capital to Tk. 35,000,000,000 (Taka three thousand five hundred crore) from Tk. 500,000,000 (Taka fifty crore) divided into 2,240,000,000 (Two hundred and twenty four crore) ordinary shares of Tk. 10 each and 1,260,000,000 (One hundred and twenty six crore) preference shares of Tk. 10 each. The Company has also changed the nominal value of each share to Tk. 10 from Tk. 100.

Pursuant to section 57 (2) of the Companies Act 1994, the company has issued bonus shares from "Share premium account" to its existing ordinary and preference shareholders in proportion to the existing shareholding structure. Incremental costs directly attributable to the issue of shares, net of any tax effects, are recognised as a deduction from equity.

1.6.4 BRAC SAAJAN Exchange Limited (subsidiary)

At the inception, BRAC Bank PLC. acquired 75%+1 shares of "SAAJAN Worldwide Money Transfer Limited" (SWMTL) in the UK. Bangladesh Bank provided necessary approvals of GBP 500,000 to acquire SWMTL and setting up two new branches in Luton and Bradford, UK. As per permission of Bangladesh Bank, SWMTL has been renamed as "BRAC SAAJAN Exchange Ltd" (BSEL). BRAC SAAJAN Exchange Limited was established to offer remittance and exchange services in the UK.

Notable that the operation of BRAC SAAJAN Exchange Limited was suspended in 2021 on regulatory ground by the local regulator in UK. Management lodged an appeal against the suspension before the Court in UK. After long hearing, the honorable Court released a verdict in 2022 in favour of BRAC Saajan and nodded the company to resume its operations. Accordingly, the company has resumed its operations in December 2022.

Considering the minimum capital requirement as per Financial Conduct Authority (FCA), UK and to resume its full-fledged operations, the company (BRAC Saajan) converted the outstanding OD Loan facilities of BRAC Bank as additional share capital of GBP 1,000,000 (equivalent to BDT 112,140,000) with due approval from the regulators in 2022.

In 2024, to meet up the minimum capital requirement as per Financial Conduct Authority (FCA), UK, the company (BRAC Saajan) converted from the outstanding OD Loan facilities of BRAC Bank as additional paid up share capital of GBP 1,500,000 (equivalent to BDT 232,485,000) with due approval from the regulators.

Currently, BRAC Bank PLC. holds 97.06% shares (2,750,000 no. of shares out of the total 2,833,333 shares) of BRAC SAAJAN Exchange Ltd. (BSEL).

Syed M Omar Tayub
Managing Director & CEO
Prime Bank Investment PLC
Head Office, Dhaka

M Masud Rana FCA
Additional Managing Director & CFO
BRAC Bank PLC.

M Manbubur Rahman FCA
Company Secretary
BRAC Bank PLC.

Tareq Refat Ullah Khan
Managing Director & CEO
BRAC Bank PLC.

1.6.5 **BRAC IT Services Limited (biTS) (associate)**

BRAC IT Services Ltd. (biTS) was initially founded as Documenta™ Ltd, a digital archiving firm, in 1999. BRAC IT Services Ltd. was then formed in April 2013 through the merger of Documenta™ Ltd and the IT Division of BRAC Bank. BRAC Bank acquired 51% shares of BRAC IT Services Limited, a private company limited by shares under the Companies Act, 1994, incorporated on 9 April 2013. It currently operates as an IT services company. In the year 2017, BRAC Bank reduced its holding in BRAC IT Services Limited from 51% to 48.67% by selling 1,034 shares to BRAC. However, due to additional investment by BRAC, the holding percentage of BRAC Bank further reduced to 12.92% at the end of the year 2020.

In 2022, BRAC Bank further disposed off 6,818 no. of shares (2.92% shareholding) to BRAC upon approval from Bangladesh Bank and the bank's shareholding in biTS reduced to 9.9996%. Considering the significant management involvement, the company is still considered as an associate of the Bank as per international accounting standards (IASs)

2. BASIS OF PREPARATION OF FINANCIAL STATEMENTS

2.1 Preparation of consolidated and separate financial statements

Preparation of separate financial statements of the bank for the year ended 31 December 2024 comprise the operation of the Domestic Banking Unit (DBU) (main operations), as well as operations of the Off-shore Banking Unit (OBU), together referred to as 'the Bank'.

Consolidated financial statements include separate financial statements of the BRAC Bank PLC. and financial statements of all subsidiaries', as those of a single economic entity and together referred to as 'the Group'. There were no significant changes in the operations of the bank/group

The consolidated financial statements have been prepared in accordance with International Financial Reporting Standard (IFRS) 10: Consolidated Financial Statements. The consolidated financial statements are prepared to a common reporting year ended 31 December 2024. Intra-company transactions, balances and intra-group gains on transactions between group companies are eliminated on consolidation.

2.2 Statement of compliance with applicable laws, regulations and standards

The Financial Reporting Act 2015 (FRA) was enacted in 2015. Under the FRA, the Financial Reporting Council (FRC) was formed in 2017 and has adopted International Accounting Standards (IASs) and International Financial Reporting Standards (IFRSs) as the applicable Financial Reporting Standards for public interest entities such as banks with effect from 2 November 2020.

The consolidated and separate financial statements of the Group and the bank have been prepared in accordance with the IFRS adopted by FRC and in addition to this, the bank also complied with the requirements of the following laws and regulations from various government bodies:

i) The Bank Company Act, 1991, and amendment thereon;
ii) The Companies Act, 1994;
iii) BRPD circular no. 14 dated 25 June 2003 and other applicable Circulars, Rules and Regulations issued by Bangladesh Bank (BB) time to time;
iv) Bangladesh Securities and Exchange Rules, 2020; Bangladesh Securities and Exchange Ordinance,1969; Bangladesh Securities and Exchange Act, 1993 and Bangladesh Securities and Exchange Commission (Public Issue) Rules 2015 and amendments thereon;
v) The Income Tax Act 2023, and amendments thereon;
vi) The Value Added Tax Act, 2012, The Value Added Tax Rules, 2016 and amendments thereon;
vii) Dhaka Stock Exchange Limited (DSE), Chittagong Stock Exchange Limited (CSE) and Central Depository Bangladesh Limited (CDBL) rules and regulations; and
viii) Financial Reporting Act, 2015.

The Central Bank of Bangladesh ('Bangladesh Bank'), as primary regulator of the banking industry, has issued a number of circulars/directives which are not consistent with the requirements specified in IASs/IFRSs. In case any requirement of the Bank Company Act, 1991, and provisions and circulars issued by Bangladesh Bank (BB) differ with those of IFRSs, the requirements of the Bank Company Act, 1991, and provisions and circulars issued by BB shall prevail.

Bank has departed from certain contradictory requirements of IFRSs in order to comply with the rules and regulations of Bangladesh Bank which are disclosed below:

i) Investment in equity instruments except investment in subsidiaries and associates	
Treatment as per IFRS	**Treatment adopted as per BB circulars and guidelines**
As per requirements of IFRS 9: Classification and measurement of investment in equity instruments depend on how these are managed (the entity's business model) and their contractual cash flow characteristics. Based on these factors, it would generally fall either under 'at fair value through profit and loss account' or under 'at fair value through other comprehensive income' where any change in the fair value (measured in accordance with IFRS 13) at the year-end is taken to the profit and loss account or other comprehensive income, respectively.	As per Banking Regulation and Policy Department (BRPD) circular no. 14, dated 25 June 2003, investments in quoted shares and unquoted shares are revalued at the year-end at market price and as per the book value of the last audited balance sheet, respectively. Provisions should be made for any loss arising from diminution in value of investments; otherwise investments are recognised at cost.

ii) Subsequent measurement of Government securities	
Treatment as per IFRS	**Treatment adopted as per BB circulars and guidelines**
Government securities refer primarily to various debt instruments which include both bonds and bills. As per requirements of IFRS 9: Financial Instruments, these investments can be categorised as "Amortised Cost (AC)", or "Fair Value Through Profit or Loss (FVTPL)", or "Fair Value through Other Comprehensive Income (FVOCI)". Investments designated as Amortised Cost are measured at amortised cost method, and interest income is recognised through profit and loss account. Any changes in fair value of investments designated as FVTPL is recognised in the profit and loss account. Any changes in fair value of investments designated as FVOCI is recognised in other reserves, as a part of equity.	As per DOS Circular no. 05, dated 26 May 2008, and subsequent clarification in DOS Circular no. 05, dated 28 January 2009, Government securities/bills are classified into Held for Trading (HFT) and Held to Maturity (HTM). HFT securities are revalued on the basis of mark-to-market and at year-end, any gains on revaluation of securities which have not matured as at the balance sheet date are recognised in other reserves as a part of equity. Any losses on revaluation of securities which have not matured as at the balance sheet date are charged in the profit and loss account. Interest on HFT securities, including amortisation of discount, are recognised in the profit and loss account. HTM securities which have not matured as at the balance sheet date are amortised at year-end, and gains or losses on amortization are recognised in other reserves as part of equity.

Syed M Omar Tayub
Managing Director & CEO
Prime Bank Investment PLC
Head Office, Dhaka

M Masud Rana FCA
Additional Managing Director & CFO
BRAC Bank PLC.

Tareq Refat Ullah Khan
Managing Director & CEO
BRAC Bank PLC.

iii) Provision on loans and advances

Treatment as per IFRS	Treatment adopted as per BB circulars and guidelines
As per IFRS 9: Financial Instruments, an entity shall recognise an impairment allowance on loans and advances based on expected credit losses. At each reporting date, an entity shall measure impairment allowance for loans and advances at an amount equal to the lifetime expected credit losses, if the credit risk on these loans and advances has increased significantly since initial recognition, whether assessed on an individual or collective basis, considering all reasonable information (including that which is forward-looking). For those loans and advances for which credit risk has not increased significantly since initial recognition, at each reporting date, an entity shall measure the impairment allowance at an amount equal to 12-month expected credit losses that may result from default events on such loans and advances that are possible within 12 months after the reporting date.	As per BRPD circular no. 14 dated 23 September 2012, BRPD circular no. 19 dated 27 December 2012, BRPD circular no. 05 dated 29 May 2013, BRPD circular no. 16 dated 18 November 2014, BRPD circular No. 12 dated 20 August 2017, BRPD circular No. 15 dated 27 September 2017, BRPD circular no. 1 dated 20 February 2018, BRPD Circular no. 07 dated 21 June 2018, BRPD Circular no 13 dated 18 October 2018, BRPD circular no. 3 dated 21 April 2019, BRPD circular no. 16 Dated 21 July 2020, BRPD circular no. 52 Dated 20 October 2020, BRPD circular no. 19 dated 26 August 2021, BRPD circular no. 51 dated 29 December 2021, BRPD circular no. 52 dated 29 December 2021, BRPD circular no. 03 dated 20 January 2022, BRPD circular no. 09 dated 7 April 2022, BRPD circular no. 07 dated 27 April 2022, BRPD circular no. 14 dated 22 June 2022, BRPD circular no. 51 dated 18 December 2022, the general provision at 0.25% to 2% under different categories of unclassified loans (good/standard and SMA loans) has to be maintained regardless of objective evidence of impairment. Also, provision for different categories of classified loans (sub-standard, doubtful and bad and loss loans) has to be provided at 20%, 50% and 100%, respectively, for loans and advances depending on time past due. Furthermore, as per BRPD circular no. 14 dated 23 September 2012 and BRPD circular no. 07 dated 21 June 2018, a general provision at 1% is required to be provided for all off-balance sheet exposures except on 'bills for collection' and 'guarantees' where the counter guarantees have been issued by multilateral development bank (MDB)/international bank having BB rating grade '1' equivalent outlined in the Guidelines on Risk Based Capital Adequacy (Revised Regulatory Capital Framework for banks, in line with Basel-III). As per BRPD circular no. 16 dated 21 July 2020, provision @ 5%, 20% on SMEF financing on SS and DF except medium enterprise has to be maintained. Such provision policies are not specifically in line with those prescribed by IFRS 9. Such provision policies are not specifically in line with those prescribed by IFRS 9.

iv) Other comprehensive income

Treatment as per IFRS	Treatment adopted as per BB circulars and guidelines
As per IAS 1 Presentation of Financial Statements, other comprehensive income is a component of financial statements or the elements of other comprehensive income are to be included in single comprehensive income statements.	Bangladesh Bank has issued templates for financial statements which is followed by all banks. The templates of financial statements issued by Bangladesh Bank neither include Other Comprehensive Income nor the elements of Other Comprehensive Income allowed to be included in a single Other Comprehensive Income (OCI) statement. As such, the bank does not prepare Other Comprehensive Income statement. However, elements of OCI, if any, are shown in the Statement of Changes in Equity.

v) Financial instruments – presentation and disclosure

Treatment as per IFRS	Treatment adopted as per BB circulars and guidelines
some disclosure and presentation requirements of IFRS 7 Financial Instruments: Disclosures and IAS 32 Financial Instruments: Presentation cannot be made in the financial statements.	In several cases, Bangladesh Bank guideline categorize, recognise, measure and present financial instruments differently from those prescribed in IFRS 9: Financial Instruments.

vi) Repo and reverse repo transactions

Treatment as per IFRS	Treatment adopted as per BB circulars and guidelines
As per IFRS 9, when an entity sells a financial asset and simultaneously enters into an agreement to repurchase the asset (or a similar asset) at a fixed price on a future date (repo), the arrangement is treated as a loan, and the underlying asset continues to be recognised at amortised cost in the entity's financial statements. The difference between selling price and repurchase price will be treated as interest expense. The same rule applies to the opposite side of the transaction (reverse repo).	As per DOS Circular letter no. 6, dated 15 July 2010, and subsequent clarification in DOS Circular no. 03, dated 30 January 2012 and DOS circular no. 2, dated 23 January 2013, when a bank sells a financial asset and simultaneously enters into an agreement to repurchase the asset (or a similar asset) at a fixed price on a future date (repo or stock lending), the arrangement is accounted for as a normal sales transaction, and the financial assets are de-recognised in the seller's book and recognised in the buyer's book. However, as per DMD circular letter no. 7, dated 29 July 2012, non-primary dealer banks are eligible to participate in the Assured Liquidity Support (ALS) programme, whereby such banks may enter collateralised repo arrangements with Bangladesh Bank. Here, the selling bank accounts for the arrangement as a loan, thereby continuing to recognise the asset.

Syed M Omar Tayub
Managing Director & CEO
Prime Bank Investment PLC
Head Office, Dhaka

M Masud Rana FCA
Additional Managing Director & CFO
BRAC Bank PLC.

M. Mazharul Rahman FCS
Company Secretary
BRAC Bank PLC.

Tareq Refat Ullah Khan
Managing Director & CEO
BRAC Bank PLC.

vii) Financial guarantees	
Treatment as per IFRS	**Treatment adopted as per BB circulars and guidelines**
As per IFRS 9: Financial Instruments, financial guarantees are contracts that require an entity to make specified payments to reimburse the holder for a loss it incurs if a specified debtor fails to make payment when due, in accordance with the term of debt instruments. Financial guarantee liabilities are recognised initially at their fair value, and the initial fair value is amortised over the life of the financial guarantee. The financial guarantee liability is subsequently carried at the higher of this amortised amount, and the loss allowance determined as expected credit loss under IFRS 9. Financial guarantees are prescribed to be included within other liabilities.	As per BRPD circular no. 14, dated 25 June 2003, financial guarantees, such as Letter of Credit and Letter of Guarantee should be treated as off balance sheet items. No liability is recognised for the guarantee, except the cash margin.

viii) Cash and cash equivalents	
Treatment as per IFRS	**Treatment adopted as per BB circulars and guidelines**
Cash and cash equivalent items should be reported as cash item as per IAS 7: Statement of Cash Flows.	Some cash and cash equivalent items, such as money at call and on short notice, treasury bills, Bangladesh Bank bills and prize bonds are not shown as cash and cash equivalents. Money at call and on short notice is shown separately in the balance sheet. Treasury bills, Bangladesh Bank bills and prize bonds are shown under investment in the balance sheet. However, in the cash flow statement, money at call and short notice and prize bonds are shown as cash and cash equivalents beside cash-in-hand, balance with Bangladesh Bank and other banks.

ix) Non-banking assets	
Treatment as per IFRS	**Treatment adopted as per BB circulars and guidelines**
There is no particular/specific guideline about non-banking assets in IFRS.	As per BRPD circular no. 22, dated 20 September 2021, there is a separate balance sheet item titled as non-banking asset that exists in the standard format.

x) Cash flow statement	
Treatment as per IFRS	**Treatment adopted as per BB circulars and guidelines**
As per IAS 7: Statement of Cash Flows, cash flow statement can be prepared either in direct method or indirect method. The presentation is selected to present these cash flows in a manner that is most appropriate for the business or industry. The method selected is applied consistently.	As per BRPD circular no. 14, dated 25 June 2003, the cash flow statement is a mix of both the direct and indirect methods.

xi) Balance with Bangladesh Bank	
Balance with Bangladesh Bank should be treated as other asset, as it is not available for use in day to day operations, as per IAS 7: Statement of Cash Flows.	Balance with Bangladesh Bank is treated as cash and cash equivalents.

xii) Presentation of intangible asset	
Treatment as per IFRS	**Treatment adopted as per BB circulars and guidelines**
Intangible assets must be identified and recognised, and the disclosure must be given as per IAS 38: Intangible Assets.	Intangible assets are shown in fixed assets, including premises and furniture and fixtures, as there is no specific regulation for intangible assets in BRPD circular no. 14, dated 25 June 2003.

xiii) Off balance sheet items	
Treatment as per IFRS	**Treatment adopted as per BB circulars and guidelines**
As per IFRS, there is no requirement for disclosure of off balance sheet items on the face of the balance sheet.	As per BRPD circular no. 14, dated 25 June 2003, off balance sheet items, e.g. Letter of Credit, Letter of Guarantee and Acceptance must be disclosed separately on the face of the balance sheet.

xiv) Disclosure of appropriation of profit	
Treatment as per IFRS	**Treatment adopted as per BB circulars and guidelines**
There is no requirement to show appropriation of profit on the face of statement of comprehensive income.	As per BRPD circular no. 14, dated 25 June 2003, appropriation of profit should be disclosed on the face of profit and loss account.

xv) Loans and advances/investments net of provision	
Treatment as per IFRS	**Treatment adopted as per BB circulars and guidelines**
As per IFRS 9, loans and advances/investments should be presented net of provision.	As per BRPD circular no. 14, dated 25 June 2003, provision on loans and advances/investments are presented separately as liability and cannot be netted-off against loans and advances.

xvi) Recognition of interest in suspense	
Treatment as per IFRS	**Treatment adopted as per BB circulars and guidelines**
Loans and advances to customers are generally classified at amortised cost as per IFRS 9, and interest income is recognised in the profit and loss account by using the effective interest rate method to the gross carrying amount over the term of the loan. Once a loan subsequently becomes credit-impaired, the entity shall apply the effective interest rate to the amortised cost of these loans and advances.	As per BRPD circular no. 14, dated 23 September 2012, once a loan is classified as Sub-standard, Doubtful BL (special reason), interest accrued on such loans are not allowed to be recognised as income, rather the corresponding amount needs to be credited to an interest in suspense account which is presented as other liability in the balance sheet.

Syed M Omar Tayub
Managing Director & CEO
Prime Bank Investment PLC
Head Office, Dhaka

M Masud Rana FCA
Additional Managing Director & CFO
BRAC Bank PLC.

M Mahbubur Rahman FCS
Secretary
BRAC Bank PLC

Tareq Refat Ullah Khan
Managing Director & CEO
BRAC Bank PLC.

xvii) Provision on undrawn loan commitments	
Treatment as per IFRS	**Treatment adopted as per BB circulars and guidelines**
As per IFRS 9, the bank shall recognise credit losses on undrawn loan commitments, such as Letter of Credit (L/C), Letter of Guarantee (L/G), etc., as the present value of the difference between the contractual cash flow that are due by the customer if the commitment is drawn down and the cash flows that the bank expects to receive.	As per BRPD Circular no. 07, dated 21 June 2018, and BRPD Circular no. 14, dated 23 September 2012, the bank is required to maintain a provision at 1% rate against off balance sheet exposures (which includes all types of undrawn loan commitments).
xviii) Name of the financial statements	
Treatment as per IFRS	**Treatment adopted as per BB circulars and guidelines**
As per IAS 1, complete set of financial statements consists statement of financial position, statement of profit or loss and other comprehensive income, statement of changes in equity, statement of cash flows and notes, comprising significant accounting policies and other explanatory information.	The forms of financial statements and directives for preparation thereof of the bank companies in Bangladesh are guided by BRPD Circular no. 14, dated 25 June 2003 and subsequent amendments thereof from time to time. BRPD circular no. 14 states the statement of financial position as balance sheet and statement of profit or loss and other comprehensive income as profit and loss account.

2.2.1 Summary statement of compliance with IFRSs

Ref.	Name of the standards	Status
IFRS S1	General Requirements for Disclosure of Sustainability-related Information	Complied
IFRS S2	Climate-related Disclosure	Complied
IFRS-1	First-Time Adoption of International Financial Reporting Standards	Not applicable
IFRS-2	Share-based Payment	Not applicable
IFRS-3	Business Combinations	Complied
IFRS-4	Insurance Contracts	Not applicable
IFRS-5	Non-current assets Held for Sale and Discounted Operations	Not applicable
IFRS-6	Exploration for and Evaluation of Mineral Resources	Not applicable
IFRS-7	Financial Instruments: Disclosures	Complied *
IFRS-8	Operating Segments	Complied *
IFRS-9	Financial Instruments	Complied *
IFRS-10	Consolidated Financial Statements	Complied
IFRS-11	Joint Arrangements	Not applicable
IFRS-12	Disclosure of Interests in Other Entities	Complied
IFRS-13	Fair Value Measurement	Complied
IFRS-14	Regulatory Deferral Accounts	Not applicable
IFRS-15	Revenue from Contracts with Customers	Complied
IFRS-16	Leases	Complied
IAS-1	Presentation of Financial Statements	Complied *
IAS-2	Inventories	Not applicable
IAS-7	Statement of Cash Flows	Complied *
IAS-8	Accounting Policies, Changes in Accounting Estimates and Errors	Complied
IAS-10	Events after the Reporting Period	Complied
IAS-12	Income taxes	Complied
IAS-16	Property, Plant and Equipment	Complied
IAS-19	Employee Benefits	Complied
IAS-20	Accounting for Government Grants and Disclosure of Government Assistance	Not applicable
IAS-21	The Effect of Changes in Foreign Exchanges Rates.	Complied
IAS-23	Borrowing Cost	Complied
IAS-24	Related Party Disclosures	Complied
IAS-26	Accounting and Reporting by Retirement Benefit Plans	Complied
IAS-27	Separate Financial Statements	Complied
IAS-28	Investment in Associates and Joint Venture	Complied
IAS-29	Financial Reporting in Hyperinflationary Economies	Not applicable
IAS-32	Financial Instruments: Presentation	Complied *
IAS-33	Earnings Per Share	Complied
IAS-34	Interim Financial Reporting	Complied
IAS-36	Impairment of Assets	Complied
IAS-37	Provisions, Contingent Liabilities and Contingent Assets	Complied
IAS-38	Intangible Assets	Complied *
IAS-40	Investment Property	Not applicable
IAS-41	Agriculture	Not applicable

* Complied to the extent possible subject to compliance to Bangladesh Bank guidelines in this respect.
** Complied in the preparation of interim financial reports of the Bank.

2.2.2 Standards issued but not yet effective

A number of new standards and amendments to standards are issued but not yet effective for annual periods beginning after 01 January 2024 and earlier application is permitted. However, the Bank has not adopted early the following new or amended standards in preparing these financial statements.

A) Classification and measurement of financial instruments (Amendments to IFRS 9 and IFRS 7)
B) IFRS 18 presentation and disclosures in financial statements
C) Lack of exchangeability (Amendments to IAS 21)

The above accounting standards are not expected to have a significant impact on the consolidated financial statements

Syed M Omar Tayub
Managing Director & CEO
Prime Bank Investment PLC
Head Office, Dhaka

Tareq Refat Ullah Khan
Managing Director & CEO
BRAC Bank PLC.

M Masud Rana FCA
Additional Managing Director & CFO
BRAC Bank PLC.

M Mehbubur Rahman FCS
Company Secretary & CO.
BRAC Bank PLC.

2.2.3 Sustainability and Climate-Related Disclosure under IFRS S1 and S2

1 Governance

BRAC Bank's Board of Directors has oversight responsibility for sustainability and climate-related matters, with delegated responsibilities to the Board Risk Committee. A dedicated Sustainable Finance Committee (SFC), led by the DMD and COO, manages integration of climate risk into enterprise-wide risk management, lending practices, and investment strategies.

The ESG team outlines the bank's annual ESG strategy, ensures compliance with local regulations, and monitors global reporting frameworks. The board also oversees the transparent disclosure of ESG-related information to stakeholders, ensuring accountability and progress toward sustainability goals.

2 Strategy

Our sustainability and climate-related risk and opportunities are integrated into the Bank's core strategy. As part of this strategy, the bank is actively providing green and sustainable financing for projects contributing to a low-carbon and inclusive economy. The bank's total loan portfolio for 2024 amounts to BDT 623,372 million, of which BDT 502,146 million is sustainable finance and BDT 89,563 million is attributed to green finance. This strategy supports portfolio diversification, enables access to emerging sectors and strengthens the bank's balance sheet.

Decarbonization is embedded in our annual investment and prioritization processes. Our focuses on reducing GHG emissions by shifting financing towards energy efficiency and carbon footprint reduction, investing in renewables, and promoting green technologies.

Looking ahead, the bank is continually refining its ESG strategy in line with both local and global standards and enhancing the impact of various ESG related material risks that potentially have an impact on the bank's cash flow, access to finance or cost of capital over the short, medium or long-term time horizons.

3 Risk Management

BRAC Bank incorporates climate-related risks within its Enterprise Risk Management (ERM) framework, including credit, market, liquidity, and operational risk assessments. Climate risk factors are embedded into:

a) Loan origination and review processes.
b) Physical and transition risks are assessed through scenario analysis and stress testing.
c) Portfolio mapping to assess sectoral and geographic climate risk exposures.
d) High-emitting sectors (e.g., oil & gas, utilities) undergo enhanced credit risk review processes.

In alignment with the IFRS S1 and S2 frameworks, risk parameters within the Environmental and Social Risk Management (ESRM) system are calibrated on a scale of 1 to 100. This allows for the classification of risks into low, medium, or high categories, ensuring that risks are appropriately quantified and prioritized.

4 Metrics and Targets

The bank uses the PCAF methodology for financed emissions and discloses annually under the TCFD-aligned framework, consistent with IFRS S2. The bank also has been calculating its GHG emissions from loan portfolio under scopes 1, 2, and 3 in line with sustainability and climate-related financial disclosure guidelines. While the bank has not yet set a net-zero target, rather we have a Board-approved plan, and it is committed to reducing its GHG emissions through a comprehensive GHG reduction plan.

BRAC Bank GHG emissions accounting:

Indicator	Financial Year 2024		Financial Year 2023	
	Emissions (Ton CO2eq)	Emissions Share (%)	Emissions (Ton CO2eq)	Emissions Share (%)
Scope 1	1,630.20	0.11%	1,584.57	0.14%
Scope 2	16,671.15	1.13%	11,458.36	0.99%
Scope 3	1,459,166.23	98.76%	1,144,966.79	98.87%
Financed Emission	1,423,479.42	96.35%	1,129,916.68	97.57%
Gross total GHG emission	**1,477,467.58**	**100.00%**	**1,158,009.72**	**100.00%**
Avoided emission	18,111.55	1.24%	7,456.25	0.65%
Net total GHG emission	**1,459,356.03**	**98.76%**	**1,150,553.47**	**99.35%**

This Disclosure note reflects our ongoing commitment to transparency and accountability in addressing sustainability-related financial information in accordance with IFRS S1 and S2. We will continue to evolve our disclosures as our understanding and practices mature.

2.3 Going concern

The accompanying financial statements have been prepared on a going concern assumption that the Bank will continue in operation over the foreseeable future. The Bank has neither any intention nor any legal or regulatory compulsion to liquidate or curtail materially the scale of any of its operations. Key financial parameters (including liquidity, profitability, asset quality, provision sufficiency and capital adequacy) of the bank continued to demonstrate a healthy trend for a couple of years. The rating outlook of the bank, as reported by all the rating agencies is 'Stable'.

Besides, the management is not aware of any other material uncertainties that may cast significant doubt upon the bank's ability to continue as a going concern.

2.4 Materiality and aggregation

Each material item considered by the management as significant has been displayed separately in the financial statements. No amount has been set off, unless the Bank has a legal right to set off the amounts and intends to settle on net basis. Income and expenses are presented on a net basis only when permitted by the relevant accounting standards.

2.5 Comparative information

Accounting policies have been consistently applied by the Bank and are consistent with those used in the previous year. Comparative information is rearranged wherever necessary to conform with the current presentation.

Syed M Omar Tayub
Managing Director & CEO
Prime Bank Investment PLC
Head Office, Dhaka

Tareq Refat Ullah Khan
Managing Director & CEO
BRAC Bank PLC.

M Masud Rana FCA
Additional Managing Director & CFO
BRAC Bank PLC.

M Mahbubur Rahman FCS
Company Secretary
BRAC Bank PLC.

2.6 Functional and presentation currency

The financial statements are presented in Bangladeshi Taka (BDT), which is the bank's functional currency. The functional currency of the Bank's Off-shore Banking Unit (OBU) and one of the Bank's subsidiaries, namely BRAC SAAJAN Exchange Limited, is in United States Dollar (USD) and Great Britain Pound (GBP), respectively. Financial statements of the above-mentioned unit and subsidiary have been translated into the presentation currency, i.e. Bangladeshi Taka (BDT), following the guidelines of *IAS 21: The Effect of Changes in Foreign Exchange Rates*. The functional and presentation currency of other subsidiaries and associates is in Bangladeshi Taka (BDT). Except as indicated, figures have been rounded-off to the nearest Taka.

2.7 Reporting period

These financial statements cover one calendar year - from 01 January to 31 December 2024.

2.8 Basis of measurement of elements of financial statements

The financial statements of the Bank have been prepared on historical cost basis except for the following:
- Government Treasury Bills and Bonds designated as 'Held for Trading (HFT)' at present value using marked to market with gains, if any, credited to revaluation reserve.
- Government Treasury Bills and Bonds designated as 'Held to Maturity (HTM)' at present value using amortization concept.

2.9 Use of estimates and judgments

The preparation of financial statements in conformity with International Financial Reporting Standards (IFRS) requires management to make judgments, estimates and assumptions that affect the reported amounts of assets, liabilities, revenue and expenses. Actual results may differ from these estimates. It also requires disclosures of contingent assets and liabilities at the date of the financial statements. Provisions and accrued expenses are recognized in the financial statement in line with the IAS 37 "Provisions, Contingent Liabilities and Contingent Assets".

The estimates and associated assumptions are based on historical experience and various other factors that are believed to be reasonable under the circumstances, the result of which form the basis of making the judgments about carrying values of assets and liabilities that are not readily apparent from other sources. Actual results may differ from these estimates. However, the estimates and underlying assumptions are reviewed on an ongoing basis and the revision is recognized in the year in which the estimates are revised and in any future periods affected. Significant areas where management requiring the use of estimate and judgment:

a) Provision for loans and advances, investments and leases for future impairment
b) Useful life of fixed assets and Right of use of assets (RoU) as per IFRS 16
c) Remeasurement gain/(loss) of defined benefit obligation and plan assets
d) Deferred Tax assets/liabilities
e) Provision for gratuity fund
f) Right of use of assets (RoU) as per IFRS 16
g) Lease liabilities
h) Impairment testing of goodwill
i) Provision for taxation
j) Fair value determination of unquoted investments/shares

2.10 Foreign currency transactions

Mark-to-market valuation of foreign currency transaction

The treasury back-office values all outstanding positions (Spot and Forward including on and off balance sheet items) at the current market rate to determine the current market value of these positions. This exercise also provides the profitability of the outstanding contracts. The treasury back office gathers the market rates from an independent source i.e. other than traders (Reuters/Bloomberg, BAFEDA, calling other bank back offices) of the same organization which is required to avoid any conflict of interest. Revaluation is done daily and the profit and loss impact is adjusted accordingly.

Translation of foreign currency operations

The results of financial statements of any foreign operation (including subsidiaries, off-shore banking unit, etc.) whose functional currency is not Bangladeshi Taka are translated into Bangladeshi Taka as follows:

a. assets and liabilities for each statement of balance sheet have been translated at the closing rate on the date of the balance sheet.
b. income and expenses for the profit and loss account have been translated at average rate.

Foreign currency differences are recognised in OCI and accumulated in the foreign currency translation reserve, except to the extent that the translation difference is allocated to NCI.

Exchange rates

The assets and liabilities as at 31 December in foreign currencies have been converted to BDT at the following rates:

Name of Currencies		2024	2023
USD 1= BDT	USD	120.00	110.00
SGD 1= BDT	SGD	88.42	83.55
SAR 1=BDT	SAR	31.96	29.33
GBP 1= BDT	GBP	151.10	140.82
AUD 1= BDT	AUD	74.75	75.23
EUR 1= BDT	EUR	125.27	122.42
CHF 1= BDT	CHF	133.10	131.59
JPY 1= BDT	JPY	0.76	0.78
CAD 1= BDT	CAD	83.45	83.21
AED 1= BDT	AED	32.67	29.95
CNY 1= BDT	CNY	16.41	15.49

Translation reserve in separate financial statements

The functional currency of the Bank's off-shore Banking Unit (OBU) is in United States Dollar (USD). So, translation reserve has been generated in separate financial statements for translating offshore banking operations in bank's presentation currency (BDT).

Syed M Omar Tayub
Managing Director & CEO
Prime Bank Investment PLC
Head Office, Dhaka

Tareq Refat Ullah Khan
Managing Director & CEO
BRAC Bank PLC.

M Masud Rana FCA
Additional Managing Director & CFO
BRAC Bank PLC.

Translation reserve in consolidated financial statements

The functional currency of one of the Bank's subsidiaries BRAC SAAJAN Exchange Limited is in Great Britain Pound (GBP). As a result, in consolidated financial statements translation reserve includes the balances of separate financial statements as well as the balances for translating SAAJAN's GBP operations to bank's presentation currency (BDT).

2.11 Provisions, contingent liabilities and contingent assets

The Bank recognises provisions only when it has a present obligation as a result of a past event and it is probable that an outflow of resources embodying economic benefits will be required to settle the obligation and when a reliable estimate of the amount of the obligation can be made. No provision is recognised for-

a. Any possible obligation that arises from past events and the existence of which will be confirmed only by the occurrence or non-occurrence of one or more uncertain future events not wholly within the control of the bank; or
b. Any present obligation that arises from past events but is not recognised because-
   i) It is not probable that an outflow of resources embodying economic benefits will be required to settle the obligation; or
   ii) A reliable estimate of the amount of obligation cannot be made.

Such obligations are recorded as contingent liabilities. These are assessed continually and only that part of the obligation for which an outflow of resources embodying economic benefits is probable, is provided for, except in extremely rare circumstances where no reliable estimate can be made.

Contingent assets are not recognised in the financial statement since these may result in the recognition of income that may never be realised. However, due to regulations of Bangladesh Bank (Central Bank of Bangladesh) and Bank Company Act, 1991, as amended, all items of such contingent assets/liabilities are shown as off balance sheet items under balance sheet of the bank as a separate section.

2.12 Statement of changes in equity

Statement of Changes in Equity has been prepared in accordance with IAS 1 "Presentation of Financial Statements" and following the guidelines of Bangladesh Bank BRPD circular no.14 dated 25 June 2003.

2.13 Cash flow statement

Cash Flow Statement is prepared principally in accordance with IAS 7 " Statement of Cash Flows" under the guidelines of BRPD circular no.14 dated 25 June 2003. The Cash Flow Statement shows the structure of and changes in cash and cash equivalents during the year. It Cash Flows during the period have been classified as operating activities, investing activities and financing activities.

2.14 Basis of preparation of liquidity statement

The liquidity statement of assets and liabilities as on the reporting date has been prepared on residual maturity term as per the following basis:

a) Balances with other bank and financial institutions, money at call and short notice etc. are on the basis of their maturity term.
b) Investments are on the basis of their residual maturity term.
c) Loans and advances are on the basis of their repayment/ maturity schedule.
d) Fixed assets are on the basis of their useful life.
e) Other assets are on the basis of their adjustment.
f) Borrowing from other banks, financial institutions and agents as per their maturity/ repayment term.
g) Deposits and other accounts are on the basis of their maturity term and behavioural past trend.
h) Other long term liability on the basis of their maturity term.
i) Provisions and other liabilities are on the basis of their settlement.

2.15 Changes in accounting policies, estimates and errors

IAS 8 Accounting Policies, Changes in Accounting Estimates and Errors, states that the effect of a change in accounting policy and correction of errors, if material, is to be applied retrospectively, and change in an accounting estimate is to be applied prospectively. The carrying amount of assets, liabilities, or equity may be changed following a change in accounting estimates in the period of the change. The bank followed the same accordingly.

3. SIGNIFICANT ACCOUNTING POLICIES

The accounting policies set out below have been applied consistently to all the periods presented in these financial statements except the recognition of defined benefit obligation and plan assets relating to the gratuity fund on the balance sheet of the Bank from 2018. The net effect in opening balance for such recognition has been charged in profit and loss considering the effect as immaterial as per IAS - 8.

3.1 Assets and the basis of their valuation

3.1.1 Cash and Cash Equivalents

For the purpose of presentation in the cash flow statements, cash and cash equivalents includes cash in hand and cash at bank (regardless of maturity), highly liquid interest bearing investment/securities with original maturities of less than three month. Cash flow statement is prepared in accordance with IAS 7 Statement of Cash Flows. However cash flows from operating activities have been presented according to the format mentioned in BRPD circular no. 14 dated 25 June 2003.

However unencumbered portion of balance with Bangladesh Bank is presented in liquidity statement with maturity more than five years but considering the requirement of BRPD 14 dated 25 June 2003, this amount is considered as cash and cash equivalents in the cash flow statement.

3.1.2 Investments (Categorized and reported as per Bangladesh Bank)

Investment in securities

All investment securities are initially recognised at cost, including acquisition charges associated with the investment. Premiums are amortised and discount accredited, using the effective yield method, and are taken to discount income. The valuation method of marking-to-market for investments used are:

Syed M Omar Tayub
Managing Director & CEO
Prime Bank Investment PLC
Head Office, Dhaka

Tareq Refat Ullah Khan
Managing Director & CEO
BRAC Bank PLC.

M Masud Rana FCA
Additional Managing Director & CFO
BRAC Bank PLC.

M. Abdul Qasem & Co. Chartered Accountants

Held To Maturity (HTM)
Investments which have fixed or determinable payments and fixed maturity that the group has the positive intent and ability to held to maturity, other than those that meet the definition of 'Held at amortised cost others' are classified as held to maturity. These investment are subsequently measured at amortised cost, less any provision for impairment in value. Amortised cost is calculated by taking into account any discount or premium in acquisition. Any gain or loss on such investments is recognised in the statement of income when the investment is de-recognised or impaired.

Held For Trading (HFT)
Investments classified in this category are acquired principally for the purpose of selling or repurchasing - in short trading or if designated as such by the management. After initial recognition, investments are measured at market value, and any change in the fair value is recognised in the statement of income for the period in which it arises. Transaction costs, if any, are not added to the value of investments at initial recognition.

Revaluation of government securities
According to DOS Circular no. 05, dated 26 May 2008, DOS Circular no. 05, dated 28 January 2009 and DOS Circular no. 02, dated 19 January 2012, HFT securities are revalued once each week using marking-to-market concept, and the HTM securities are amortised once a year according to Bangladesh Bank guidelines. HTM securities are also revaluated if they are reclassified to HFT category with the Board's approval. Moreover, as per DOS circular letter no. 27 dated 04 December 2023, amortization on HTM securities can be taken into profit and loss account before maturity. Gains arising from revaluation of HFT securities on 'Marking to Market' basis are recognised in revaluation reserve account while losses from revaluation of the same securities are recognised in profit and loss account.

Investment in quoted securities
These securities are bought and held primarily for the purpose of selling them in the future or holding for dividend income, which are reported at cost. Unrealised gains are not recognised in the profit and loss statement. But required provisions are kept for diminution in value of investment.

Investment in mutual funds
The Department of off-site Supervision (DOS) of Bangladesh Bank vide its circular letter no. 03 dated 12 March 2015 directed that investment in mutual fund (closed end) will be revalued at lower of cost and (higher of marker value and 85% of NAV). Provision should be made for any loss arising from diminution in value of investment on portfolio basis; otherwise investments are recognized at cost.

Investment in unquoted securities
Investment in unlisted securities is reported at cost under cost method. Adjustment is given for any shortage of book value over cost for determining the carrying amount of investment in unlisted securities. As per Bangladesh Bank DOS Circular no. 04, dated 24 November 2011, provision for diminution in value of investment was made by netting off unrealised gain (loss) of shares from market price/book value less cost price.
Besides, the Bank complied with Bangladesh Bank BRPD Circular no. 14, dated 25 June 2003, as follows, "All investments in shares and securities (both dealing and investment) should be revalued at the year end. The quoted shares should be valued as per market price in the stock exchange(s) and unquoted shares as per book value of the last audited balance sheet. Provisions should be made for any loss arising from diminution in value of investment."

Summary of recognition and measurement basis has been shown as under:

Investment Class	Initial Recognition	Measurement after Recognition	Recording of changes
Government Treasury Bills (HFT)	Cost	Marking to Market/ fair value	Loss to profit and loss A/C, gain to revaluation reserve
Government Treasury Bills (HTM)	Cost	Amortised cost	Amortised gain to revaluation reserve and loss to profit and loss
Government Treasury Bonds (HFT)	Cost	Marking to Market/ fair value	Loss to profit and loss A/C, gain to revaluation reserve
Government Treasury Bonds (HTM)	Cost	Amortised cost	Amortised gain to revaluation reserve and loss to profit and loss
Zero Coupon Bond	Cost	Cost	N/A
Prize Bond and Other Bond	Cost	Cost	N/A
Debentures	Cost	Cost	Profit and Loss Account
Un-quoted Shares (ordinary)	Cost	Lower of cost or NAV of last audited account	Profit and Loss Account
Quoted Shares (ordinary)	Cost	Lower of cost or market price at balance sheet date	Loss (net off gain) to Profit and Loss Account but no unrealized gain booking
Mutual Fund (open-end)	Cost	Lower of cost or 95% of NAV	Provision for unrealised loss (net) to profit and loss account but no unrealised gain booking.
Mutual Fund (closed-end)	Cost	Lower of cost or (higher of market value or 85% of NAV)	Provision for unrealised loss (net) to profit and loss account but no unrealised gain booking.

3.1.3 **Loans and advances**

a) Loans and advances are stated in the balance sheet on the gross basis.
b) Interest on loans and advances is calculated daily on accrual basis for all loans accounts but charged in client statements monthly, quarterly and installment date based on product type.
c) Commission and discounts on bills purchased and discounted are recognized at the time of realization.
b) Provision for loans and advances is made on the basis of period-end review by the management following instructions contained in Bangladesh Bank BRPD Circular no. 14, dated 23 September 2012, BRPD circular no. 15, dated 23 September 2012, BRPD Circular no. 19, dated 27 December 2012, BRPD Circular no. 05, dated 29 May 2013, BRPD Circular no. 16, dated 18 November 2014, BRPD Circular no. 08, dated 02 August 2015, BRPD Circular no. 12, dated 02 August 2017, BRPD Circular no. 15, dated 27 September 2017, BRPD Circular no. 01, dated 20 February 2018, BRPD Circular no. 07, dated 21 June 2018, BRPD Circular no 13, dated 18 October 2018 and BRPD Circular no. 03, dated 21

Syed M Omar Tayub
Managing Director & CEO
Prime Bank Investment PLC
Head Office, Dhaka

Tareq Refat Ullah Khan
Managing Director & CEO
BRAC Bank PLC.

M Masud Rana FCA
Additional Managing Director & CFO
BRAC Bank PLC.

April 2019, BRPD circular no. 52 Dated 20 October 2020, BRPD circular no. 16 dated 21 July 2020, BRPD circular No: 56 dated 10 December 2020, BRPD circular No: 14 dated 22 June 2022, BRPD circular No: 51 dated 18 December 2022. Provisions and interest suspense are separately shown under other liabilities as per the First Schedule of the Bank Company Act 1991 (amended up to 2018). The rates of provision for loans and advances are given below:

Type of Loans and Advances	Unclassified		Classified		
	Standard	Special Mention Account (SMA)	Substandard (SS)	Doubtful (DF)	Bad and Loss (BL)
Consumer financing - House building	1%	1%	20%	50%	100%
Consumer financing - Loans for professionals	2%	2%	20%	50%	100%
Consumer financing - Other than house building and professionals	2%	2%	20%	50%	100%
Loans to BHs/ MBs against share etc.	2%	2%	20%	50%	100%
Small and medium enterprise (Medium)	0.25%	0.25%	20%	50%	100%
Small and medium enterprise (Cottage, Micro, Small)	0.25%	0.25%	5%	20%	100%
Short term Agriculture/ Micro credit	1%	1%	5%	5%	100%
Credit Card	2%	2%	20%	50%	100%
All others	1%	1%	20%	50%	100%
Off Balance Sheet exposure	1%	N/A	N/A	N/A	N/A

c) Interest on classified loans and advances is kept in a suspense account as per BRPD circular no. 27, dated 31 August 2010 and recognised as income on realisation, as per BRPD circular no. 14 and 15, dated 23 September 2012. Interest is not charged on bad and loss loans as per the guidelines of Bangladesh Bank. Records of such interest amounts are kept in separate accounts.

d) **Write off Loans and Advance:** Loans and advances are written-off to the extent that (i) there is no realistic prospect of recovery and (ii) against which legal cases are filed and classified as bad and loss, as per BRPD circular no. 02, dated 13 January 2003 and 13, dated 07 November 2013. These write-offs however will not undermine/affect the claim amount against the borrower. Detailed memorandum records for all such write-off accounts are meticulously maintained and followed up. Loan and advances are written off as per BRPD circular no 04, dated 18 February 2024.

3.1.4 **Fixed assets including premises, furniture and fixtures**

A. Property, plant and equipment (PPE)

Property, plant and equipment (PPE) include all type of tangible assets i.e. land, office floor space, furniture & fixtures, office equipment, IT hardware and motor vehicles etc.

Recognition and measurement

All fixed assets including land are stated at cost less accumulated depreciation, as per IAS 16 Property, Plant and Equipment. Right-of-use assets are measured at cost, less any accumulated depreciation, and adjusted for any re-measurement of lease liabilities.

The cost of an item of property, plant and equipment is recognised as an asset if it is probable that future economic benefits associated with the item will flow to the entity; and the cost of the item can be measured reliably.

The cost of the items of property, plant and equipment comprises:

i) any cost directly attributable to bringing the asset to the location and condition necessary for it to be capable of operating in the manner intended by the management.

ii) any cost directly attributable to bringing the asset to the location and condition necessary for it to be capable of operating in the manner intended by the management.

iii) the initial estimate of the cost of dismantling and removing the item and restoring the site on which it is located, the obligation for which an entity incurs either when the item is acquired or as consequence of having used the item during a particular period of purpose other than to produce during that period.

Subsequent costs

Subsequent costs of enhancement of existing assets are recognised as an addition to the asset, only when it is probable that future economic benefits associated with the item will flow to the bank and the cost of the item can be measured reliably. All other repairs and maintenance expenses are charged to the profit and loss account during the financial period in which they are incurred.

Depreciation of PPE

Land is not depreciated. Depreciation is charged on straight-line basis. In case of acquisition of fixed assets, depreciation is charged from the month of acquisition, whereas no depreciation on assets disposed-off is charged from the month of disposal. Asset category-wise depreciation rates are as follows:

Category of assets	BRAC Bank PLC.	BRAC EPL Investments Limited	BRAC EPL Stock Brokerage Limited	BRAC Saajan Exchange Limited	bKash Limited
Furniture and fixture	10%	10%-20%	12.5%	10%	20%
Building	2.5%	5%	2%	-	-
Office equipment	20%	10%-20%	20%	10%	20%
IT equipment - Hardware	20%	20%	-	-	20%
IT equipment - PC, Laptop, UPS, Printer and Scanner	33.33%	33.33%	25%	33.33%	33.33%
IT equipment - Software	10%-20%	33.33%	33.33%	20%	20%
Motor vehicles	20%	20%	20%	-	20%
Office decoration/ renovation works	10%	15%	15%	10%	20%

Syed M Omar Tayub
Managing Director & CEO
Prime Bank Investment PLC
Head Office, Dhaka

Tareq Refat Ullah Khan
Managing Director & CEO
BRAC Bank PLC.

M Masud Rana FCA
Additional Managing Director & CFO
BRAC Bank PLC.

M Mahbubur Rahman FCA
Company Secretary
BRAC Bank PLC.

The consolidated financial statements of BRAC Bank for the year ended 31 December 2024 have been prepared applying uniform depreciation policy in compliance with IFRS 10 " Consolidated Financial Statements".

Gain or loss on disposal of PPE
Sale price of fixed assets are determined on the basis of fair value of the assets. Gain or loss on sale of assets are recognised in the profit and loss account as per provision of IAS 16 Property, Plant and Equipment.

Impairment of PPE
At each balance sheet date, the bank assesses whether there is any indication that the carrying amount of the asset exceeds its recoverable amount. If any such indication exists, the Bank should estimate the recoverable amount of the asset. An asset is carried at more than its recoverable amount if its carrying amount exceeds the amount to be recovered through use or sale of the asset. If this is the case, the asset is described as impaired and impairment loss is recognised as an expense in the profit and loss account unless the asset is carried at revalued amount in accordance with IAS 16 Property, Plant and Equipment, in which case any impairment loss of a revalued asset should be treated as revaluation decrease under the accounting standard. No impairment loss was recognised up to the reporting period in separate financial statement, as no such indication existed as on the balance sheet date.

B. Intangible assets

Software
Software acquired by the bank is stated at cost less accumulated amortisation and accumulated impairment losses. Subsequent expenditure on software assets is capitalised only when it increases future economic benefits embodied in the specific asset to which it relates. All expenditure is expensed as incurred. Amortisation is recognised in profit or loss on a straight-line basis over the estimated useful life of the software, from the date that it is available for use, since this most closely reflects the expected pattern of consumption of the future economic benefits embodied in the asset. The estimated useful life of software is five to ten years. Amortisation methods, useful lives and residual values are reviewed at each financial year-end and adjusted, if appropriate.

License
Value of the license is recognised at cost less accumulated impairment losses.

Goodwill
Goodwill that arises upon the acquisition of subsidiaries represents the excess of the fair value of the purchase consideration over the fair value of the BRAC Bank group's share of the assets acquired and the liabilities and contingent liabilities assumed on the date of the acquisition and is measured at cost less accumulated impairment losses in accordance with IFRS 3 Business Combinations and IAS 36 Impairment of Assets.

Impairment of intangible assets
Intangible assets with indefinite useful life, like goodwill etc., are tested for impairment at the end of each year. As per IAS 36 Impairment, any intangible assets with definite useful life are first reviewed for any indication of impairment. If any indication exists, then the impairment test is carried out.

C. IFRS 16 "Leases" and its relevant assumptions and disclosures
IFRS 16: "Leases" has come into force on 1 January 2019, as adopted by the Institute of Chartered Accountants of Bangladesh (ICAB). BRAC Bank applied IFRS 16 using modified retrospective approach where the bank measured the lease liability at the present value of the remaining lease payments, discounted it using the bank's incremental borrowing rate at the date of initial application, and recognised a right-of-use asset at the date of the initial application on a lease by lease basis.

Right-of-use assets
The Bank recognises right-of-use assets at the date of initial application of IFRS 16. Right-of-use assets are measured at cost, less any accumulated depreciation, and adjusted for any re-measurement of lease liabilities. Right-of-use assets are depreciated on a straight-line basis over the lease term. The right-of-use assets are presented under property, plant and equipment.

Lease liabilities
At the commencement date of the lease, the bank recognises lease liabilities measured at the present value of lease payments to be made over the lease term using incremental borrowing rate at the date of initial application. Lease liability is measured by increasing the carrying amount to reflect interest on the lease liability, reducing the carrying amount to reflect the lease payments, and re-measuring the carrying amount to reflect any reassessment or lease modifications.
Interest on the lease liability in each period during the lease term shall be the amount that produces a constant periodic rate of interest on the remaining balance of the lease liability.

Short-term leases and leases of low value assets
The Bank has elected not to recognise right-of-use assets and lease liabilities for leases of low value assets and short-term leases, i.e. for which the lease term ends within 12 months of the date of initial application. The Bank recognises lease payments associated with these leases as an expense.
The contracts for premises with all branches, head office, regional offices, data centers and disaster recovery centers are considered for lease calculation.

Accounting of lease modification
IFRS 16 defines a modification as a change in the scope of a lease, or the consideration for a lease, that was not part of the original terms and conditions of the lease. Any change that is triggered by a clause that is already part of the original lease contract (including changes due to a market rent review clause or the exercise of an extension option) is not regarded as a modification.

Gain or loss on termination of lease agreements
As per IFRS-16, if the lease is modified to terminate the right of use of one or more underlying assets or to shorten the contractual lease term, the bank (lessee) remeasures the lease liability at the effective date of the modification using a revised discount rate. Furthermore, it decreases the carrying amount of the right-of-use assets to reflect the partial or full termination of the lease. Any gain or loss relating to the partial or full termination is recognised in profit or loss.

Syed M Omar Tayub
Managing Director & CEO
Prime Bank Investment PLC
Head Office, Dhaka

Tareq Rezat Ullah Khan
Managing Director & CEO
BRAC Bank PLC.

M Masud Rana FCA
Additional Managing Director & CFO
BRAC Bank PLC.

M Mahbubur Rahman FCS
Company Secretary
BRAC Bank PLC.

D. Capital work-in-progress (CWIP)

Costs incurred, but if the related asset is yet not ready or available for use as intended by management, are recognised as capital work-in-progress and disclosed as a part of fixed assets. Once the underlying asset is ready and available for use, it is transferred to fixed assets. However, no depreciation is charged on CWIP.

E. Investment properties

Investment property is held to earn rentals or for capital appreciation or both and the future economic benefits that are associated with the investment property but not held for sale in the ordinary course of business. Investment property is accounted for under cost model in the financial statements. Accordingly, after recognition as an asset, the property is carried at its cost, less accumulated depreciation and accumulated impairment loss.

3.1.5 Other assets and basis of their measurement

Other assets include mainly all other financial assets, interest and other unrealised income receivable, advance for operating expenditure and stocks of stationery and stamps etc.

a. Interest receivables

Interest receivable is the amount of interest that has been earned but has not yet been received in cash. Interest on loans and advances is calculated and accrued on a daily product basis but charged to customer accounts in different frequency based on product nature. The accrued but uncharged interest portion is reported as interest receivables on reporting date. Interest receivables is recognized only when the unconditional right to receive the cash flows of the loans and advances is established.

b. Reporting investment in subsidiaries and associates in separate financial statements

In accordance with the IAS 27 "Separate Financial Statements", an entity may choose any of the following methods to account for investment in subsidiaries, associates and joint ventures in its separate financial statements:

- at cost;
- in accordance with IFRS 9; or
- using the equity method as described in IAS 28;

BRAC Bank adopted IFRS 9 Fair value through other comprehensive income (FVOCI) method for accounting equity investment in subsidiaries and associates since June 2020. As all of the investment are in unquoted investment, management used net assets value of the each investment as per the financial statements of the entity every year as fair value because if buyer offer any price of our investments, they will refer to NAV as reference price.

Accordingly, below cumulative fair value gain/(loss) has been directly recognised in equity in the separate financial statements of the bank till to date 31 December 2024.

Name of the subsidiaries and associates	BRAC Bank's investment at cost	Net asset value of investee	BRAC Bank's share of net asset	Gross fair value gain/(loss)	Gain/(loss) net of deferred tax
BRAC EPL Investments Ltd.	2,891,704,014	716,088,200	715,696,870	(2,176,007,144)	(1,849,606,072)
BRAC EPL Stock Brokerage Ltd.	1,344,147,500	1,449,462,214	1,304,507,060	(39,640,440)	(33,694,374)
bKash Ltd.	168,921,800	34,701,033,110	12,402,025,594	12,233,103,794	10,398,138,225
BRAC Saajan Exchange Ltd.	404,013,531	50,963,384	49,464,467	(354,549,064)	(301,366,704)
BRAC IT Services Ltd. (bITS)	23,372,000	467,368,641	46,735,064	23,363,064	19,858,604
Total	**4,832,158,845**	**37,384,915,549**	**14,518,429,055**	**9,686,270,210**	**8,233,329,679**

For shareholding percentage, please refer to Note 1.6 "Summary of shareholding in subsidiaries and associates". Economic shareholding percentage of bKash 35.74% has been used for BRAC Bank's share of net asset considering dilution for bKash's preference shares having rights like ordinary shares.

c. Reporting investment in subsidiaries and associates in consolidated financial statements

Investment in subsidiary is consolidated in the consolidated financial statements considering as a single economic entity in accordance with the IAS 27 Separate Financial Statements and IFRS 10 Consolidated Financial Statements respectively.

Investment in associate is recognised in the consolidated financial statements under equity method as per IAS 28 Investments in Associates and Joint Ventures.

The summary of accounting of equity investment in subsidiaries and associate both in consolidated and separate financial statements is as follows:

Investment class	Initial recognition	Measurement after recognition	Recording of changes
Investment in subsidiary	Cost	Fair value through other comprehensive income in separate financial statements and equity method less accumulated impairment, if any, in consolidated financial statements.	Impairment loss is adjusted automatically in OCI due to fair value accounting. Goodwill impairment is recognised in profit and loss in consolidated financial statements.
Investment in associate	Cost	Fair value through other comprehensive income in separate financial statements and equity method less accumulated impairment, if any, in consolidated financial statements.	Impairment loss is adjusted automatically in OCI due to fair value accounting. The share of post acquisition income is recognised in consolidated profit and loss account.

3.2 Liabilities and provisions

3.2.1 Borrowings from other banks, financial institutions and agents

Borrowings from other banks, financial institutions and agents include interest-bearing borrowings redeemable at call, on-demand and short-term deposits lodged for periods of less than 6 months. These items are brought to account at the gross value of the outstanding balance which includes accrued interest.

Syed M Omar Tayub
Managing Director & CEO
Prime Bank Investment PLC
Head Office, Dhaka

Tareq Refat Ullah Khan
Managing Director & CEO
BRAC Bank PLC.

M Masud Rana FCA
Additional Managing Director & CFO
BRAC Bank PLC.

M Mahbubur Rahman FCA
Company Secretary
BRAC Bank PLC.

3.2.2 Deposits and other accounts

Deposits include non interest-bearing current deposit redeemable at call, interest bearing on-demand and short-term deposits, savings deposit and term deposit lodged for periods from 3 months to 12 years. These items are brought to account at the gross value of the outstanding balance which includes accrued interest.

3.2.3 Other liabilities

Other liabilities comprise items such as provision for loans and advances, provision for interest receivables, provision for taxes, interest suspense, accrued expenses. Other liability is recognised in the balance sheet according to the guideline of Bangladesh Bank, IAS and IFRS, Income Tax Act 2023 and internal policies of the Bank. Provisions and accrued expenses are recognised in the financial statements when the Bank has a legal or constructive obligation as a result of past event, it is probable that an outflow of economic benefit will be required to settle the obligation and a reliable estimate can be made of the amount of the obligation.

a. Provision for loans and advances

Provision for loans and advances is created for covering the Bank from possible loan losses in the future. General provision is made on the outstanding amount of loans and advances without considering the classification status following the prescribed rate of Bangladesh Bank. Classified loans and advances of the Banks are categorised as Sub-Standard, Doubtful and Bad/Loss as per Bangladesh Bank guidelines. For loans which are classified as sub-standard, doubtful or bad/loss, specific provision is created netting off security value and interest suspense from the amount outstanding.

b. Provision for other assets

Other assets excluding investment in subsidiaries is subject to making provision based on their ageing as per Bangladesh Bank BRPD circular no. 14 dated 25 June 2001 and BRPD circular no. 04 dated 12 April 2022. Full provision is kept on other assets which are outstanding for one year or more or classified as Bad/Loss.

c. Provision for diminution in value of investments

Please refer to above note 3.1.2 for detail policies for recognition, measurement and provisioning of investment.

d. Provisions for off balance sheet items

No provision is kept on items of derivatives as there is no exposure on such gross value for the Bank. Provision for other off balance sheet items made as per BRPD circular no. 6 dated 25 April 2023 except on 'bills for collection' and 'guarantees' where the counter guarantees have been issued by Multilateral Development Bank (MDB)/International Bank having BB rating grade '1' equivalent outlined in the Guidelines on Risk Based Capital Adequacy (Revised Regulatory Capital Framework for banks in line with Basel III).

e. Provisions for nostro accounts

Provisions for unsettled transactions on nostro accounts made are reviewed on a monthly basis by management in Risk management meeting (RMM) and certified by the Bank's external auditors on a semi-annual basis in accordance with Bangladesh Bank Foreign Exchange Policy Department (FEPD) circular letter No. (FEPD)/01/2005-677 dated 13 September 2005. At the Balance Sheet date, Bank is not required to make provision regarding un-reconciled debit entries which are outstanding for more than six (06) months in accordance with BRPD circular no. 04 dated 12 April 2022 .

f. Interest suspense

Classified loans and advances of the Banks are categorised as sub-standard, doubtful and bad/loss as per guidelines of Bangladesh Bank. Interest accrued on Sub-Standard, Doubtful and Bad/Loss loans is transferred to interest suspense account and not considered as interest income. This interest is recognised as interest income when it is realised in cash by the bank.

3.2.4 Share capital and shareholders' equity

Capital Management

The Bank has a capital management process in place to measure, deploy and monitor its available capital and assess its adequacy. This capital management process aims to achieve four major objectives: exceed regulatory thresholds and meet longer-term internal capital targets, maintain strong credit ratings, manage capital levels commensurate with the risk profile of the Bank and provide the Bank's shareholders with acceptable returns.

Capital is managed in accordance with the Board-approved Capital Management Planning from time to time. Senior management develop the capital strategy and oversee the capital management planning of the Bank. The Bank's Finance, Treasury and Risk Management department are key in implementing the Bank's capital strategy and managing capital. Capital is managed using both regulatory capital measures and internal matrix.

a. Authorized capital

Authorized Capital is the maximum amount of share capital that the bank is authorised by its Memorandum of Association and Article of Association to issue to shareholders.

b. Issued, Subscribed and Paid up capital

The issued share capital of the bank is the total nominal value of the shares of the bank which have been issued to shareholders and which remain outstanding.

Paid up share capital represents total amount of shareholder capital that has been paid in full by the ordinary shareholders. Holders of ordinary shares are entitled to receive dividends as declared from time to time and are entitled to vote at shareholders' meetings. In the event of a winding up of the Bank, ordinary shareholders rank after all other shareholders and creditors and are fully entitled to any residual proceeds of liquidation.

c. Share Premium

Share premium is the capital that the Bank raises upon issuing shares that is in excess of the nominal value of the shares. The share premium shall be utilised in accordance with provisions of section 57 of the Companies Act, 1994 and as directed by Bangladesh Securities and Exchange Commission in this respect.

d. Statutory reserve

The Bank is required to transfer at least 20% of its profit before tax to the Statutory Reserve in accordance with provisions of section 24 of the Banking Companies Act, 1991. This is mandatory until such reserve is equal to the paid up capital together with amount in the share premium account.

Syed M Omar Tayub
Managing Director & CEO
Prime Bank Investment PLC
Head Office, Dhaka

Tareq Refat Ullah Khan
Managing Director & CEO
BRAC Bank PLC.

M Masud Rana FCA
Additional Managing Director & CFO
BRAC Bank PLC.

M Mahbubur Rahman FCS
Company Secretary
BRAC Bank PLC.

e. Dividend Equalization Fund
According to BRPD Circular No. 18, dated 20 October 2002, the equivalent amount of exceeding 20% cash dividend shall be kept separately under Dividend Equalization Fund which shall be treated as permanent capital. On June 02, 2016 cash dividend @ 25% (Tk. 2.5 per share of 10 each) amounting to Taka 1,776,092,275 was approved by the shareholders in 17th Annual General Meeting and the cash dividend was paid accordingly. Therefore the excess 5% cash dividend equivalent amounting to Taka 355,218,455 has been transferred to Dividend Equalization Fund. This is treated as Common Equity Tier-1 (CET1)' of the Bank.

f. Revaluation reserve on govt. securities
Revaluation reserve represents revaluation on Treasury bond (HFT and HTM) in accordance with the DOS circular no. 05, dated 26 May 2008 and DOS circular no. 05, dated 28 January 2009.

g. Remeasurements gain/(loss) of defined benefits liability (assets)
Remeasurement gain/loss arises from the actuarial valuation report carried out by professional actuary time to time on BRAC Bank Employees' Gratuity Fund. The last actuarial valuation were carried out based on 31 December 2023. Generally actuarial gain/loss are recognised in equity as a component of equity net of any deferred tax impact. However, during 2023, there is excess net plan asset over defined benefit obligation, for which remeasurement gain that is not considered for current year.

h. Non Controlling Interest
Non-controlling interest (NCI) in business is that portion of the profit or loss and net assets of a subsidiary attributable to equity interests that are not owned, directly or indirectly through subsidiaries, by the parent. The portion of the NCI (percentage of ordinary shares owned by non-controlling shareholders) in BRAC EPL Investments Limited, BRAC EPL Stock Brokerage Limited, bKash Limited and BRAC SAAJAN Exchange Limited are 0.05%, 10%, 49%, and 2.94% respectively.

3.2.5 Off-balance sheet exposures and other commitments
Off Balance Sheet Items include various non-derivative financial instruments primarily letter of credit (L/C), letter of guarantee (L/G), acceptance and endorsements, bills for collection etc. and various derivative instruments like forward contracts and currency rate swaps etc.

3.2.6 Revenue and expense recognition

Interest income
Interest income is recognised on an accruals basis. Interest on loans and advances ceases to be taken into income when such advances are classified, kept in interest suspense account. Interest on classified advances is accounted for on a realisation basis as per Bangladesh Bank guidelines.

a. Interest and fees receivable on credit cards
Interest and fees receivable on credit cards are recognised on an accruals basis. Interest and fees cease to be taken into income when the recovery of interest and fees is in arrear for over three months. Thereafter, interest and fees are accounted for on realisation basis.

b. Income on Bills purchased and discounted
Income on Bills purchased and Discounted is recognised on accrual basis.

Interest paid on deposits and borrowings etc.
Interest paid and other expenses are recognised on an accrual basis.

Investment income
Income on investments is recognised on an accruals basis. Investment income includes interest on treasury bills, treasury bonds, zero coupon, shares, debentures etc. Moreover, as per DOS circular letter no. 27 dated 04 December 2023, amortization on HTM securities can be taken into profit and loss account before maturity. However, amortization of HTM securities before maturity has been taken into equity in consistent with earlier years. However, amortization of HTM securities before maturity has been taken equity in consistent with earlier years.

Dividend Income on Shares
Dividend income from investment in shares is recognised when the right to receive the dividend is established. It is recognised when:
a) It is probable that the economic benefit associated with the transaction will flow to the entity; and
b) The amount of the revenue can be measured reliably.

Commission, exchange and brokerage
The Bank earns fees and commission from a diverse range of services provided to its customers. These include fees and commission income arising on financial and other services provided by the Bank including trade finance, credit cards, debit cards, passport endorsement, visa processing, student service, loan processing, loan syndication, locker facilities and SMS banking etc. Fees and commission income arises on services rendered by the Bank are recognised on a realisation basis. Moreover, as per BRPD circular letter no. 18 dated 20 December 2023, commission income from bancassurance has been reported into profit and loss account.

Other operating income
The profit on sale of fixed assets is determined as the difference between the carrying amount of the assets at the time of disposal and the proceeds of disposal, and is recognised as an item of other income in the year in which the significant risks and rewards of ownership are transferred to the buyer.

3.2.7 Employee benefits

a. Provident Fund (Defined Contribution Plan)
A "Defined Contribution Plan" is a post employment benefit plan under which an entity pays fixed contribution into a separate entity and will have no legal constructive obligation to pay further amounts. Provident Fund benefits are given to the staff of the Bank in accordance with the registered Provident Fund Rules. The commissioner of Income Tax, Large Tax Payers Unit, Dhaka has approved the Provident Fund as a recognized fund within the meaning of section 2(90) read with the provisions of part-B of the 2nd Schedule of Income Tax Act 2023. The fund is operated by a Board of Trustees consisting of employees of the Bank. All confirmed employees of the Bank are contributing 10% of their basic salary as subscription of the fund. The bank also contributes equal amount of the employees' contribution to the fund. In addition, there will be an option for a voluntary contribution of a maximum of 10% (at a multiple of 5%) from the monthly basic salary of the employee at the time of payment thereof and will be paid to the Trustees account mentioned in Rule 3. Upon completion of 1 year of service length after confirmation employees are entitled to 100% of employer's contribution along with his/her own contribution. Interest earned from the investments is credited to the members account on half yearly basis.

Syed M Omar Tayub
Managing Director & CFO
Prime Bank Investment PLC
Head Office, Dhaka

Tareq Refat Ullah Khan
Managing Director & CEO
BRAC Bank PLC.

M Masud Rana FCA
Additional Managing Director & CFO
BRAC Bank PLC.

b. Gratuity Fund (Defined Benefit Plan)

Gratuity Fund benefits are given to the staff of the Bank in accordance with the approved Gratuity Fund rules. Employees are entitled to Gratuity benefit after completion of minimum 05 (five) years of service in the Bank. The Gratuity is calculated on the basis of last basic pay and is payable at the rate of one month's basic pay for every completed year of service, or in the case of service of 10 years or more at the rate of one and half month's basic pay for every completed year of service. Beyond 5 years, 6 months and more shall be considered as full year of service. Gratuity fund is a "Defined Benefit Plan" and contribution to Gratuity Fund is measured through the result of actuarial valuation of the fund.

The Bank's net obligation in respect of gratuity is calculated by estimating the amount of future benefit that employees have earned in the current and prior periods, discounting that amount and deducting the fair value of any plan assets. The calculation of defined benefit obligations is performed annually by a qualified actuary using the projected unit credit method.

Remeasurements of the net defined benefit liability, which comprise actuarial gains and losses, are recognised immediately in OCI. The Bank determines the net interest expense (income) on the net defined benefit liability (asset) for the period by applying the discount rate used to measure the defined benefit obligation at the beginning of the annual period to the then-net defined benefit liability (asset), taking into account any changes in the net defined benefit liability (asset) during the period as a result of contributions and benefit payments. Net interest expense, current service cost and other expenses related to defined benefit plans are recognised as salaries and allowances in profit or loss.

When the benefits of a plan are changed or when a plan is curtailed, the resulting change in benefit that relates to past service or the gain or loss on curtailment is recognised immediately in profit or loss.

c. Worker's Profit Participation Fund (WPPF)

Consistent with the industry practice and in accordance with section 11(1) of the Bank Company Act,1991 (as amended up to date) and subsequent clarification given by Bank & Financial Institutions Division (BFID), Ministry of Finance, no provision has been made by bank in the reporting period for WPPF.

d. Life Insurance

The objective of the scheme is to provide death or permanent disability benefits to its confirmed employees and on their families with a sum equal to 50 times (in case of normal death) and 100 times (in case of accidental death) of the last drawn basic salary to the nominee.

e. Welfare Fund

The objective of the Employees' Welfare Fund is to provide regular category employees from Officer Grade-1 to Senior Principal Officer of the BRAC Bank incurring severe accidents during official job, extended illness (not less than 3 months), Education for Children, Marriage of Children which costs would not be affordable by the employee and which are not covered by any other means. All regular confirmed employees of the Bank are contributing monthly to the Fund according to the designation. The sum subscribed monthly from salaries of the employees is credited separately in an "Employee Welfare Fund" as a liability of the Bank. There are at least 3 (three) members of Management Committee to manage the fund. The Managing Director and CEO of the Bank is the Chairman of this committee and other 2 (two) members are nominated from the regular category staff.

f. Hospitalization Insurance

The Bank has introduced a health insurance scheme to its confirmed employees and their respective dependents at rates provided in the health insurance coverage policy.

g. Performance bonus

BRAC Bank provides performance bonus to the eligible employees every year. This bonus amount is being distributed among the employees based on their performance rating and management decision. The bonus amount is paid annually, normally in the following year and the costs are accounted for in the period to which it relates.

h. Staff leave facilities

Annual leave

The provision for leave fare represents the current outstanding liability to employees at the balance sheet date. Leave Fare Assistance is a non-recurring benefit for all permanent employees of the Bank who are entitled to annual leave. According to Bangladesh Bank policy all permanent employees have to avail 15 consecutive days of mandatory leave and LFA will be given in this leave period.

Casual leave

Casual leave means a leave of absence for a very short period granted to an employee who may be unable to attend duty due to sudden illness or urgent private affairs. Casual leave up to 5 working days can be granted per year. Not more than 3 days casual leave can be taken at a time.

Sick leave

Employee may avail Sick leave up to 14 calendar days in a year. Sick Leave for more than 2 days can be taken subject to submission of medical certificates.

Paternity leave

All regular male employees are entitled to avail paternity leave for a period of 5 working days. Such leave can be taken before and/or after the birth of the child only to look after his family and home. A male employee can avail this leave only twice during his service life.

Maternity leave

Female employees of the Bank are entitled to 6 (six) months of paid maternity leave. They will be eligible to avail this paid maternity leave after 6 (six) months of continuous service with the bank for the first 2 (two) children. A female employee who wants to avail maternity leave before completion of 6 (six) months of continuous service with the bank will also be entitled to maternity leave but that would be without pay.

i. Subsidized Scheme - Staff Loan

Personal, House building and car loans are provided to the permanent staff at a subsidized rate. Criteria and details of types wise staff loan is given below:

Personal Loan: A permanent staff can avail personal loan taking approval from department head and Head of HR subject to completion of a specific service length and performance rating.

House building Loan: A permanent staff completing 5 year of service can avail house building loan taking approval from House Building Loan Committee subject to performance rating and completed service length with BRAC Bank.

Syed M Omar Tayub
Managing Director & CEO
Prime Bank Investment PLC
Head Office, Dhaka

Tareq Refat Ullah Khan
Managing Director & CEO
BRAC Bank PLC.

M Masud Rana FCA
Additional Managing Director & CFO
BRAC Bank PLC.

Car Loan: All confirmed staff at job grade from PO can avail staff car loan taking approval from department head and head of HR.

3.2.8 Taxation

Income tax on profit for the year comprises current and deferred tax and is based on the applicable tax law in Bangladesh. It is recognised in the income statement as tax expense.

a. Current Tax

Current tax is the expected tax payable on taxable income for the year, based on tax rates and tax laws which are enacted at the reporting date, including any adjustment for tax payable in previous periods. Current tax for current and prior periods are recognised as a liability or asset to the extent that it is unpaid or refundable.

b. Deferred Tax

The Bank accounted for deferred tax as per IAS 12 Income Taxes. Deferred tax is accounted for any temporary differences between the carrying amounts of assets and liabilities for financial reporting purposes and their tax base.

Deferred tax assets, including those related to the tax effects of income tax losses and credits available to be carried forward, are recognised only to the extent that it is probable that future taxable profits will be available against which the deductible temporary differences or unused tax losses and credits can be utilised.

Deferred tax liabilities are recognised for all taxable temporary differences. They are also recognised for taxable temporary differences arising on investments and it is probable that temporary differences will reverse in future. Deferred tax assets associated with these interests are recognised only to the extent that it is probable that the temporary difference will reverse in the foreseeable future and there will be sufficient taxable profits against which to utilise the benefits of the temporary difference.

Deferred tax assets and liabilities are measured at the tax rates that are expected to apply to the period(s) when the asset and liability giving rise to them are realised or settled, based on tax rates (and tax laws) that have been enacted or substantively enacted by the reporting date. The measurement reflects the tax consequences that would follow from the manner in which the Bank, at the reporting date, recovers or settles the carrying amount of its assets and liabilities.

3.2.9 Earnings Per Share

Earnings Per Share (EPS) has been computed by dividing the basic earning by the weighted average number of ordinary shares outstanding at the end of the year as per IAS 33 Earnings Per Share.

a. Basic earnings

This represents earnings for the year attributable to ordinary shareholders. Net profit after tax less preference dividend has been considered as fully attributable to the ordinary shareholders.

Weighted average number of ordinary shares outstanding during the year

This represents the number of ordinary shares outstanding at the beginning of the year plus the number of ordinary shares issued during the year multiplied by a time weighted factor. The time weighting factor is the number of days the specific shares are outstanding as a proportion of the total number of days in the year.

The basis of computation of number of shares is in line with the provisions of IAS 33 Earnings Per Share. The logic behind this basis is, that the bonus shares are issued to the existing shareholders without any consideration, and therefore, the number of shares outstanding is increased without an increase in resources generating new earnings. In contrast, other shares were issued against consideration in cash or in kind, and accordingly there is an increase in resource generating new earnings. Therefore, the total number of shares issued in particular year are multiplied by a time weighting factor which is the number of days the specific shares were outstanding as a proportion of total number of days in the period.

b. Diluted earnings per share

The objective of diluted earnings per share is consistent with that of basic earnings per share; that is, to provide a measure of the interest of each ordinary share in the performance of an entity taking into account dilutive potential ordinary shares outstanding during the year.

As per IAS-33 "Earnings Per Share", the calculation of diluted earning per share does not assume conversion, exercise or other issue of potential ordinary shares that would have an anti dilutive effect on earning per share. The bank has no dilutive instruments that is why we are not considering the diluted earning per share.

3.3 Dividend policy

Dividend on ordinary shares is recognised as a liability and deducted from retained earnings when they are approved by shareholders at the Annual General Meeting (AGM) of the Bank.

Dividend on ordinary shares for the year that is recommended by the Directors after the balance sheet date for approval of shareholders at the Annual General Meeting are disclosed in Note - 49.5 to the financial statements.

3.3.1 Dividend Distribution Policy of BRAC Bank

Bangladesh Securities and Exchange Commission (BSEC) has made it mandatory for the listed Company to have their dividend distribution policy and disclosed it in the Company's website and in the Annual Report. Accordingly, BRAC Bank has formulated the dividend distribution policy which has been approved by Board of Directors in its 303rd meeting held on 20 September 2021. The policy is also available in bank's website accordingly.

The BRAC Bank PLC. shall propose and declare dividend by ensuring compliance with the regulatory guidelines on dividend declaration and other directives from Bangladesh Securities and exchange commission (BSEC), DSE, CSE, Bangladesh Bank, NBR and other applicable regulatory requirements as well as aligned with company's business strategy.

3.4 Reconciliation of inter-bank/inter-branch account

Books of accounts with regard to interbank (in Bangladesh and outside Bangladesh) are reconciled on a monthly basis, and there are no material differences which may affect the financial statements significantly.

3.5 Statement of Segment Reporting

As per IFRS 8 "Operating Segments", an operating segment is a component of an entity:

i) That engages in business activities from which it may earn revenues and incur expenses (include revenues and expenses relating to transactions with other components of the same entity);

Syed M Omar Tayub
Managing Director & CFO
Prime Bank Investment PLC
Head Office, Dhaka

Tareq Refat Ullah Khan
Managing Director & CEO
BRAC Bank PLC.

M Masud Rana FCA
Additional Managing Director & CFO
BRAC Bank PLC.

Mahbubur Rahman FCS
Secretary
BRAC Bank PLC

ii) Whose operating results are regularly reviewed by the entity's chief operating decision maker to make decisions about resources to be allocated to the segment and assess its performances, and
iii) For which discrete financial information is available.

The Bank identifies segment based on its business segment as well as its subsidiaries. Business segment comprises SME, Retail, Corporate and Treasury under Conventional banking. The Bank reviews the segments at the end of each reporting period to identify which of its segments are reportable and disclose the related information for those reportable segments accordingly.
There are 4 (four) operating segments (SME, Retail, Corporate, and Treasury) on standalone basis as on 31 December 2024. Each operating segment is reportable as per latest evaluation in accordance with IFRS 8: Operating segments.
In consolidated basis, each of subsidiary can be considered as operating segment in addition to segments on standalone basis. However, no segment reporting has been made for subsidiaries as their audited financial statements have been appended with Bank's financial statements.

3.6 Related party disclosures

Related Party is a party related to an entity if:
i) Directly or indirectly through one or more intermediaries, the party controls, is controlled by, or is under control with, the company; has an interest in the company, that gives it significant influence over the company; or has join control over the company;
ii) The party is an associate (as defined in IAS 28 Investment in Associates and Joint ventures);
iii) The party is a joint venture in which the entity is a venture (as per IAS 31 Interests in Joint Ventures);
iv) The party is member of the key management of personal of the entity or its parent;
v) The party is a close member of the family of any individual referred to in (i) or (iv);
vi) The party is an entity that is controlled, jointly controlled or significantly influenced by or for which significant voting power in such entity resides with, directly or indirectly, any individual referred to in (iv) or (v); or
vii) The party is post-employment benefit plan for the benefit of employees of the entity. or of any entity that is related party of the entity.

3.7 Events after the Balance Sheet Date

As per IAS - 10 "Events after the Reporting Period" events after the reporting period are those events, favourable and unfavourable, that occur between the end of the reporting period and the date when the financial statements are authorized for issue. Two types of event can be identified:
a) Adjusting events after the reporting period which provide evidence of conditions which existed at the end of the reporting period; and
b) Non adjusting events after the reporting period, are those that are indicative of conditions that arose after the reporting period.

The details about the events after reporting period can be found at note - 49.5.

3.8 Risk management

Risk management is a core discipline integrated into every aspect of an organization's operations, influencing its risk profile and ensuring business safety. Globally recognized standards, such as those established by the Bank for International Settlements (BIS) and the Basel Committee on Banking Supervision (BCBS) serve as benchmarks for financial institutions worldwide. Reflecting these standards, Bangladesh Bank issued updated risk management guidelines in October 2018, which form the foundation for all scheduled banks operating in Bangladesh. BRAC Bank aligns its practices with both international and national standards to maintain a robust risk management framework.
To meet regulatory requirements and enhance its risk management capabilities, BRAC Bank has implemented comprehensive risk management guidelines approved by its Board of Directors. The bank nurtures an integrated, organization-wide risk culture, beginning with a clear understanding of risks, risk tolerance and appetite. This culture is reinforced through policies, processes, risk awareness initiatives and staff training to ensure accountability for managing risks effectively.
BRAC Bank follows a robust enterprise-wide risk management framework anchored in the "three lines of defense" model. Each line of defense plays a distinct role within the governance framework. The risk management approach incorporates policies, procedures, limits and controls that enable continuous identification, assessment, measurement, monitoring, mitigation, reporting and assurance of risks at both business-line and enterprise levels.
To strengthen its risk management systems, BRAC Bank continues to adopt data-driven, proactive tools designed to enhance risk-adjusted returns and optimize capital usage while supporting its strategic business objectives.

A. Operating Environment

In 2024, banks faced a dynamic operating environment shaped by a convergence of technological advancements, evolving customer expectations, regulatory pressures, Foreign exchange crisis and economic uncertainties. The rapid digitization of financial services continued to reshape traditional banking models, compelling institutions to prioritize digital transformation initiatives to enhance customer experiences and streamline operations. Moreover, increase in fuel and commodity prices, strengthening of US Dollars, etc. Most of these events also had significant impact on the local economic environment affecting the Bank's operations. Amidst geopolitical tensions and economic fluctuations, banks navigated through market volatility, focusing on resilience and agility to adapt to changing economic landscapes. Overall, 2024 marked a pivotal year for bank, characterized by a relentless pursuit of innovation, regulatory compliance, and strategic adaptation to thrive in an increasingly complex operating environment.

B. Credit risk management

Effective credit risk management is a vital component of a comprehensive risk management strategy and critical to any bank's long-term sustainability. Considering key elements of credit risk, the bank has separate divisions for Corporate, SME, Retail and Credit Cards are entrusted with the responsibility of maintaining effective relationship with customers, marketing credit products, exploring new business opportunities, etc. For transparency in operations during the entire credit process, teams for i. Credit Approval, ii. Asset Operations, iii. Recovery Unit and Special Asset Management have been set up.

The entire process involves relationship teams of respective asset portfolios (Retail, SME and Corporate) booking clients and the underwriting team conducting thorough assessment before placing the facility for approval with the authority. Risk assessment includes borrower risk analysis, industry risk analysis, financial risk analysis, security risk analysis, account performance risk analysis, AML risk analysis and environmental & social risk analysis of the customer. Post-approval, the Credit Administration Department ensures compliance with all legal formalities, completion of documentation, including security of proposed facility, and eventual disbursement. This arrangement has not only ensured segregation of duties and accountability, but also helped in minimizing risk of compromise with quality of the credit portfolio.

Syed M Omar Tayub
Managing Director & CEO
Prime Bank Investment PLC
Head Office, Dhaka

Tareq Refat Ullah Khan
Managing Director & CEO
BRAC Bank PLC.

M Masud Rana FCA
Additional Managing Director & CFO
BRAC Bank PLC.

Mizanur Rahman FCS
Company Secretary
BRAC Bank PLC.

To ensure sound practices in credit risk management, including taking calculated risk and maintaining asset portfolio quality, BRAC Bank follows well-established Credit Policy Guidelines, as approved by the Board of Directors and prepared in line with internationally-accepted risk management principles and best practices. The guidelines are also aligned with the 'Guidelines on Credit Risk Management (CRM) for Banks' (March, 2016) by Bangladesh Bank, the Bank Company Act, 1991 (Amended in 2013 and 2023), Risk Management Guidelines for Banks (October, 2018) and credit-related circulars and instructions of Bangladesh Bank circulated from time to time. In 2023, BRAC Bank has updated its credit policy in line with the instructions issued by Bangladesh Bank for the loan accounts at the time of sanctioning or renewal, where applicable.

In 2024, BRAC Bank has complied with the instructions given by Bangladesh Bank time to time, where applicable.

C. Foreign exchange risk management

Foreign exchange risk arises from fluctuations in currency prices, influenced by various macro and micro economic factors. Contemporary financial institutions engage in activities starting from basic currency buy, sell, imports, exports and remittances to complex structured products. Within the bank, the Treasury division is vested with the responsibility to measure and minimize risk associated with bank's foreign currency position.

All treasury functions are clearly demarcated between treasury front office, mid office and back office which has separate and independent reporting lines to ensure segregation of duties and accountability and also helps minimize the risk of compromise. The front office is involved only in dealing activities, mid office is involved in monitoring of different limits, e.g. counterparty limits, dealers' trading limits, stop/loss limits, etc. and calculation of Value at Risk (VaR) and reports directly to the Chief Risk/Operating Officer of the bank. Treasury back office is responsible for all related processing functions with separate reporting line to the Head of Operations.

Dealing room is well-equipped with Reuter's dealing system, a number of FX trading platforms and voice loggers, etc. State-of-the-art treasury system is in place to ensure straight through processing (STP) of all deals. Dealing room also offers an FX trading platform 'BBL Electra' to counterparty banks where all deals are auto-hedged and processed through STP without creating any position for the dealing room. The robust treasury system of the Bank also facilitates the mid office in effective monitoring and risk reporting and the back office with different reports, along with easy processing of transactions. Counterparty limit is set by the Credit Committee and monitored by the mid office. Clearly expressed dealers' trading limits, stop-loss limits and currency-wise open position limits are in place that are monitored by the mid office. All Treasury including FX transactions are carried out by well-trained and dynamic dealers who ensure local and global regulatory compliance.

D. Asset liability management

Changes in market liquidity and or interest rate exposes the bank's business to the risk of loss, which may, in extreme cases, threaten the survival of the institution. Thus, it is essential that the level of balance sheet risks are effectively managed, appropriate policies and procedures are established to control and limit these risks and proper resources are made available for evaluating and controlling these risks. The Asset Liability Management Committee (ALCO) of the bank monitors liquidity and market risks of the bank and plans balance sheet & pricing strategy accordingly. Bank has dedicated ALM desk under Treasury and FI division, to support ALCO in decision making.

ALCO also reviews the country's overall economic position, the bank's liquidity position, ALM ratios, interest rate risks, capital adequacy, deposit/advances growth, cost of deposit and yield on advances, FX gap, market interest rates, loan loss provision adequacy and deposit and lending pricing strategy.

E. Operational Risk

Operational risk is the risk of direct or indirect loss resulting a wide variety of causes associated inadequate or failed internal processes, people or technology or the impact of external events such as employee, customer or third party frauds, natural disasters, technology failures, process breakdowns, unethical business practices etc. Operational risk is an integral part of any banking activity which is inherent in all banking products, activities, processes and systems and as with other core risks it is managed through an overall framework with checks and balances that include implementation of three line of defense, and a comprehensive framework for identifying, assessing, managing, monitoring, and reporting operational risks.

BRAC Bank has prepared an Operational Risk Management (ORM) policy incorporating regulatory directives and International best practices with the aim to provide a framework for robust management of operational risks. The operational risk policy outlines the core governing principles for operational risk upon which a holistic framework is designed for identifying, assessing, managing, monitoring, and reporting operational risks to ensure that the bank operates in a safe and sound manner, protecting the bank's assets, reputation, and customers. The framework is developed encompassing integration, design, implementation, evaluation and improvement of risk management across the organization, where each business area is responsible to identify its key operational risks as well as the controls established through a defined operational risk appetite to mitigate those risks and to ensure compliance with laws, regulations, regulatory administrative actions and the Bank's policies.

F. Equity Risk

Equity risk arises from movement in market value of equities held. The risks are monitored by Bank's Treasury and FIs Division under a well designed policy framework.

G. Prevention of Money Laundering (ML), Terrorist Financing (TF) and Proliferation Financing (PF)

Bank is committed to maintaining a strong governance and compliance culture to mitigate money laundering (ML) and terrorist financing (TF) risks. The bank's AML/CFT framework aligns with regulatory directives and international best practices, ensuring a secure and resilient financial environment. Few key AML/CFT Initiatives & Achievements are as follows.

a) Established a dedicated Anti-Money Laundering Division with experienced personnel.
b) Implemented a robust onboarding policy and conducted risk-based periodic reviews.
c) Automated monitoring, name screening, trade compliance, and regulatory reporting.
d) Developed policies to prevent Trade-Based Money Laundering (TBML) and comply with international sanctions.
e) Strengthened frontline training, staff awareness, and customer education programs.
f) Enhanced identification, verification, and analytical capabilities through tech-based solutions.

The Board of Directors and the Management Committee are diligently investing in enhancing control measures against money laundering and terrorist financing risks. Their commitment is evident through annual communications to employees, promoting awareness and compliance with these measures. They also supervise regular policy reviews and updates to address emerging threats, ensuring the organization's resilience and regulatory adherence. This strategy fosters sustainable growth and has a positive impact on the industry and the national economy. Collectively, these efforts highlight our dedication to upholding the highest standards of integrity and achieving sustainable commercial success.

Syed M Omar Tayub
Managing Director & CEO
Prime Bank Investment PLC
Head Office, Dhaka

Tareq Refat Ullah Khan
Managing Director & CEO
BRAC Bank PLC.

M Masud Rana FCA
Additional Managing Director & CFO
BRAC Bank PLC.

Mahbubur Rahman FCS
Secretary
BRAC Bank PLC

H. Internal Control and Compliance (ICC)

BRAC Bank has instituted internal control mechanism to provide reasonable assurance regarding the attainment of objectives in the effectiveness and efficiency of operations, the reliability of financial reporting and compliance with applicable laws, regulations and internal policies. Through internal control systems, the bank identifies weaknesses associated with the process and adopts appropriate measures to overcome these deficiencies.

The main objectives of internal control are as follows:
a) Operations objectives: Attainment of the bank's mission and vision.
b) Reporting objectives: Timely, accurate and comprehensive reporting - financial and non-financial, internal and external.
c) Compliance objectives: Conducting activities and taking specific actions in accordance with applicable laws and regulations.

The bank has established an effective internal control system whose primary aim is to ensure that the bank operates in a sound and effective manner, adheres to regulatory requirements, and mitigates risks. It has been designed to develop a high level of compliance culture among our people, establish efficient and effective operating standards, ensure reliability of internal and external information, including financial and other information, secure the bank's operations and assets, and comply with laws, regulatory requirements and internal policies.
The key functions that have been established in reviewing adequacy and integrity of the system of internal controls are as follows:

a) Various committees are established by the Board to assist it in ensuring the effectiveness of the bank's daily operations are in accordance with the corporate objectives and strategies as well as approved policies and business directions.
b) The Audit Department of the Bank conduct regular audits to assess compliance with policies and procedures and the effectiveness of the internal control systems on an ongoing basis using risk based audit methodology and highlights significant findings in respect of any non-compliance.
c) Audits are carried out on various departments/divisions, branches, business functions, support functions, subsidiaries in accordance with the annual audit plan, approved by the Audit Committee of the Board. Findings of the audit are submitted to the Audit Committee of the Board for review at their periodic meetings.
d) The Audit Committee of the Board of the bank reviews internal control issues identified by the Audit Department, Bangladesh Bank, External Auditors and the management, and evaluates the adequacy and effectiveness of the risk management and internal control systems. The minutes of the Audit Committee meetings of the Board are tabled at the meetings of the Board of Directors of the bank on a periodic basis.
e) Self-assessment of anti-fraud internal controls is carried out on a semi-annual basis and is sent to Bangladesh Bank, as per requirements of DOS Circular Letter No. 10, dated 09 May 2017, issued by Bangladesh Bank.
f) Responsible officers continually review and update all procedures and controls related to significant accounts and disclosures in the bank's financial statements. This ongoing process ensures that the internal control system remains robust and effective.

I. Information and communication technology (ICT) security

BRAC Bank is dedicated to provide high-quality service and banking security. The bank has an ICT security strategy for cyber security and ICT risk mitigation, in accordance with the Bangladesh Bank ICT guidelines stated in BRPD circular no. 14 dated 23 October 2005 regarding "Guideline on Information and Communication Technology for Scheduled Banks", BRPD circular no. 21 dated 20 May 2010 and BRPD circular no. 09 dated 17 September 2015 and well-established frameworks and international standards and controls, such as COBIT, ITIL, ISO 27001, ISO 18788, NIST, GDPR, PCI, and SANS.

Bank has implemented multiple robust security solutions to prevent any unwanted/unauthorized/ unauthorized malware attack as well as a zero-day attack based on static behavior, to detect and prevent data leakage, unauthorized use and transmission of sensitive information, and to reduce insider threats by detecting the inappropriate actions that can lead to malware infections or data breaches, etc. The Bank has also implemented a thorough Data Leakage Prevention scheme to safeguard the data of its clients and the bank itself.

Comprehensive annual maintenance contracts (AMCs) and service level agreements (SLAs) were established with partners of major data center equipment manufacturers to guarantee 24x7 servicing for all active data center and disaster recovery site equipment. With the upgrade to the monitoring system of the data center and disaster recovery site, the bank is now able to proactively monitor all system parameters and take appropriate preventative action. Additionally, BRAC Bank has implemented the ITIL framework of best practice recommendations to ensure complete IT service management.

The BRAC bank believes integrated cyber protection and digital transformation to be essential. As a digitally oriented bank, BRAC Bank has built a comprehensive cyber security roadmap and is aiming to equip itself with the finest personnel, security solutions, processes, and procedures. BRAC Bank utilizes premier worldwide external organizations to undertake assessments and regularly assesses its cyber security posture and future readiness.

J. Implementation of BASEL- III

To cope up with the international best practices and to make the bank's capital shock absorbent 'Guidelines on Risk Based Capital Adequacy (RBCA) for banks was introduced by Bangladesh Bank as per BASEL III. BASEL III framework has three main components referred to as pillars:

i. Pillar I addresses minimum capital requirement;
ii. Pillar II elaborates the process for assessing the overall capital adequacy aligned with risk profile of a bank as well as capital growth plan; and
iii. Finally, Pillar III gives a framework of public disclosure on the position of a bank's risk profiles, capital adequacy, and risk management system.

BRAC Bank has fully complied with all the directives provided by the Central bank from time to time, starting from Pillar I, II and III reporting requirements to periodic Stress Testing activity etc. Formation of BASEL Steering Committee chaired by the Managing Director of the bank helps us to ensure supreme governance and strict regimentation at execution level. As yet, BRAC bank has been able to successfully implement the phase in transition arrangement for Basel III, which started from the year 2015 and ended in 2020.

As per RBCA Guideline, all scheduled banks are required to calculate Capital to Risk Weighted Asset Ratio (CRAR) based on 'Solo' basis as well as on 'Consolidated' basis. The calculation of CRAR under Basel III has been made as per "Guidelines on Risk Based Capital Adequacy as issued by Bangladesh Bank vide BRPD Circular no. 18 dated December 21, 2014 and subsequent related circulars of Bangladesh Bank.

Syed M Omar Tayub
Managing Director & CEO
Prime Bank Investment PLC
Head Office, Dhaka

Tareq Refat Ullah Khan
Managing Director & CEO
BRAC Bank PLC.

M Masud Rana FCA
Additional Managing Director & CFO
BRAC Bank PLC.

Company Secretary
BRAC Bank PLC

K. Disclosure on country risk exposure

Country risk refers to the possibility that a foreign obligator may be incapable or unwilling to fulfill his obligations due to country specific economic, political, social ecological conditions. This may include the consequences of exchange control, currency devaluation, official government actions or any significant socio-political changes in the country where placements, lending and investments made. Major categories of country risk comprises of sovereign risk, contagion risk, currency risk, indirect country risk, macroeconomic risk and transfer risk.

BRAC Bank PLC. manages and monitor its country risk exposure in accordance with the guidelines issued by Bangladesh Bank in its BRPD circular no. 07 circulated on April 13, 2021. In compliance with this regulatory guideline, bank has assessed its position and found banks' net funded exposure to a single country is below 2% of its total asset. Hence there is no additional provision/capital requirement for exposure to any single country.

L. Disclosure on credit rating information

In compliance with Bangladesh Bank's BRPD circular No. 06, dated July 05, 2006, and with a view to assure investors and other stakeholders of the sustainable operating positions of the bank, while also safeguarding stakeholder interests, BRAC Bank is subject to ratings assessment by reputed credit rating agencies. The summary of Bank's credit rating as of 31 December 2024 is presented below:

Rating agency	Long-term rating	Short-term rating	Outlook	Valid up to
Credit Rating Agency of Bangladesh (CRAB)	AAA	ST-1	Stable	30 June 2025
Emerging Credit Rating Ltd (ECRL)	AAA	ST-1	Stable	30 June 2025
S&P global Ratings	B+	B	Stable	January, 2026
Moody's	B2	NP	Negative	November, 2025

3.9 Director's and management's responsibilities on statement

The Board of Directors and managements take responsibility for the preparation and presentation of these financial statements.

3.10 Approval of the financial statements

The financial statements have been approved by the Board of Directors on 28 April 2025.

3.11 General

a) Figures appearing in the financial statements have been rounded-off to the nearest Taka.
b) Figures of previous year have been rearranged, wherever considered necessary, to conform with the current year's presentation.
c) The expenses, irrespective of capital or revenue in nature, accrued/due but not paid have been provided for in the books of accounts.
d) The expenses include VAT charges on respective services or goods received.

Tareq Refat Ullah Khan
Managing Director & CEO
BRAC Bank PLC.

Syed M Omar Tayub
Managing Director & CEO
Prime Bank Investment PLC
Head Office, Dhaka

M Masud Rana FCA
Additional Managing Director & CFO
BRAC Bank PLC.

M Mahbubur Rahman FCS
Company Secretary
BRAC Bank PLC

Amount in Taka

	Particulars	Note	Consolidated		BRAC Bank PLC.	
			2024	2023	2024	2023
4	**Cash**					
	Cash in hand (Including foreign currency)	4.1	15,000,490,086	11,416,440,336	14,698,347,260	11,198,084,095
	Balance with Bangladesh Bank and its agent bank(s) (Including foreign currency)	4.2	30,852,940,917	28,150,953,478	30,852,940,917	28,150,953,478
			45,853,431,003	39,567,393,814	45,551,288,177	39,349,037,573
4.1	**Cash in hand (Including foreign currency)**					
	Local currency		14,799,474,634	11,217,036,108	14,497,331,808	10,998,679,867
	Foreign currency		201,015,452	199,404,228	201,015,452	199,404,228
			15,000,490,086	11,416,440,336	14,698,347,260	11,198,084,095
4.2	**Balance with Bangladesh Bank and its agent bank(s) (Including foreign currency)**					
	Local currency		27,442,403,976	24,564,644,839	27,442,403,976	24,564,644,839
	Foreign currency		2,223,377,805	2,430,645,910	2,223,377,805	2,430,645,910
			29,665,781,781	26,995,290,749	29,665,781,781	26,995,290,749
	Sonali Bank as an agent of Bangladesh Bank (local currency)		1,187,159,136	1,155,662,729	1,187,159,136	1,155,662,729
			30,852,940,917	28,150,953,478	30,852,940,917	28,150,953,478

4.3 **Cash reserve ratio (CRR) (Bank only)**

As per section 33 of Bank Company Act, 1991 (amended up to 2013), MPD circular No. 03 dated 09 April 2020 for Domestic Banking Operation (DBO) and FE circular 07 dated 29 February 2024 for Offshore Banking Operation (OBO) issued by Bangladesh Bank, BRAC Bank PLC. has been maintaining 3.5% CRR on daily basis and 4.0% on bi-weekly basis for DBO. CRR requirement is calculated on the basis of weekly average total demand and time liabilities (ATDTL) of a base month which is two months back of the reporting month (i.e. CRR of December 2024 is maintained on the basis of weekly ATDTL of October 2024), according to DOS Circular No. 1 & 26 and BRPD circular No. 31 issued on 19 January 2014, 19 August 2019 and 18 June 2020 for DBO & OBO.

Daily basis

Reserves maintained by the bank as at 31 December are as follows:

Average total demand and time liabilities of October 2024 and October 2023		
DBU	658,674,953,021	472,213,489,283
OBU	54,161,041,176	46,819,085,783
	712,835,994,197	519,032,575,066
Required reserve		
DBU (2024: 3.5% and 2023: 3.5%)	23,053,623,356	16,527,472,125
OBU (2024: 0% and 2023: 1.5%)	-	702,286,287
	23,053,623,356	17,229,758,412
Actual reserve maintained (2024: 3.97%, 2023: 4.28%)	26,153,899,922	22,191,556,583
Surplus	3,100,276,566	4,961,798,171

Bi-weekly basis

The Bank maintained excess cash reserve of Tk. 8,257,025,578 against minimum requirement of 4.0% of ATDTL for DBO on bi-weekly basis which is the summation of excess cash reserve maintained over required in the last fortnight (bi-week) of 2024.

Syed M Omar Tayub
Managing Director & CEO
Prime Bank Investment PLC
Head Office, Dhaka

M Masud Rana FCA
Additional Managing Director & CFO
BRAC Bank PLC.

Tareq Rezwan Ullah Khan
Managing Director & CEO
BRAC Bank PLC.

M Mahbubur Rahman FCS
Company Secretary
BRAC Bank PLC

A. QASEM & CO. CHARTERED ACCOUNTANTS DHAKA

Amount in Taka

Particulars	Note	Consolidated		BRAC Bank PLC.	
		2024	2023	2024	2023
4.4 Statutory liquidity ratio (SLR) (Bank only)					
As per section 33 of the Bank Company Act 1991 (amended up to 2013) & MPD circular no. 2 dated 10 December 2013 issued by Bangladesh Bank (effective from 1 February 2014), BRAC Bank PLC. has been maintaining 13% SLR on weekly average total demand and time liabilities (ATDTL) of a base month which is two months back of the reporting month (i.e. SLR of December 2024 is based on weekly ATDTL of October 2024), according to DOS Circular No. 1 & 26 and BRPD circular No. 31 issued on 19 January 2014, 19 August 2019 and 18 June 2020 respectively for both DBO & OBO.					
Required reserve (13% of ATDTL)				92,668,679,246	67,474,234,759
Actual reserve maintained (2024: 26.84%, 2023: 23.56%)	4.4.1			191,296,548,092	122,276,024,910
Surplus				98,627,868,846	54,801,790,151
4.4.1 Actual reserve maintained					
Cash in hand				14,698,347,260	11,198,084,095
Balance with Sonali Bank as per statement				1,185,943,000	1,154,550,319
Daily excess reserve				-	2,366,635,296
Un-encumbered approved securities (HFT)				79,906,252,215	80,719,770,229
Un-encumbered approved securities (HTM)				95,503,577,617	26,835,039,971
Un-encumbered approved securities (other eligible)				2,428,000	1,945,000
				191,296,548,092	122,276,024,910
5 Balance with other Banks and Financial Institutions					
Inside Bangladesh	5.1	29,709,255,296	28,059,887,006	3,438,563,039	211,111,723
Outside Bangladesh	5.2	2,554,474,400	6,868,699,987	2,526,699,021	6,743,964,777
		32,263,729,696	34,928,586,993	5,965,262,060	6,955,076,500
5.1 Balance inside Bangladesh					
In current deposit accounts with:					
Banks		30,040,098,922	26,745,965,199	338,563,039	111,111,723
Less: Inter unit/company elimination		4,559,204,443	4,443,204,328	-	-
	5.1.1	25,480,894,479	22,302,760,871	338,563,039	111,111,723
In Term deposit accounts with:					
Banks		4,288,977,309	5,778,636,140	3,000,000,000	-
Non-banking financial institutions (NBFIs)	5.1.1	100,000,000	100,000,000	100,000,000	100,000,000
		4,388,977,309	5,878,636,140	3,100,000,000	100,000,000
Less: Inter unit/company elimination		160,616,492	121,510,005	-	-
		4,228,360,817	5,757,126,135	3,100,000,000	100,000,000
Total balance at the end of the year		29,709,255,296	28,059,887,006	3,438,563,039	211,111,723

Syed M Omar Tayub
Managing Director & CEO
Prime Bank Investment PLC
Head Office, Dhaka

M Masud Hasina FCA
Additional Managing Director & CFO
BRAC Bank PLC.

Tareq Refat Ullah Khan
Managing Director & CEO
BRAC Bank PLC.

M Habubur Rahman FCS
Company Secretary
BRAC Bank PLC.

A. QASEM & CO. CHARTERED ACCOUNTANTS

Amount in Taka

Particulars	Note	Consolidated		BRAC Bank PLC.	
		2024	2023	2024	2023
5.1.1 Balance with other banks and financial institutions (Inside Bangladesh)					
Current accounts					
Standard Chartered Bank		545,761,590	264,695,969	283,387,278	25,508,685
Prime Bank PLC		187,071,746	1,002,527	1,790,121	851,302
Global Islami Bank PLC		1,200,000	1,200,000	1,200,000	1,200,000
Midland Bank Limited		570,713	1,592,540	570,713	1,500,000
Pubali Bank PLC		1,238,526,390	1,669,897,684	18,619,769	13,615,722
Janata Bank PLC		193,567,574	236,879	313,549	204,696
Bangladesh Krishi Bank		10,871,272	1,051,358	508,947	1,051,358
City Bank PLC		1,544,739,023	1,692,517,517	433,117	215,067
Agrani Bank PLC		85,755,553	29,166,607	1,519,788	27,435,828
Islami Bank Bangladesh PLC		277,956,829	450,704,696	295,214	1,373,205
United Commercial Bank PLC		3,634,597,980	3,341,593,844	54,966	302,782
National Bank Limited		298,385	296,809	298,385	296,809
Sonali Bank PLC		111,282,313	117,158,125	1,184,303	4,603,773
Dutch-Bangla Bank PLC		20,005,824	10,731,127	20,005,825	10,731,126
Rupali Bank PLC		87,912,690	4,618,562	427,134	2,385,569
First Security Islami Bank PLC		3,759,226	6,316,559	1,512,841	3,659,422
EXIM Bank PLC		2,023,572	11,377,758	2,023,572	11,377,758
BASIC Bank Limited		884,784	859,946	884,784	859,946
One Bank PLC		21,375,246	299,036,910	584,108	505,140
Mercantile Bank PLC		4,131,408,864	3,959,537,386	2,449,625	2,433,535
Union Bank PLC		499,000	500,000	499,000	500,000
Standard Bank PLC		-	500,000	-	500,000
Bank Asia PLC.		37,520,006	2,114,340	-	-
Social Islami Bank PLC		1,552,771	1,462,284	-	-
IFIC Bank PLC		40,989,301	4,784,507	-	-
Mutual Trust Bank PLC		1,010,676,566	910,409,097	-	-
Southeast Bank PLC		3,562,307,880	953,574,775	-	-
Jamuna Bank PLC		789,472,730	343,606,622	-	-
Trust Bank PLC		1,190,339,849	2,341,943,963	-	-
Eastern Bank PLC		5,262,315,512	3,397,517,293	-	-
Dhaka Bank PLC		1,282,309,130	1,166,563,661	-	-
National Credit & Commerce Bank PLC		162,847,044	1,308,421,501	-	-
Habib Bank Ltd.		1,257,667	16,811	-	-
The Premier Bank PLC		11,720,746	2,577,209	-	-
AB Bank PLC		3,672,123	2,904,628	-	-
Uttara Bank PLC		2,167,601	2,225,484	-	-
Meghna Bank PLC		-	241	-	-

Syed M Omar Tayub
Managing Director & CEO
Prime Bank Investment PLC
Head Office, Dhaka

M Mashkur Rana FCS
Additional Managing Director & CFO
BRAC Bank PLC.

Tareq Rezwan Ullah Khan
Managing Director & CEO
BRAC Bank PLC.

M Mahbubur Rahman FCS
Company Secretary
BRAC Bank PLC

A. QASEM & CO. CHARTERED ACCOUNTANTS DHAKA

Amount in Taka

Particulars	Note	Consolidated		BRAC Bank PLC.	
		2024	2023	2024	2023
Community Bank Bangladesh PLC.		3,131,698	45,652	-	-
Bengal Commercial Bank PLC		8,926,887	-	-	-
Al-Arafah Islami Bank PLC		9,618,394	-	-	-
		25,480,894,479	22,302,760,871	338,563,039	111,111,723
Fixed deposit with banks					
Islami Bank Bangladesh PLC		2,000,000,000	-	2,000,000,000	-
Exim Bank PLC		1,000,000,000	-	1,000,000,000	-
National Credit & Commerce Bank PLC		10,000,000	10,000,000	-	-
Jamuna Bank PLC		145,467,333	114,677,646	-	-
Mercantile Bank PLC		330,554,500	288,822,759	-	-
Bank Asia PLC.		100,000,000	100,000,000	-	-
Eastern Bank PLC		500,000,000	-		
Standard Chartered Bank		30,108,109	30,095,870	-	-
Padma Bank PLC		12,230,875	11,529,860	-	-
United Commercial Bank PLC		-	4,900,000,000	-	-
Sonali Bank PLC		-	200,000,000	-	-
Trust Bank PLC		-	2,000,000	-	-
		4,128,360,817	5,657,126,135	3,000,000,000	-
Fixed deposit with financial institutions					
Industrial and Infrastructure Development Finance Co. Limited		100,000,000	100,000,000	100,000,000	100,000,000
		100,000,000	100,000,000	100,000,000	100,000,000
		4,228,360,817	5,757,126,135	3,100,000,000	100,000,000
		29,709,255,296	28,059,887,006	3,438,563,039	211,111,723

There are some unreconciled entries as on 31 December 2024 and status of unreconciled entries has been presented in Annexure-B-2.

5.2	**Balance outside Bangladesh**				
	On shore balance	5.2.1	15,969,228,689	19,604,370,174	15,941,453,310	19,479,634,964
	Off shore balance	5.2.1	605,171,391	965,494,681	605,171,391	965,494,681
			16,574,400,080	20,569,864,855	16,546,624,701	20,445,129,645
	Less: On shore to BRAC Bank off-shore placement		14,019,925,680	13,701,164,868	14,019,925,680	13,701,164,868
			2,554,474,400	6,868,699,987	2,526,699,021	6,743,964,777
5.2.1	**Balance with other banks and financial institutions (outside Bangladesh)**					
	On shore balance					
	Standard Chartered Bank, New York, USA		47,803,505	757,284,025	47,803,505	757,284,025
	Standard Chartered Bank, United Kingdom		183,382,752	390,305,803	183,382,752	390,305,803
	Standard Chartered Bank, Frankfurt, Germany		243,716,470	2,034,010,737	243,716,470	2,034,010,737
	Mashreq Bank, New York, USA		76,297,372	716,261,852	76,297,372	716,261,852
	Bank of Tokyo Mitsubishi UFJ Ltd		21,645,163	23,772,929	21,645,163	23,772,929

Syed M Omar Tayub
Managing Director & CEO
Prime Bank Investment PLC
Head Office, Dhaka

M Masud Rana FCA
Additional Managing Director & CFO
BRAC Bank PLC.

Tariq Refat Ullah Khan
Director & CEO
BRAC Bank PLC.

M Mahbubur Rahman FCS
Company Secretary
BRAC Bank PLC

A. QASEM & CO.
CHARTERED ACCOUNTANTS

Amount in Taka

Particulars	Note	Consolidated		BRAC Bank PLC.	
		2024	2023	2024	2023
ICICI Bank Limited, Mumbai, India		160,924,231	138,881,573	160,924,231	138,881,573
Zuercher Kantonal Bank, Switzerland		29,371,390	33,022,484	29,371,390	33,022,484
Commerz Bank AG, Germany (USD)		1,359,558	2,669,893	1,359,558	2,669,893
Commerz Bank AG, Germany (EURO)		15,971,006	27,709,237	15,971,006	27,709,237
Commerz Bank, Frankfurt, Germany (GBP)		7,594	7,077	7,594	7,077
JP Morgan Chase Bank, New York, USA		210,477,804	719,835,680	210,477,804	719,835,680
HDFC Bank Limited, India		76,494,517	152,811,687	76,494,517	152,811,687
JP Morgan Chase Bank, Sydney (AUD)		50,258,401	29,394,916	50,258,401	29,394,916
AB Bank Limited, Mumbai, India		2,331,005	49,488,595	2,331,005	49,488,595
AXIS Bank Limited, Kolkata (ACU)		66,467,166	44,661,350	66,467,166	44,661,350
Abu Dhabi Commercial Bank (AED)		157,051,188	491,369,637	157,051,188	491,369,637
Kookmin Bank, Seoul, South Korea (USD)		34,395,728	5,972,056	34,395,728	5,972,056
Citi Bank N.A., New York, USA		85,476,425	40,266,018	85,476,425	40,266,018
Shanghai Pudong Development Bank Co. Ltd, China (CNY)		8,858,248	11,610,173	8,858,248	11,610,173
DBS Bank Ltd, Singapore (SGD)		44,718,241	21,181,183	44,718,241	21,181,183
Punjab National Bank, Kolkata (USD)		293,815,819	58,825,576	293,815,819	58,825,576
Al Rajhi Bank, Riyadh (SAR)		3,230,176	3,002,125	3,230,176	3,002,125
Meezan Bank Limited, Gtb Karachi, ACU (USD)		101,473,871	26,125,490	101,473,871	26,125,490
Emirates NBD Bank Pjsc. India, ACU (USD)		6,000,000	-	6,000,000	-
Balance with different banks maintained by BRAC SAAJAN Exchange Ltd.		27,775,379	124,735,210	-	-
		1,949,303,009	5,903,205,306	1,921,527,630	5,778,470,096
Add: On shore to off shore placement		14,019,925,680	13,701,164,868	14,019,925,680	13,701,164,868
Total on shore balance		15,969,228,689	19,604,370,174	15,941,453,310	19,479,634,964
Off shore balance					
JP Morgan Chase Bank, New York		339,355,512	874,682,333	339,355,512	874,682,333
JP Morgan AG, Frankfurt, Germany		52,207,562	34,112,814	52,207,562	34,112,814
JP Morgan Chase Bank, NA, London		213,608,317	56,699,534	213,608,317	56,699,534
Total off shore balance		605,171,391	965,494,681	605,171,391	965,494,681
		16,574,400,080	20,569,864,855	16,546,624,701	20,445,129,645
Less: On shore to BRAC Bank off-shore placement		14,019,925,680	13,701,164,868	14,019,925,680	13,701,164,868
		2,554,474,400	6,868,699,987	2,526,699,021	6,743,964,777

There are some unreconciled entries as on 31 December 2024 and status of unreconciled entries has been presented in Annexure-B-1 and detail balance has been presented in Annexure - C except BRAC Bank OBU to Other Bank OBU placement.

Syed M Omar Tayub
Managing Director & CFO
Prime Bank Investment PLC
Head Office, Dhaka

M Masud Rana FCA
Additional Managing Director & CFO
BRAC Bank PLC.

Tareq Refat Ullah Khan
Managing Director & CEO
BRAC Bank PLC.

M Mahbubur Rahman FCS
Company Secretary
BRAC Bank PLC

A. QASEM & CO.
GULSHAN DHAKA
CHARTERED ACCOUNTANTS

Amount in Taka

	Particulars	Note	Consolidated		BRAC Bank PLC.	
			2024	2023	2024	2023
5.3	Maturity grouping of balance with other banks and financial institutions					
	On Demand		4,865,262,060	6,855,076,500	4,865,262,060	6,855,076,500
	Up to 1 month		12,029,371,016	9,289,919,666	-	-
	More than 1 month but not more than 3 months		14,937,494,311	18,292,597,947	1,100,000,000	100,000,000
	More than 3 months but not more than 1 year		431,602,309	490,992,880	-	-
	More than 1 year but not more than 5 years		-	-	-	-
			32,263,729,696	34,928,586,993	5,965,262,060	6,955,076,500
6	Investments					
	Government	6.1	286,713,242,602	181,372,719,817	194,166,365,832	107,556,755,200
	Others	6.2	11,246,383,134	9,771,451,618	10,185,372,541	8,100,723,857
			297,959,625,736	191,144,171,435	204,351,738,373	115,657,479,057
6.1	Government (investment in Govt. securities)					
	Treasury bills	6.1.1	26,452,043,460	95,214,819,310	8,671,589,814	78,153,872,328
	Treasury bonds	6.1.2	260,258,771,142	86,155,955,507	185,492,348,018	29,400,937,872
	Prize bonds		2,428,000	1,945,000	2,428,000	1,945,000
			286,713,242,602	181,372,719,817	194,166,365,832	107,556,755,200
6.1.1	Treasury bills					
	Treasury bills (91 Days)		17,781,143,374	39,512,535,500	689,728	35,057,629,995
	Treasury bills (182 Days)		296,792	11,730,706,828	296,792	3,810,932,000
	Treasury bills (364 Days)		8,670,603,294	43,971,576,982	8,670,603,294	39,285,310,333
			26,452,043,460	95,214,819,310	8,671,589,814	78,153,872,328
6.1.2	Treasury Bonds					
	Treasury bonds (2 years BGTB)		45,085,691,493	17,110,180,091	32,053,343,687	5,011,424,474
	Treasury bonds (3 years FRTB)		2,996,553,000	-	2,996,553,000	-
	Treasury bonds (5 years BGTB)		69,532,274,604	18,842,919,946	48,541,871,566	14,891,962,870
	Treasury bonds (10 years BGTB)		50,354,949,144	15,041,049,681	42,393,349,006	7,082,197,997
	Treasury bonds (15 years BGTB)		26,838,539,636	8,191,862,080	19,350,884,613	741,595,022
	Treasury bonds (20 years BGTB)		46,696,655,265	26,969,943,709	21,402,238,146	1,673,757,509
	Encumbered Special T-Bond		18,754,108,000	-	18,754,108,000	-
			260,258,771,142	86,155,955,507	185,492,348,018	29,400,937,872
6.1.3	BB category wise investment					
	Held to maturity (HTM)		188,011,196,367	100,641,776,838	95,503,577,617	26,835,039,971
	Held for trading (HFT)		98,699,618,235	80,728,997,979	98,660,360,215	80,719,770,229
	Other securities		2,428,000	1,945,000	2,428,000	1,945,000
			286,713,242,602	181,372,719,817	194,166,365,832	107,556,755,200

Syed M Omar Tayub
Managing Director & CEO
Prime Bank Investment PLC
Head Office, Dhaka

M Mashrur Rana FCA
Additional Managing Director & CFO
BRAC Bank PLC.

Tareq Refat Ullah Khan
Managing Director & CEO
BRAC Bank PLC.

M Mahbubur Rahman FCS
Company Secretary
BRAC Bank PLC

A. QASEM & CO.
CHARTERED ACCOUNTANTS

Amount in Taka

Particulars	Note	Consolidated		BRAC Bank PLC.	
		2024	2023	2024	2023
6.2 Others (investment in other than Govt. securities)					
Corporate bonds- unquoted and quoted	6.2.1	2,531,310,759	2,012,237,275	2,510,732,500	1,984,310,000
Ordinary shares and mutual funds (MFs) - unquoted and quoted	6.2.2	8,715,072,375	7,759,214,343	7,674,640,041	6,116,413,857
		11,246,383,134	9,771,451,618	10,185,372,541	8,100,723,857

Investment in shares, mutual funds and preference shares are detailed in Annexure-D.

6.2.1 Corporate bonds- unquoted and quoted

Unquoted				
North West Power Generation Company Limited Coupon Bearing Bond	600,000,000	900,000,000	600,000,000	900,000,000
Jamuna Bank II Floating Rate Subordinated Bond	-	90,000,000	-	90,000,000
MTBL Floating Rate Subordinated Bond IV	240,000,000	320,000,000	240,000,000	320,000,000
Meghna Bank 1st Subordinate Coupon Bearing Bond	150,000,000	180,000,000	150,000,000	180,000,000
Pubali Bank 4th Subordinated Bond	1,150,000,000	-	1,150,000,000	-
	2,140,000,000	1,490,000,000	2,140,000,000	1,490,000,000
Quoted				
Beximco Green Sukuk Al Istisna'a	-	1,657,500	-	-
IBBL Mudaraba Perpetual Bond	2,888,424	5,265,000	-	-
AB Bank Perpetual Bond	9,489,835	10,004,775		
APSCL Non-Convertible and Fully Redeemable Coupon Bearing Bond	378,932,500	505,310,000	370,732,500	494,310,000
	391,310,759	522,237,275	370,732,500	494,310,000
	2,531,310,759	2,012,237,275	2,510,732,500	1,984,310,000

6.2.2 Ordinary shares and mutual funds (MFs) - unquoted and quoted

Unquoted				
Industrial and Infrastructure Development Finance Company Ltd (IIDFC)	29,683,820	29,683,820	29,683,820	29,683,820
Bangladesh Rating Agency Limited (BDRAL)	10,671,700	10,671,700	10,671,700	10,671,700
Central Depository Bangladesh Limited (CDBL)	6,277,770	6,277,770	6,277,770	6,277,770
Investment in non-publicly traded mutual fund	552,338,331	481,194,220	552,338,331	481,194,220
Investment in share - IPO	-	18,955,000	-	-
Investment in DSE & CSE	86,268,265	86,268,265	-	-
	685,239,886	633,050,775	598,971,621	527,827,510
Quoted				
Investment in secondary market	8,029,832,489	7,126,163,568	7,075,668,420	5,588,586,347
	8,029,832,489	7,126,163,568	7,075,668,420	5,588,586,347
	8,715,072,375	7,759,214,343	7,674,640,041	6,116,413,857

Syed M Omar Tayub
Managing Director & CFO
Prime Bank Investment PLC
Head Office, Dhaka

M Masud Raina FCA
Additional Managing Director & CFO
BRAC Bank PLC.

Tareq Rehat Ullah Khan
Managing Director & CEO
BRAC Bank PLC.

M Mahbubur Rahman FCS
Company Secretary
BRAC Bank PLC

A. QASEM & CO. CHARTERED ACCOUNTANTS DHAKA

Amount in Taka

	Particulars	Note	Consolidated		BRAC Bank PLC.	
			2024	2023	2024	2023
6.3	**Maturity wise grouping of investment**					
	On demand		2,428,000	1,945,000	2,428,000	1,945,000
	Up to 1 month		24,066,780,332	20,216,935,306	11,260,000,000	11,400,723,830
	More than 1 month but not more than 3 months		12,748,920,082	33,606,348,367	960,000,000	24,717,179,561
	More than 3 months but not more than 1 year		20,932,904,146	60,665,196,209	20,926,400,920	53,126,692,126
	More than 1 year but not more than 5 years		100,018,897,982	26,991,263,254	71,752,642,772	17,453,193,259
	More than 5 years		140,189,695,194	49,662,483,299	99,450,266,681	8,957,745,281
			297,959,625,736	191,144,171,435	204,351,738,373	115,657,479,057
7	**Loans and advances**					
	Loans, cash credit, overdrafts etc.	7.1.1	361,269,154,142	285,203,753,699	360,790,260,778	284,368,118,906
	Small and medium enterprises	7.1.2	260,345,475,823	232,338,801,248	260,345,475,823	232,338,801,248
	Bills purchased and discounted*	7.2	2,236,151,929	2,745,075,658	2,236,151,929	2,745,075,658
			623,850,781,894	520,287,630,605	623,371,888,530	519,451,995,812
	* Bills purchased and discounted excludes bills purchased and discounted of small and medium enterprises (SME).					
7.1.1	**Loans, cash credit, overdrafts etc.**					
	Overdrafts		32,039,210,105	25,431,612,843	32,039,210,105	25,431,612,843
	Demand loans		162,980,999,171	125,993,007,565	162,980,999,171	125,993,007,565
	Term loans		147,272,386,742	118,465,251,374	147,272,386,742	118,465,251,374
	Lease receivables		313,530,526	381,836,306	313,530,526	381,836,306
	Credit Cards		14,067,646,868	12,894,325,021	14,067,646,868	12,894,325,021
	Staff loans		4,129,999,828	1,212,467,404	4,116,487,366	1,202,085,797
	Margin loan		1,729,304,995	2,085,767,046	-	-
			362,533,078,235	286,464,267,559	360,790,260,778	284,368,118,906
	Less: Inter company elimination		1,263,924,093	1,260,513,860	-	-
			361,269,154,142	285,203,753,699	360,790,260,778	284,368,118,906
7.1.2	**Small and medium enterprises**					
	Overdrafts		11,895,459,249	11,845,706,532	11,895,459,249	11,845,706,532
	Demand loans		19,249,140,494	18,412,632,107	19,249,140,494	18,412,632,107
	Term loans		229,085,555,190	201,964,416,266	229,085,555,190	201,964,416,266
	Bills purchased and discounted (SME)		115,320,890	116,046,343	115,320,890	116,046,343
			260,345,475,823	232,338,801,248	260,345,475,823	232,338,801,248
7.2	**Bills purchased and discounted**					
	Bills purchased and discounted (except SME)		2,236,151,929	2,745,075,658	2,236,151,929	2,745,075,658
	Bills purchased and discounted (SME)		115,320,890	116,046,343	115,320,890	116,046,343
			2,351,472,819	2,861,122,001	2,351,472,819	2,861,122,001

Syed M Omar Tayub
Managing Director & CEO
Prime Bank Investment PLC
Head Office, Dhaka

Md. Rana FCA
Additional Managing Director & CFO
BRAC Bank PLC.

Tareq Ataf Ullah Khan
Managing Director & CEO
BRAC Bank PLC.

M Lutfar Rahman FCS
Company Secretary
BRAC Bank PLC

A. QASEM & CO. CHARTERED ACCOUNTANTS DHAKA

Amount in Taka

Particulars	Note	Consolidated		BRAC Bank PLC.	
		2024	2023	2024	2023
7.3 Net loans and advances					
Gross loans and advances		623,850,781,894	520,287,630,605	623,371,888,530	519,451,995,812
Less: Interest suspense	17.6	1,796,186,975	1,988,749,599	1,796,186,975	1,988,749,599
Less: Provision for loans and advances	17.1	19,701,567,950	17,960,360,461	18,489,732,179	16,748,524,691
		602,353,026,969	500,338,520,545	603,085,969,376	500,714,721,522
7.4 Business segment wise concentration of loans and advances					
Corporate		265,119,925,949	202,710,253,327	265,119,925,949	202,710,253,327
Retail		98,255,859,079	85,238,576,030	97,776,965,715	84,402,941,237
Small and medium enterprises		260,474,996,866	232,338,801,248	260,474,996,866	232,338,801,248
		623,850,781,894	520,287,630,605	623,371,888,530	519,451,995,812
7.5 Loans and advances under the following broad categories					
Inside Bangladesh:					
Loans		579,916,112,540	483,010,311,230	579,437,219,176	482,174,676,437
Overdrafts		43,417,084,966	36,869,227,531	43,417,084,966	36,869,227,531
		623,333,197,506	519,879,538,761	622,854,304,142	519,043,903,968
Outside Bangladesh:					
Overdrafts		517,584,388	408,091,844	517,584,388	408,091,844
		517,584,388	408,091,844	517,584,388	408,091,844
		623,850,781,894	520,287,630,605	623,371,888,530	519,451,995,812
7.6 Geographical location wise portfolio grouping					
Inside Bangladesh: Rural					
Dhaka Division		33,231,143,148	28,007,074,756	33,231,143,148	28,007,074,756
Chattogram Division		11,185,664,895	6,929,824,563	11,185,664,895	6,929,824,563
Khulna Division		2,963,824,610	2,464,931,664	2,963,824,610	2,464,931,664
Sylhet Division		918,121,637	833,935,433	918,121,637	833,935,433
Barisal Division		-	1,050,450,833	-	1,050,450,833
Rajshahi Division		837,953,123	1,312,694,766	837,953,123.00	1,312,694,766.00
		49,136,707,413	40,598,912,015	49,136,707,413	40,598,912,015

Syed M Omar Tayub
Managing Director & CEO
Prime Bank Investment LC
Head Office, Dhaka

M Masud Rana FCA
Additional Managing Director & CFO
BRAC Bank PLC.

Tareq Refat Ullah Khan
Managing Director & CEO
BRAC Bank PLC.

M Mahbubur Rahman FCS
Company Secretary
BRAC Bank PLC.

A. QASEM & CO. CHARTERED ACCOUNTANTS

Amount in Taka

Particulars	Note	Consolidated		BRAC Bank PLC.	
		2024	2023	2024	2023
Inside Bangladesh: Urban					
Dhaka Division		425,796,716,878	348,695,613,020	425,317,823,514	347,859,978,225
Chattogram Division		55,934,555,373	49,275,451,509	55,934,555,373	49,275,451,509
Khulna Division		25,250,913,829	22,157,808,450	25,250,913,829	22,157,808,450
Sylhet Division		9,438,970,130	8,364,428,791	9,438,970,130	8,364,428,791
Barisal Division		8,722,169,307	7,125,300,196	8,722,169,307	7,125,300,196
Rajshahi Division		25,115,072,486	22,454,998,201	25,115,072,486	22,454,998,201
Rangpur Division		17,517,870,774	15,456,925,787	17,517,870,774	15,456,925,787
Mymensingh Division		6,420,221,316	5,750,100,792	6,420,221,316	5,750,100,792
		574,196,490,093	479,280,626,746	573,717,596,729	478,444,991,951
Outside Bangladesh		517,584,388	408,091,844	517,584,388	408,091,844
		623,850,781,894	520,287,630,605	623,371,888,530	519,451,995,810
7.7 Loans and advances on the basis of significant concentration					
7.7.1 Loans and advances to directors, executives and others					
Directors, subsidiaries and others		1,266,374,092	1,261,330,848	1,266,374,092	1,261,330,848
Staffs:					
Senior executives		326,125,948	136,106,997	312,613,486	125,725,390
Other executives and staffs		3,803,873,879	1,076,360,407	3,803,873,879	1,076,360,407
		4,129,999,827	1,212,467,404	4,116,487,365	1,202,085,797
Industries:					
Agro-based		33,095,024,888	23,842,264,116	33,095,024,888	23,842,264,116
Large and medium		165,656,005,993	116,219,209,659	165,656,005,993	116,219,209,659
Small and cottage		87,244,012,255	56,641,946,842	87,244,012,255	56,641,946,842
Service industry		41,003,256,407	35,728,328,610	41,003,256,407	35,728,328,610
		326,998,299,543	232,431,749,227	326,998,299,543	232,431,749,227
Agricultural		10,511,321,804	7,068,082,945	10,511,321,804	7,068,082,945
Consumers		93,641,572,296	83,230,662,883	93,641,572,296	83,230,662,883
Trade and commercial		164,244,039,167	175,322,042,858	163,778,658,265	174,496,789,672
Others		23,059,175,165	19,761,294,440	23,059,175,165	19,761,294,440
		623,850,781,894	520,287,630,605	623,371,888,530	519,451,995,812
7.7.2 Staff loan					
Personal loan		904,147,854	53,646,679	890,635,391	43,265,071
Car and motorcycle loan		820,028,621	546,709,157	820,028,621	546,709,157
House building loan		2,405,823,353	612,111,568	2,405,823,353	612,111,569
		4,129,999,828	1,212,467,404	4,116,487,365	1,202,085,797

Syed M Omar Tayub
Managing Director & CFO
BRAC Bank PLC.
Head Office, Dhaka

M Masud Rana FCA
Additional Managing Director & CFO
BRAC Bank PLC.

Tareq Rafat Ullah Khan
Managing Director & CEO
BRAC Bank PLC.

M Mahbubur Rahman FCS
Company Secretary
BRAC Bank PLC

A. QASEM & CO.
CHARTERED ACCOUNTANTS

Amount in Taka

	Particulars	Note	Consolidated		BRAC Bank PLC.	
			2024	2023	2024	2023
7.8	Overall Sector wise concentration of loans and advance					
	Agriculture		10,511,321,804	6,542,864,409	10,511,321,804	6,542,864,409
	Communication		3,229,615,070	3,330,260,206	3,229,615,070	3,330,260,206
	Construction		7,002,444,835	4,256,676,102	7,002,444,835	4,256,676,102
	Consumer credit		97,771,197,001	84,433,706,127	97,771,197,001	84,433,706,127
	Other manufacturing industries		162,557,462,427	137,908,488,315	162,557,462,427	137,908,488,315
	Power, Gas		8,226,298,015	1,944,689,525	8,226,298,015	1,944,689,525
	Readymade garments		39,022,814,827	30,250,867,154	39,022,814,827	30,250,867,154
	Residential real estate financing		632,991,344	572,501,970	632,991,344	572,501,970
	Service Industries		39,563,448,100	32,983,595,147	39,563,448,100	32,983,595,147
	Textile		9,561,297,839	6,197,608,090	9,561,297,839	6,197,608,090
	Trade Service		206,932,204,604	178,164,782,000	206,932,204,604	178,164,782,000
	Ship Building		84,972,959	83,071,309	84,972,959	83,071,309
	Others		38,754,713,069	33,618,520,251	38,275,819,705	32,782,885,458
			623,850,781,894	520,287,630,605	623,371,888,530	519,451,995,812
7.9	Securities wise loans and advances including bills purchased and discounted					
	Collateral of moveable/immoveable assets		83,234,945,065	80,031,808,133	83,234,945,065	80,031,808,133
	Fixed deposit receipts (FDR)/ Cash Collateral		225,223,985,165	179,982,701,726	225,223,985,165	179,982,701,726
	Personal guarantee and other securities		310,796,470,934	258,245,781,763	310,796,470,934	258,235,400,156
	Other securities		4,595,380,730	2,027,338,983	4,116,487,366	1,202,085,797
			623,850,781,894	520,287,630,605	623,371,888,530	519,451,995,812
7.10	Classified and unclassified loans and advances					
	Unclassified					
	Standard (including staff loan)		604,692,515,362	500,917,936,588	605,425,457,767	501,294,137,565
	Special Mention Accounts (SMA)		1,543,126,844	623,916,783	1,543,126,844	623,916,783
			606,235,642,206	501,541,853,371	606,968,584,611	501,918,054,348
	Classified					
	Sub-standard		2,288,110,152	2,474,633,215	2,288,110,152	2,474,633,215
	Doubtful		737,431,676	2,204,897,314	737,431,676	2,204,897,314
	Bad/Loss		14,589,597,860	14,066,246,705	13,377,762,091	12,854,410,935
			17,615,139,688	18,745,777,234	16,403,303,919	17,533,941,464
			623,850,781,894	520,287,630,605	623,371,888,530	519,451,995,812
7.10.1	Business segment wise concentration of classified loans and advances					
	Corporate		8,537,658,464	8,786,517,503	8,537,658,464	8,786,517,503
	Retail		3,754,553,299	3,564,629,355	2,542,717,529	2,352,793,585
	Small and medium enterprises		5,322,927,926	6,394,630,376	5,322,927,926	6,394,630,376
			17,615,139,689	18,745,777,234	16,403,303,919	17,533,941,464

Syed M Omar Tayub
Managing Director & CFO
Prime Bank Investment PLC
Head Office, Dhaka

M Mahfuzur Rana FCA
Additional Managing Director & CFO
BRAC Bank PLC.

Tareq Refat Ullah Khan
Managing Director & CEO
BRAC Bank PLC.

M Mahbubur Rahman FCS
Company Secretary
BRAC Bank PLC

A. QASEM & CO.
CHARTERED ACCOUNTANTS
DHAKA

Amount in Taka

Particulars	Note	Consolidated		BRAC Bank PLC.	
		2024	2023	2024	2023
7.10.2 Sector wise concentration of classified loans and advances					
Agriculture		34,734,125	39,007,129	34,734,125	39,007,129
Communication		-	77,951,048	-	77,951,048
Construction		81,718,093	-	81,718,093	-
Consumer credit		2,543,107,945	2,352,814,704	2,543,107,945	2,352,814,704
Other manufacturing industries		5,922,306,650	6,114,864,822	5,922,306,650	6,114,864,822
Power, Gas		116,212,963	61,704,648	116,212,963	61,704,648
Readymade garments		1,767,067,627	2,880,654,205	1,767,067,627	2,880,654,205
Service industries		525,867,076	470,172,930	525,867,076	470,172,930
Textile		602,576,987	600,364,376	602,576,987	600,364,376
Trade service		5,626,215,487	6,036,192,098	4,414,379,717	4,824,356,328
Others		309,342,651	112,051,274	309,342,651	112,051,274
		17,615,139,689	18,745,777,234	16,403,303,919	17,533,941,464
7.10.3 Movements of classified loans and advances					
Opening balance		18,745,777,234	16,480,466,872	17,533,941,464	15,268,631,102
Additions during the year		4,048,846,926	5,620,828,562	4,048,846,926	5,620,828,562
Released during the year		(5,179,484,471)	(3,355,518,200)	(5,179,484,471)	(3,355,518,200)
		17,615,139,689	18,745,777,234	16,403,303,919	17,533,941,464
7.10.4 Loan type wise classified loans and advances					
Overdraft		2,440,545,194	2,702,508,976	2,440,545,194	2,702,508,976
Demand loan		2,901,827,804	3,875,781,595	2,901,827,804	3,875,781,595
Term loan		10,205,580,539	10,123,926,642	10,205,580,539	10,123,926,642
Lease finance		41,668,284	29,873,780	41,668,284	29,873,780
Credit cards		813,682,098	801,850,471	813,682,098	801,850,471
Margin loan		1,211,835,770	1,211,835,770	-	-
		17,615,139,689	18,745,777,234	16,403,303,919	17,533,941,464

7.11 Details of large loan (Standalone basis)

Large loan clients are those to whom loans and advances sanctioned are 10% or more of the total regulatory capital of the Bank. Total capital of the Bank was Taka 71,428,786,944 as at 31 December 2024 and taka 55,092,785,935 as at 31 December 2023. Client wise details of large loans have been presented in below:

Number of clients	30	26
Amount of outstanding loans and advances	161,430,068,520	117,170,634,292
Amount of classified loans and advances	NIL	NIL

Syed M Omar Tayub
Managing Director & CEO
Prime Bank Investment PLC
Head Office, Dhaka

M Mashrur Rana FCA
Additional Managing Director & CFO
BRAC Bank PLC.

Tareq Aziz Ullah Khan
Managing Director & CEO
BRAC Bank PLC.

Mohammad Mizanur Rahman FCS
Company Secretary
BRAC Bank PLC

A. QASEM & CO. DHAKA CHARTERED ACCOUNTANTS

Amount in Taka

Particulars	Note	Consolidated		BRAC Bank PLC.	
		2024	2023	2024	2023

Client wise break-up is as follows:

SL	Name of clients	2024			2023
		Funded	Non-funded	Total Outstanding	Total Outstanding
1	ABUL KHAIR GROUP	8,196,610,848	1,060,774,662	9,257,385,510	8,147,884,261
2	AKIJ GROUP	4,761,161,162	297,515,353	5,058,676,515	5,284,829,262
3	AXIATA GROUP BERHAD, MALAYSIA GROUP	587,262,391	442,966,988	1,030,229,379	2,734,554,026
4	BADSHA GROUP	7,756,842,769	1,712,638,564	9,469,481,333	6,719,804,696
5	BITOPI GROUP	4,576,415,058	1,219,580,354	5,795,995,412	4,979,768,068
6	BRAC GROUP	6,474,673,928	808,112,421	7,282,786,349	5,742,404,422
7	BSRM GROUP	6,990,710,247	270,603,224	7,261,313,471	6,676,914,131
8	CITY GROUP	6,769,526,929	2,477,644,026	9,247,170,955	7,668,106,498
9	CONFIDENCE GROUP OF INDUSTRIES GROUP	5,273,902,039	333,916,425	5,607,818,464	5,210,545,993
10	EAST COAST GROUP	1,128,316,268	401,271,528	1,529,587,796	1,270,589,252
11	MAX GROUP	3,477,434,420	1,467,504,944	4,944,939,364	-
12	Meghna GROUP	6,943,579,038	3,611,444,174	10,555,023,212	6,095,325,647
13	MEGHNA (CYCLE) GROUP	4,799,963,561	786,372,370	5,586,335,931	3,915,539,562
14	MIR GROUP OF INDUSTRIES GROUP	3,379,490,473	1,976,044,490	5,355,534,963	5,367,825,708
15	MONDOL GROUP	1,948,539,883	918,942,031	2,867,481,914	1,419,880,929
16	NZ TEX GROUP	-	-	-	2,255,638,152
17	PARAGON GROUP	-	-	-	2,809,502,876
18	PETROBAGLA GROUP	-	5,316,326,400	5,316,326,400	-
19	PRAN-RFL GROUP	5,242,995,707	677,038,805	5,920,034,512	5,696,448,579
20	RENATA GROUP	6,281,769,353	330,544,131	6,612,313,484	5,649,976,640
21	RISING GROUP	2,444,971,232	739,206,969	3,184,178,201	-
22	SAAD GROUP	3,067,665,217	2,139,000,911	5,206,666,128	-
23	SAMUDA GROUP	5,721,446,235	418,127,239	6,139,573,474	4,287,774,857
24	SQUARE GROUP	2,192,290,184	4,789,862,525	6,982,152,709	5,704,327,702
25	STANDARD GROUP	2,814,994,073	313,938,034	3,128,932,107	-
26	SUMMIT GROUP	3,241,495,026	2,227,193,154	5,468,688,180	6,986,696,142
27	T.K GROUP	5,216,329,295	371,968,214	5,588,297,509	-
28	TELENOR GROUP AND GRAMEEN TELECOM GROUP	472,786,659	49,790,617	522,577,276	1,344,808,094
29	UNILEVER GROUP	-	-	-	1,320,849,188
30	TRANSCOM GROUP	4,929,907,652	250,486,345	5,180,393,997	-
31	URMI GROUP	1,273,435,235	1,899,954,684	3,173,389,919	2,587,401,504
32	VEON GROUP	2,146,088,200	580,211,491	2,726,299,691	3,137,893,151
33	WALTON GROUP	4,645,526,803	784,957,562	5,430,484,365	4,155,344,952
	Grand Total	122,756,129,885	38,673,938,635	161,430,068,520	117,170,634,292

Note: Large exposures has been calculated on the basis of BRPD Circular No 01, dated 16 January 2022.

Syed M Omar Tayub
Managing Director & CEO
BRAC Bank Investment PLC
Head Office, Dhaka

M Masud Rana FCA
Additional Managing Director & CFO
BRAC Bank PLC.

Tareq Reza Ullah Khan
Managing Director & CEO
BRAC Bank PLC.

M Mahbubur Rahman FCS
Company Secretary
BRAC Bank PLC

A. QASEM & CO. CHARTERED ACCOUNTANTS DHAKA

7.12 Particulars of required provisions for loans and advances (Bank only)

Amount in Taka

Status	Outstanding loans and advances 2024	Base for provision	Percentage (%) of required provision	Required provision 2024	Required provision 2023
Unclassified					
All unclassified loans (Other than Small and Medium Enterprise Financing, Consumer Financing, BHs/MBs/SDs, Housing and loans for professional*)	255,843,842,810	252,751,968,339	1%	2,527,519,683	1,903,181,968
Small and Medium Enterprise Financing	250,477,288,432	250,453,731,919	0.25%	626,134,330	554,655,040
Loans to BHs/MBs/SDs against share etc.*	895,166,917	895,166,917	1%	8,951,669	9,975,783
Housing Finance	11,659,241,940	11,659,241,940	1%	116,592,419	117,421,285
Loans for professionals to Set up business (LP)	5,525,751,189	5,525,751,189	2%	110,515,024	107,787,706
Consumer finance	60,651,581,723	60,651,581,723	2%	1,213,031,634	1,032,481,470
Consumer finance (Credit Card)	13,253,964,769	13,253,964,769	2%	265,079,295	241,849,491
Short Term Agricultural and Micro Credit	4,545,259,465	4,545,259,465	1%	45,452,595	40,379,113
Staff Loan	4,116,487,366	-	1%	-	-
	606,968,584,611	599,736,666,261		4,913,276,649	4,007,731,856
Classified - Specific provision					
Sub-standard	2,288,110,152	1,774,765,244	20%**	222,253,066	1,391,525,871
Doubtful	737,431,676	650,616,442	50%***	209,848,423	462,195,710
Bad/Loss	13,377,762,091	10,378,247,216	100%****	10,489,801,216	10,260,866,194
Additional General Provision (as advised by BB)*****	-	2,582,984,881		1,186,147,886	18,246,765
	16,403,303,919	15,386,613,783		12,108,050,591	12,132,834,540
	623,371,888,530	615,123,280,044			
Total required provision for loans and advances				17,021,327,240	16,140,566,396
Total provision maintained (Note 17.1)				18,489,732,179	16,748,524,691
Excess provision over minimum required provision prescribed by Bangladesh Bank				1,468,404,939	607,958,295

* BHs = Brokerage Houses, MBs = Merchant Banks, SDs = stock dealers against shares

** For rescheduled loans, 50% and 100% provision has been made as per NOC circular and for small, micro & cottage enterprises under CMSME financing, provision requirement is 5% for sub-standard classification as per BRPD

*** For small, micro & cottage enterprises under CMSME financing, provision requirement is 20% for doubtful classification as per BRPD circular

**** Note that provision for bad and loss includes a provision of BDT 111,554,000 for bank guarantee as per BB audit advice in 2021

****COVID 19 provision amounting Tk. 447,598,873 has been shifted to specific provision in compliance with the Bangladesh Bank's BRPD Circular #58 dated 31 December 2024.

***** Additional General Provision of BDT 18,246,765 as advised by BB during their inspection of financial statements of 2023.

Syed M Omar Tayub
Managing Director & CEO
Prime Bank Investment PLC
Head Office, Dhaka

M Masud Rana FCS
Additional Managing Director & CFO
BRAC Bank PLC.

Tareq Refat Ullah Khan
Managing Director & CEO
BRAC Bank PLC.

M Mahbubur Rahman FCS
Company Secretary
BRAC Bank PLC

A. QASEM & CO. CHARTERED ACCOUNTANTS DHAKA

Amount in Taka

Particulars	2024 Taka	2023 Taka
7.13 Particulars of loans and advances (Bank only)		
i) Loans considered good in respect of which Bank is fully/partly secured	308,414,938,214	260,014,509,859
ii) Loans considered good against which Bank holds no security other than the debtor's personal guarantee	134,417,765,877	127,368,399,477
iii) Loans considered good secured by the personal undertakings of one or more parties in addition to the personal guarantee of the debtor	180,539,184,439	132,069,086,475
iv) Loans adversely classified; provision not maintained there against	-	-
	623,371,888,530	519,451,995,811
v) Loans due by directors or officers of the banking company or any of these either separately or jointly with any other persons	180,541,634,439	1,202,901,136
vi) Loans due from companies or firms in which the directors of the bank have interested as directors, partners or managing agents or in case of private companies as members	1,263,924,092	1,260,513,860
vii) Maximum total amount of advance including temporary advance made at any time during the year to directors or managers or officers of the banking companies or any of them either separately or jointly with any other person	180,541,634,439	1,202,901,136
viii) Maximum total amount of advances, including temporary advances granted during the year to the companies or firms in which the directors of the banking company have interest as directors, partners or managing agents or in case of private companies, as members	1,263,924,092	1,260,513,860
ix) Due from banking companies	-	-
x) Information in respect of classified loans and advances		
a) Classified loan on which interest has not been charged to income	16,403,303,919	17,533,941,464
i) Increase/decrease of provision (specific)	1,595,667,305	2,265,614,159
ii) Amount of loans written off	3,636,369,916	1,179,075,067
iii) Amount recovered against loan previously written off	924,519,756	844,444,215
b) Amount of provision kept against loan classified as "bad/loss" on the date of preparing the balance sheet	10,489,801,216	9,813,267,322
c) Interest creditable to the Interest Suspense account	3,129,601,055	341,606,414
xi) Cumulative amount of the written off loan		
Opening balance	25,989,517,566	24,810,442,499
Amount written off during the year	3,636,369,916	1,179,075,067
	29,625,887,482	25,989,517,566
The amount of written off loans for which law suits have been filed	27,256,790,989	25,030,674,716

Syed M Bahar Tayub
Managing Director & CEO
Prime Bank Investment PLC
Head Office, Dhaka

Md Rana FCA
Additional Managing Director & CFO
BRAC Bank PLC.

Tareq Rezk Ullah Khan
Managing Director & CEO
BRAC Bank PLC.

M Matlubur Rahman FCS
Company Secretary
BRAC Bank PLC

A. QASEM & CO. CHARTERED ACCOUNTANTS

In Taka

	Particulars	Note	Consolidated 2024	Consolidated 2023	BRAC Bank PLC. 2024	BRAC Bank PLC. 2023
7.14	**Write off of loans and advances (net basis)**					
	Balance at the beginning of the year		14,017,756,550	13,706,730,001	14,017,756,550	13,706,730,001
	Add: Write off during the year		3,636,369,916	1,179,075,067	3,636,369,916	1,179,075,067
	Less: written-off recovery and interest waiver		1,382,895,791	868,048,518	1,382,895,791	868,048,518
	Balance at the end of the year		16,271,230,675	14,017,756,550	16,271,230,675	14,017,756,550
7.15	**Bill Purchased and Discounted under the following broad categories**					
	Inside Bangladesh		2,351,472,819	2,861,122,001	2,351,472,819	2,861,122,001
	Outside Bangladesh		-	-	-	-
			2,351,472,819	2,861,122,001	2,351,472,819	2,861,122,001
7.16	**Maturity wise grouping of loans and advances**					
	On demand		57,534,931,640	47,134,039,715	8,036,295,621	2,953,970,631
	Up to 1 month		-	-	50,762,560,111	45,440,582,944
	Not more than 3 months		114,818,883,532	89,207,975,342	114,818,883,532	89,207,975,342
	More than 3 months but not more than 1 year		260,382,291,387	215,793,986,344	258,652,986,392	213,708,219,298
	More than 1 year but not more than 5 years		165,582,113,332	144,575,708,159	165,568,600,869	144,565,326,552
	More than 5 years		25,532,562,003	23,575,921,044	25,532,562,005	23,575,921,045
			623,850,781,894	520,287,630,604	623,371,888,530	519,451,995,812
7.17	**Maturity wise grouping of lease receivables including SME**					
	On demand		-	913,182	-	913,182
	Up to 1 month		26,530,912	364,799	26,530,912	364,799
	Not more than 3 months		589,563	992,014	589,563	992,014
	More than 3 months but not more than 1 Year		7,463,758	42,368,192	7,463,758	42,368,192
	More than 1 year but not more than 5 years		278,946,293	337,198,118	278,946,293	337,198,118
			313,530,526	381,836,306	313,530,526	381,836,306
7.18	**Maturity wise grouping of bill purchased and discounted**					
	On Demand		26,918,791	58,735,804.00	26,918,791	58,735,804
	Payable within 1 month		828,960,018	1,275,502,952	828,960,018	1,275,502,952
	Over 1 month but less than 3 months		1,244,424,022	1,221,825,706	1,244,424,022	1,221,825,706
	Over 3 months but less than 6 months		132,605,396	186,002,772	132,605,396	186,002,772
	6 months or more		3,243,702	3,008,424	3,243,702	3,008,424
			2,236,151,929	2,745,075,658	2,236,151,929	2,745,075,658

7.19 **Preservation of client's audit report in the loan file verification through Document Verification system (DVS)**

During approval/renewal of loan, BBPLC checks 100% DVS records with ICAB database for the submitted audited financials, where applicable

Syed M Omar Tayub
Managing Director & CFO
Prime Bank Investment PLC
Head Office, Dhaka

M Masud Rana FCA
Additional Managing Director & CFO
BRAC Bank PLC.

Tareq Refat Ullah Khan
Managing Director & CFO
BRAC Bank PLC

M Mahbubur Rahman FCS
Company Secretary
BRAC Bank PLC

A. QASEM & CO.
CHARTERED ACCOUNTANTS
DHAKA

In Taka

Particulars	Note	Consolidated		BRAC Bank PLC.	
		2024	2023	2024	2023
7.20 Disclosure of willful defaulters					
In compliance with BRPD Circular No. 06, 12 March 2024, BBPLC has submitted a willful defaulter report to the Bangladesh Bank for the December 2024 quarter. As of December 2024, we have identified and reported seven borrowers as willful defaulters, amounting to BDT 2,694,864,922.					
8 Fixed assets including premises, furniture and fixtures					
Land		527,275,400	527,275,400	527,275,400	527,275,400
Office floor space		20,855,926	21,009,617	4,034,334	4,034,334
Furniture and fixture		2,826,489,013	2,567,532,973	2,536,067,740	2,346,016,160
Office equipment		1,807,462,053	1,584,891,641	1,652,505,716	1,467,218,773
IT hardware		9,068,996,625	7,871,140,298	4,331,020,016	3,424,966,157
Motor vehicles		711,925,392	688,857,818	442,202,195	442,202,195
Leasehold improvements		204,383,908	170,713,752	-	-
Right of use assets (ROU) as per IFRS 16		8,834,516,227	7,940,805,381	7,540,539,044	6,715,802,482
Capital expenditure work in progress		789,800,949	369,058,266	415,419,541	306,546,534
IT software (finite useful lives)		10,589,750,327	8,646,291,184	3,260,405,920	2,979,635,750
Total cost		**35,381,455,820**	**30,387,576,330**	**20,709,469,906**	**18,213,697,785**
Accumulated depreciation and amortisation		20,980,308,628	17,368,917,097	12,191,024,028	10,586,518,632
Written down value at 31 December		**14,401,147,192**	**13,018,659,233**	**8,518,445,878**	**7,627,179,153**
* Fixed assets schedules on standalone basis are shown in Annexure-E.					
9 Other assets					
Income generating					
Interest receivables	9.1	9,998,211,787	4,464,401,271	9,998,211,787	4,464,401,271
Dividend receivables		95,909,440	76,903,639	95,909,440	76,903,639
Investment in subsidiary	9.2	-	-	14,471,693,991	13,905,720,021
Investment/carrying value in associates	9.3	46,735,064	39,837,592	46,735,064	39,837,592
Receivables against sanchayapatra		27,495,327	33,836,925	27,495,327	33,836,925
Balance with BRAC EPL Stock Brokerage Limited		168,351	1,159,758	168,351	1,159,758
Non- Income generating					
Stock of stamps		71,040,416	44,337,730	71,040,416	44,337,730
Stock of security stationery		14,617,876	8,341,368	14,617,876	8,341,368
Stock of printing stationery		9,514,351	9,146,286	9,514,351	9,146,286
Investment in swift share		18,960,837	8,083,464	18,960,837	8,083,464
Prepaid interest expenses on IFFD		998,002	2	998,002	2
Advance to staff		18,333,257	12,118,665	18,333,257	12,118,665
Advance to supplier		75,332,785	70,740,203	15,967,111	22,621,735
Advance value added tax		6,602,947	6,602,947	6,602,947	6,602,947
Advance to SME unit offices		1,308,690	1,308,690	1,308,690	1,308,690
Advance against office rent		99,947,226	66,412,563	99,947,226	66,412,563
Advance security deposit		21,700,163	17,555,370	15,716,756	13,071,963
Receivables from bKTS		93,929,793	124,393,521	93,929,793	124,393,521
Deferred revenue expenditure		751,886,783	686,525,642	751,886,783	686,525,642

Syed M Omar Tayub
Managing Director & CEO
Prime Bank Investment PLC
Head Office, Dhaka

M Mahbubur Rana FCA
Additional Managing Director & CFO
BRAC Bank PLC.

Tareq Refat Ullah Khan
Managing Director & CEO
BRAC Bank PLC

M Mahbubur Rahman FCS
Company Secretary
BRAC Bank PLC

A. QASEM & CO. CHARTERED ACCOUNTANTS DHAKA

In Taka

Particulars	Note	Consolidated		BRAC Bank PLC.	
		2024	2023	2024	2023
Deferred tax asset	9.4	8,152,329,178	8,187,103,882	6,193,267,865	5,629,848,665
Net plan assets - employees' gratuity fund	9.5	-	132,156,493	-	132,156,493
Other receivables	9.6	9,660,795,328	9,385,537,124	9,660,795,328	9,385,537,124
Other assets of subsidiaries	9.7	11,341,716,116	10,439,534,365	-	-
		40,507,533,717	33,816,037,500	41,613,101,198	34,672,366,064
9.1 Interest receivables					
Receivable against loans and advances		4,874,453,611	3,661,935,343	4,874,453,611	3,661,935,343
Receivable against Govt. securities		5,002,289,227	733,695,828	5,002,289,227	733,695,828
Receivable against other securities		35,102,289	42,758,835	35,102,289	42,758,835
Receivable against balance with other bank		86,366,660	26,011,265	86,366,660	26,011,265
		9,998,211,787	4,464,401,271	9,998,211,787	4,464,401,271
9.2 Investment in subsidiaries					
BRAC EPL Investments Limited				715,696,869	1,292,707,270
BRAC EPL Stock Brokerage Limited				1,304,507,060	1,339,664,867
bKash Limited				12,402,025,595	11,273,347,884
BRAC Saajan Exchange Limited				49,464,467	-
				14,471,693,991	13,905,720,021
9.3 Investment/carrying value in associates					
BRAC IT Services Limited					
Opening balance/fair value of residual interest retained		39,837,592	21,206,835	39,837,592	21,206,835
Share of profit/(loss) of equity in associate company		6,897,472	18,630,757	6,897,472	18,630,757
		46,735,064	39,837,592	46,735,064	39,837,592

9.4 Deferred tax asset/(liability) (Bank only)

Particulars	Accounting base	Tax base	Deductible/(Taxable) temporary difference	Applicable tax rate	Deferred Tax Asset/ (Liability)
Balance as at 31 December 2024					
Loan loss provision including QJ provision	13,551,275,792	-	13,551,275,792	37.5%	5,081,728,422
Actuarial valuation measurement loss	340,403,344	-	340,403,344	37.5%	127,651,254
Provision against capital market (Note -17.4)	48,732,876	-	48,732,876	37.5%	18,274,829
Fixed assets except RoU (Annexure - E)	3,180,736,060	4,920,115,698	1,739,379,638	37.5%	652,267,364
Provision against Other assets	247,522,182	-	247,522,182	37.5%	92,820,818
Right of use assets (RoU) as per IFRS 16 (Annexure - E)	4,395,014,878	693,791,360	(3,701,223,518)	37.5%	(1,387,958,819)
Leased Liability as per IFRS 16 (Note - 17)	4,289,290,659	-	4,289,290,659	37.5%	1,608,483,997
Deferred tax asset (a)					6,193,267,865
Deferred tax liability arises from fair value gain as per IFRS 9	9,686,270,209	-	(9,686,270,209)	15.00%	(1,452,940,531)
Interest receivable from treasury bills and bonds (Note -9.1)	5,002,289,227		(5,002,289,227)	37.50%	(1,875,858,460)
Deferred tax liability (b)					(3,328,798,991)

Syed Mohammad Tayub
Managing Director & CEO
BRAC Bank PLC
Head Office, Dhaka

M Mahbubur Rana FCA
Additional Managing Director & CFO
BRAC Bank PLC.

Tareq Refaullah Khan
Managing Director & CEO
BRAC Bank PLC.

M Mahbubur Rahman FCS
Company Secretary
BRAC Bank PLC

A. QASEM & CO. DHAKA CHARTERED ACCOUNTANTS

In Taka

Particulars	Note	Consolidated		BRAC Bank PLC.	
		2024	2023	2024	2023
Net deferred tax asset at 31 December 2024 (a+b)					2,864,468,874
Increase of deferred tax asset recognised in profit and loss account as income					574,910,566
Decrease of deferred tax liability recognised in profit and loss account as income					(1,680,499,612)
Net Deferred tax expense recognised in profit and loss account during the year ended 31 December 2024					(1,105,589,048)
Net Deferred tax liability recognised in equity during the year ended 31 December 2024					17,227,756
Balance as at 31 December 2023					
Loan loss provision including QJ provision	12,725,007,154	-	12,725,007,154	37.50%	4,771,877,683
Actuarial valuation measurement loss	158,308,084	-	158,308,084	37.50%	59,365,532
Provision against capital market (Note -17.4)	54,699,841	-	54,699,841	10.00%	5,469,984
Fixed assets except RoU (Annexure - E)	2,631,649,220	4,224,763,538	1,593,114,318	37.50%	597,417,869
Right of use assets (RoU) as per IFRS 16 (Annexure - E)	4,161,707,999	673,223,384	(3,488,484,615)	37.50%	(1,308,181,731)
Leased Liability as per IFRS 16 (Note - 17)	4,010,398,208	-	4,010,398,208	37.50%	1,503,899,328
Deferred tax asset (a)			-		5,629,848,665
Deferred tax liability arises due to actuarial valuation gain	-	-	-	37.50%	-
Deferred tax liability arises from fair value gain as per IFRS 9	9,345,883,768	-	(9,345,883,768)	15.00%	(1,401,882,565)
Interest receivable from treasury bills and bonds (Note -9.1)	733,695,828	-	(733,695,828)	37.50%	(275,135,936)
Deferred tax liability (b)					(1,677,018,501)
Net deferred tax asset at 31 December 2023 (a+b)					3,952,830,164
Increase of deferred tax asset recognised in profit and loss account as income					886,131,520
Decrease/(increase) of deferred tax liability recognised in profit and loss account as income/(expense)					46,198,373
Net Deferred tax income recognised in profit and loss account during the year ended 31 December 2023					932,329,893
Net Deferred tax liability recognised in equity during the year ended 31 December 2023					(48,094,091)

9.4.1 Recoverability/adjustment/reversal of deferred tax

Deferred tax on Specific provision on loans and advances
Specific provisions for loans are not tax-deductible under local tax regulations. So, when calculating taxable income, the loan loss provision charged to the profit and loss account is added back to income. However, the tax office will accept the loan recovery or write-off as a legitimate tax expense. The Bank will either make a recovery or write off the loans at some point in the future; thus, this item only has a transitory effect. According to IAS 12, the Bank recognizes the deferred tax on this particular provision, creating a deductible temporary difference to the degree that it can be applied as a credit. The deferred tax will be reversed once the underlying bad debt is either repaid or cancelled.
Deferred tax on Fixed assets including intangible assets
Accounting depreciation is not taken into consideration when determining the tax obligation according to local tax regulations. The tax authorities permit tax depreciation at various rates as per the third schedule of ITA 2023, which is different from the accounting depreciation rate in many cases. Hence, transitory differences are created due to the varying depreciation rates and methodology against which the Bank recognises deferred tax. This is a common occurrence since the accounting depreciation rate and the tax depreciation rate differ from one another. The remaining amount of deferred tax will be released when the assets' useful economic life has passed, though.
Deferred tax on Provision against capital market investment
Capital market-related provisions are not deductible for tax purposes under local tax regulations. As a result, when calculating taxable income, such provision charged to the profit and loss account is added back to income. The tax office will, however, permit the release or reversal of the provision as an allowable expense through realized gains or losses as a result of the temporary difference that this item causes. According to IAS 12, the Bank recognizes the deferred tax on such a provision, creating a deductible temporary difference to the extent that it can be applied as a credit against other liabilities. The deferred tax will also be released as soon as the related provision is released or reversed.

Syed M Omar Tayub
Managing Director & CEO
BRAC Bank Investment PLC
Head Office, Dhaka

Mahbubur Rahman FCS
Company Secretary
BRAC Bank PLC

Tareq Rafatullah Khan
Managing Director & CEO
BRAC Bank PLC

Masud Rana FCA
Additional Managing Director & CFO
BRAC Bank PLC.

A. QASEM & CO. CHARTERED ACCOUNTANTS DHAKA

In Taka

Particulars	Note	Consolidated		BRAC Bank PLC.	
		2024	2023	2024	2023
Deferred tax on Interest receivables on government securities					
As per Tax Law, Tax is paid on BGTB income on a cash basis, whereas the same income is accounted for on an accrual basis in the financial statement. This difference in interest income recognition has created a temporary difference in the way the bank recognized the DT liability on the interest receivable on BGTB in the respective year, which will be reversed upon payment of tax on cash interest received in the subsequent years.					
Deferred tax on Right of use assets (RoU) and lease liabilities as per IFRS 16					
According to local tax regulations, lease payments are treated as an allowable expense, while accounting for depreciation and interest on RoU assets under IFRS 16 is not. As a result, when calculating taxable profit, depreciation and interest expense were added back, and the amount of the actual lease payment was subtracted. Due to the temporary differences caused by this, deferred tax is recognized. However, when the assets' economic useful lives are up, the remaining amount of deferred tax will be automatically released.					
Deferred tax assets arising from the provision for loan loss will be recovered at the time of the write-off of classified loans. Deferred tax on provision for investment in the capital market will be recovered when the loss is realized, and deferred tax on right-of-use assets under IFRS 16 will be adjusted on the termination of lease contracts.					
9.5 Net plan assets - employees' gratuity fund					
Fair value of plan assets	9.5.1	3,948,768,130	2,862,604,508	3,226,249,888	2,140,086,266
Less: Defined benefit obligation	9.5.2	3,948,768,130	2,730,448,015	3,226,249,888	2,007,929,773
		-	132,156,493	-	132,156,493
9.5.1 Fair value of plan assets - gratuity fund					
Fair value of plan assets as on 1 January		2,862,604,508	2,800,972,413	2,140,086,266	2,140,086,266
Prior year adjustment		535,349,862		535,349,862	-
Interest income on plan assets		266,862,963	-	266,862,963	-
Actual employer contributions		531,987,632	-	531,987,632	-
Actual net benefits payments		(140,041,750)	237,876,109	(140,041,750)	-
Remeasurement gain/(losses) on plan assets		(107,995,085)	(176,244,014)	(107,995,085)	-
Fair value of plan assets as on 31 December		3,948,768,130	2,862,604,508	3,226,249,888	2,140,086,266
9.5.2 Defined benefit obligation - gratuity fund					
Defined benefit obligation as on 1 January		2,730,448,015	2,668,815,920	2,007,929,773	2,007,929,773
Prior year adjustment		485,411,096	-	485,411,096	-
Current service cost		550,502,975	163,870,855	550,502,975	-
Interest cost		248,347,620	-	248,347,620	-
Past service cost due to amendment of gratuity benefits		-	-	-	-
Actual net benefits payments		(140,041,750)	-	(140,041,750)	-
Remeasurement (gain)/loss		74,100,174	(102,238,760)	74,100,174	-
Defined benefit obligation as on 31 December		3,948,768,130	2,730,448,015	3,226,249,888	2,007,929,773
9.5.3 Remeasurements gain/(loss) of defined benefits liabilities/assets					
Opening balance		(307,330,295)	(233,325,041)	(98,942,553)	(98,942,553)
Remeasurement gain/(losses) on plan assets		(107,995,085)	(176,244,014)	(107,995,085)	-
Remeasurement gain/(losses) on defined benefit obligation		(74,100,174)	102,238,760	(74,100,174)	-
		(489,425,554)	(307,330,295)	(281,037,812)	(98,942,553)
Less: Deferred tax (expense)/income		68,285,722	-	68,285,722	-
		(421,139,832)	(307,330,295)	(212,752,090)	(98,942,553)

Syed M Omar Tayub
Managing Director & CEO
Prime Bank Investment PLC
Head Office, Dhaka

Md. Sohel Rana FCA
Additional Managing Director & CFO
BRAC Bank PLC.

Tareq Rehan Wais Khan
Managing Director & CEO
BRAC Bank PLC.

Md. Mahbubur Rahman FCS
Company Secretary
BRAC Bank PLC

A. QASEM & CO.
CHARTERED ACCOUNTANTS
DHAKA

In Taka

Particulars	Note	Consolidated		BRAC Bank PLC.	
		2024	2023	2024	2023
9.6 Other Receivables					
Receivable against remittance		24,604,131	4,924,334	24,604,131	4,924,334
Receivable against DD		66,000,000	178,650,000	66,000,000	178,650,000
Receivable against cards		463,888,532	490,136,138	463,888,532	490,136,138
Receivable from merchant		573,573,686	669,737,494	573,573,686	669,737,494
Receivable from partners		7,590,614	5,436,677	7,590,614	5,436,677
Receivable from co-brand ATM		27,020,242	27,020,242	27,020,242	27,020,242
Receivable against fraud and forgery/protested bill		130,961,016	120,605,216	130,961,016	120,605,216
Receivable from NPS		201,792,400	470,077,000	201,792,400	470,077,000
Sundry debtors*		8,279,045,704	7,411,403,616	8,279,045,704	7,411,403,616
Receivable from BACH		5,092,000	5,000,000	5,092,000	5,000,000
REPO interest expenditure		(130,704,507)	(12,607,166)	(130,704,507)	(12,607,166)
Interest rate swap		11,931,510	15,153,573	11,931,510	15,153,573
		9,660,795,328	9,385,537,124	9,660,795,328	9,385,537,124

*In compliance with FRC notification no. 179/FRC/FRM/Notification/2020/2, we have already adjusted the forfeited fund previously distributed among active members of provident fund for the period from 2015 to 2021 as per the existing Fund Rules. Additionally, we have recognized other receivable of BDT 1,359,729 under sundry debtors for the forfeited fund for 30 June 2024.

9.7 Other assets of subsidiaries					
BRAC EPL Investments Limited		44,005,240	138,236,172		
BRAC EPL Stock Brokerage Limited		117,482,073	46,747,921		
bKash Limited		10,862,260,498	10,092,319,865		
BRAC Saajan Exchange Limited		387,953,678	186,862,420		
		11,411,701,489	10,464,166,378		
Less: Inter company transactions:					
BRAC Bank PLC.		16,018,278	9,283,397		
BRAC EPL Investments Limited		22,230,492	-		
BRAC EPL Stock Brokerage Limited		3,460,477	3,947,268		
bKash Limited		28,276,126	11,401,348		
		69,985,373	24,632,013		
		11,341,716,116	10,439,534,365		

10 Non-banking assets

Name of parties	Property details	Possession date				
M/S. Akash Auto Mobile	12.50 Decimal land at Sadar, Sherpur.	11 June 2018	3,041,700	3,041,700	3,041,700	3,041,700
M/S Shawan Enterprise	11.43 Decimal land at Mirpur, Kushtia	12 January 2021	300,000	300,000	300,000	300,000
M/S SB Variety Store	28.65 decimals land located at Jamalpur.	12 October 2022	6,800,000	6,800,000	6,800,000	6,800,000
M/S. Munshigonj Banijjaloy	215 decimals land at Munshigonj Sadar.	13 June 2024	836,865	-	836,865	-
			10,978,565	10,141,700	10,978,565	10,141,700

Syed M Omar Tayub
Managing Director & CEO
BRAC Bank PLC
Head Office, Dhaka

M Mahbubur Rahman FCS
Company Secretary
BRAC Bank PLC

Tareq Refat Ullah Khan
Managing Director & CEO
BRAC Bank PLC.

M Mahmud Rana FCA
Additional Managing Director & CFO
BRAC Bank PLC.

A. QASEM & CO. CHARTERED ACCOUNTANTS DHAKA

In Taka

Particulars	Note	Consolidated		BRAC Bank PLC.	
		2024	2023	2024	2023
*On 13 June 2024, the Bank has been awarded the ownership of the mortgaged property M/S. Munshigonj Banijjaloy through the verdict of the honourable Artha Rin Adalat-2, Dhaka under Section 33(7) of Artharin Adalat Ain 2003. This property has been reported as a non-banking assets in accordance with the Bank Companies Act 1991 and BRPD Circular no. 22, dated 20 September 2021. The value of the non-banking assets has been determined at BDT 836,865 according to the the valuation method prescribed in the circular. All the non-banking assets hold by the Bank are classified as non-income generating.					
11 Goodwill					
(i) BRAC EPL Investments Limited		-	246,289,821		
(ii) BRAC EPL Stock Brokerage Limited		1,126,273,572	1,126,273,572		
		1,126,273,572	1,372,563,393		
*Please refer to note-36 impairment of goodwill for relevant explanation					
12 Borrowings from other banks, financial institutions and agents					
Borrowings inside Bangladesh	12.1	2,606,382	466,117,216	-	275,000,000
Borrowings outside Bangladesh	12.2	50,345,004,023	41,457,253,539	50,331,428,570	41,441,714,285
		50,347,610,405	41,923,370,755	50,331,428,570	41,716,714,285
12.1 Borrowings inside Bangladesh					
Mutul Trust Bank PLC.		1,359,992	-		
Eastern Bank PLC.		1,246,390	191,117,216	-	-
State Bank of India, OBU		-	275,000,000	-	275,000,000
		2,606,382	466,117,216	-	275,000,000
12.2 Borrowings outside Bangladesh					
HDFC Bank Limited, India		-	1,100,000,000	-	1,100,000,000
Asian Development Bank		3,600,000,000	2,200,000,000	3,600,000,000	2,200,000,000
British International Investment PLC		6,000,000,000	-	6,000,000,000	-
Caixabank S.A.		8,400,000,000	3,300,000,000	8,400,000,000	3,300,000,000
Commerzbank Ag, Hamburg, Germany		1,200,000,000	-	1,200,000,000	-
Abu Dhabi Commercial Bank, UAE		-	5,500,000,000	-	5,500,000,000
International Finance Corporation (IFC), USA		6,000,000,000	5,500,000,000	6,000,000,000	5,500,000,000
JP Morgan Chase Bank N.A. Singapore		2,400,000,000	3,256,000,000	2,400,000,000	3,256,000,000
Mizuho Bank Ltd, Singapore		3,360,000,000	2,200,000,000	3,360,000,000	2,200,000,000
Citibank, N.A.,Tokyo Branch		171,428,570	785,714,285	171,428,570	785,714,285
DEG - Deutsche Investitions		6,000,000,000	5,500,000,000	6,000,000,000	5,500,000,000
Emirates Nbd Bank Pjsc, Dubai		2,400,000,000	2,200,000,000	2,400,000,000	2,200,000,000
Japan International Cooperation Agency (JICA)		10,800,000,000	9,900,000,000	10,800,000,000	9,900,000,000
Millennium Bank, Portugal		13,575,453	15,539,254	-	-
		50,345,004,023	41,457,253,539	50,331,428,570	41,441,714,285

Syed M Omar Tayub
Managing Director & CEO
BRAC EPL Investment PLC
Head Office, Dhaka

Md. Rana FCA
Additional Managing Director & CFO
BRAC Bank PLC.

Tareq Rehat Ullah Khan
Managing Director & CEO
BRAC Bank PLC.

M Mahbubur Rahman FCS
Company Secretary
BRAC Bank PLC

A. QASEM & CO. CHARTERED ACCOUNTANTS DHAKA

In Taka

Particulars	Note	Consolidated		BRAC Bank PLC.	
		2024	2023	2024	2023
12.3 Security against borrowings from other banks, financial institutions and agents:					
Secured (Treasury bills)		-	-	-	-
Unsecured		50,347,610,405	41,923,370,755	50,331,428,570	41,716,714,285
		50,347,610,405	41,923,370,755	50,331,428,570	41,716,714,285

12.4 Disclosure regarding REPO

Disclosure regarding REPO transactions of the Bank are given as per Bangladesh Bank DOS Circular No. 6 dated 15 July 2010.

(a) (i) Disclosure regarding outstanding Repo as on 31 December 2024

Counter party name	SL. no	Agreement date	Reversal date	Amount (1st leg cash consideration) outstanding	Amount (1st leg cash consideration) outstanding
Bangladesh Bank	i	10 December 2024	07 January 2025	8,773,002,157	-
Bangladesh Bank	ii	17 December 2024	14 January 2025	14,294,992,643	-
Bangladesh Bank	iii	24 December 2024	21 January 2025	7,250,577,880	-
Standard Chartered Bank Dhaka	iv	December 27, 2023	January 2, 2024	-	2,272,684,500
Bangladesh Bank	v	December 24, 2023	January 1, 2024	-	1,885,834,000
Bangladesh Bank	vi	December 26, 2023	January 2, 2024	-	2,904,359,106
Bangladesh Bank	vii	December 27, 2023	January 3, 2024	-	3,020,990,480
				30,318,572,680	10,083,868,086

(a) (ii) Disclosure regarding outstanding Reverse Repo as on 31 December 2024

Counter party name	SL. no	Agreement Date	Reversal Date	Amount (1st leg cash consideration)	Amount (1st leg cash consideration)
				-	-
				-	-

(b) Disclosure regarding overall transaction of Repo and Reverse repo during the year 2024

Particulars	Minimum outstanding during the year 2024	Maximum outstanding during the year 2024	Daily average outstanding during the year 2024	Daily average outstanding during the year 2023
Securities sold under repo:				
i) with Bangladesh Bank	913,759,000	22,396,248,882	2,808,405,268	364,844,980
ii) with other banks & FIs	465,107,500	8,001,229,000	924,652,673	1,025,586,600
Securities purchased under reverse repo:				
i) with Bangladesh Bank	1,000,000,000	5,000,000,000	40,300,546	-
ii) with other banks & FIs	596,300,400	9,359,121,203	182,679,537	943,022,622

Syed Moomar Tayub
Managing Director & CEO
Prime Bank Investment PLC
Head Office, Dhaka

M Masud Rana FCA
Additional Managing Director & CFO
BRAC Bank PLC.

Tareq Rezt Ullah Khan
Managing Director & CEO
BRAC Bank PLC.

MM Mahbubur Rahman FCS
Company Secretary
BRAC Bank PLC

A. QASEM & CO. CHARTERED ACCOUNTANTS DHAKA

In Taka

Particulars	Note	Consolidated		BRAC Bank PLC.	
		2024	2023	2024	2023
12.5 Maturity wise grouping of borrowing from other bank and financial institutions					
Repayable on demand		3,706,957,171	1,327,628,997	4,971,428,570	2,588,142,857
Not more than 3 months		8,991,707,146	8,108,091,844	8,460,000,000	7,700,000,000
More than 3 months but not more than 1 year		10,048,946,088	11,414,967,804	9,300,000,000	10,371,428,572
More than 1 year but not more than 5 years		24,653,760,000	15,456,602,856	24,653,760,000	15,456,602,856
More than 5 years		2,946,240,000	5,616,079,254	2,946,240,000	5,600,540,000
		50,347,610,405	41,923,370,755	50,331,428,570	41,716,714,285
13 Borrowings from central bank & government agencies					
BB - Export development fund (EDF)		8,415,427,277	13,134,841,935	8,415,427,277	13,134,841,935
Bangladesh Bank Assured REPO		18,754,108,000	-	18,754,108,000	-
SME Foundation pre finance		423,319,340	353,885,000	423,319,340	353,885,000
BB - Long term financing facility (LTFF)		626,626,921	689,665,225	626,626,921	689,665,225
BB - Green transformation fund (GTF)		81,618,958	160,965,886	81,618,958	160,965,886
BB - PSC stimulus package		1,722,940,000	1,304,728,000	1,722,940,000	1,304,728,000
BB - Refinancing for green initiatives		10,010,000	20,000,000	10,010,000	20,000,000
BB - SME re-finance		26,257,376,286	45,508,903,750	26,257,376,286	45,508,903,750
Joyeeta foundation pre or re-finance		-	26,275,000	-	26,275,000
BB - Technology Development Fund (TDF)		780,963,036	149,710,000	780,963,036	149,710,000
BB - Green Transformation Fund (GTF)		77,262,890	81,300,000	77,262,890	81,300,000
Borrowing from BB-IPFF-II		651,373,556	-	651,373,556	-
BB Ref for Green Initiatives-Corp		102,296,837	-	102,296,837	-
		57,903,323,101	61,430,274,796	57,903,323,101	61,430,274,796
13.1 Maturity wise grouping of Borrowings from central bank & government agencies					
Repayable on demand		4,548,238,497	6,872,668,678	4,548,238,497	6,872,668,678
Not more than 3 months		6,052,605,026	6,614,943,813	6,052,605,026	6,614,943,813
More than 3 months but not more than 1 year		6,728,162,687	21,201,721,515	6,728,162,687	21,201,721,515
More than 1 year but not more than 5 years		14,135,184,318	26,728,745,790	14,135,184,318	26,728,745,790
More than 5 years		26,439,132,573	12,195,000	26,439,132,573	12,195,000
		57,903,323,101	61,430,274,796	57,903,323,101	61,430,274,796

Affordable housing bond

In 2022, upon approval from Bangladesh Securities & Exchange Commission (BSEC) and permission from Bangladesh Bank, BRAC Bank issued unsecured Affordable Housing Bond amounting BDT 4,751,000,000. The bond has been fully subscribed by International Finance Corporation (IFC). The raised fund will be utilized to provide affordable housing loans to lower and middle income group at a highest interest rate of 7.50% or as revised by Bangladesh Bank time to time.

BBPLC 2nd subordinated bond

In 2024, BRAC Bank PLC raised capital through issuance of Non-convertible, unsecured, Fully redeemable, Floating rate BBPLC 2nd Subordinated Bond worth of BDT 7,000 million (face value of each bond is BDT 1 million each) through private placement after obtaining necessary approval from Bangladesh Bank (BB) and Bangladesh Securities & Exchange Commission (BSEC). At 31 December 2024, 6,287 number of bonds has been subscribed which amounting to BDT 6,287,000,000.

In Taka

	Particulars	Note	Consolidated		BRAC Bank PLC.	
			2024	2023	2024	2023
16	**Deposits and other accounts**					
	Current accounts and other accounts	16.1	277,875,898,241	232,223,892,907	189,281,704,728	157,581,037,834
	Bills payable	16.2	3,770,838,887	2,716,819,155	3,770,838,887	2,716,819,155
	Savings deposits	16.3	99,483,397,129	79,097,018,100	99,483,397,129	79,097,018,100
	Term deposits*	16.4	386,748,713,246	260,827,011,296	386,909,329,738	260,948,521,302
	Other deposits	16.5	9,175,563,104	13,565,603,695	9,175,563,104	13,565,603,695
			777,054,410,607	588,430,345,153	688,620,833,586	513,909,000,086
	* Term deposits include the deposit pension scheme (DPS).					
16.1	**Current accounts and other accounts**					
	Local currency		263,631,999,072	222,841,134,175	170,388,846,164	143,755,074,774
	Foreign currencies		18,892,858,564	13,825,963,060	18,892,858,564	13,825,963,060
			282,524,857,636	236,667,097,235	189,281,704,728	157,581,037,834
	Less: Inter unit/company elimination		4,648,959,395	4,443,204,328	-	-
			277,875,898,241	232,223,892,907	189,281,704,728	157,581,037,834
16.1.1	**Current accounts and other accounts**					
	Current deposits		264,915,916,650	220,913,137,885	171,672,763,742	141,827,078,484
	Special notice deposit		17,608,940,986	15,753,959,350	17,608,940,986	15,753,959,350
			282,524,857,636	236,667,097,235	189,281,704,728	157,581,037,834
	Less: Inter unit/company elimination		4,648,959,395	4,443,204,328	-	-
			277,875,898,241	232,223,892,907	189,281,704,728	157,581,037,834
16.2	**Bills payable**					
	Local currency		3,761,048,108	2,707,792,906	3,761,048,108	2,707,792,906
	Foreign currencies		9,790,779	9,026,249	9,790,779	9,026,249
			3,770,838,887	2,716,819,155	3,770,838,887	2,716,819,155
16.3	**Savings deposits**					
	Local currency		99,483,397,129	79,097,018,100	99,483,397,129	79,097,018,100
	Foreign currencies		-	-	-	-
			99,483,397,129	79,097,018,100	99,483,397,129	79,097,018,100
16.4	**Term deposits**					
	Local currency		375,526,854,896	253,606,456,192	375,526,854,896	253,606,456,192
	Foreign currencies		11,382,474,842	7,342,065,110	11,382,474,842	7,342,065,110
			386,909,329,738	260,948,521,302	386,909,329,738	260,948,521,302
	Less: Inter unit/company elimination		160,616,492	121,510,006	-	-
			386,748,713,246	260,827,011,296	386,909,329,738	260,948,521,302

Syed M Omar Tayub
Managing Director & CFO
Prime Bank Investment PLC
Head Office, Dhaka

M Masud Rana FCA
Additional Managing Director & CFO
BRAC Bank PLC.

Tareq Refat Ullah Khan
Managing Director & CEO
BRAC Bank PLC.

M Nasim Uddin Chowdhury FCS
Company Secretary
BRAC Bank PLC.

A. QASEM & CO. CHARTERED ACCOUNTANTS DHAKA

In Taka

Particulars	Note	Consolidated		BRAC Bank PLC.	
		2024	2023	2024	2023
16.5 Other deposits					
Local currency	16.5.1	9,174,628,796	13,558,187,099	9,174,628,796	13,558,187,099
Foreign currencies	16.5.2	934,308	7,416,596	934,308	7,416,596
		9,175,563,104	13,565,603,695	9,175,563,104	13,565,603,695
Less: Inter unit/company elimination		-	-	-	-
		9,175,563,104	13,565,603,695	9,175,563,104	13,565,603,695
16.5.1 Other local currency deposits					
Security deposits		792,000	1,073,073	792,000	1,073,073
Sundry deposit	16.5.1.1	9,173,836,796	13,557,114,026	9,173,836,796	13,557,114,026
		9,174,628,796	13,558,187,099	9,174,628,796	13,558,187,099
16.5.1.1 Sundry deposit					
Payable to NPS		8,675,128,554	12,787,948,854	8,675,128,554	12,787,948,854
EFTN and BACH adjustments account		353,330,828	443,849,118	353,330,828	443,849,118
Payable against customers, loan account and others		145,377,414	325,316,054	145,377,414	325,316,054
		9,173,836,796	13,557,114,026	9,173,836,796	13,557,114,026
16.5.2 Other foreign currency deposits					
Proceeds awaiting for remittance (BTB LC)		934,308	7,416,596	934,308	7,416,596
Remittance awaiting for disposal (RAD)		-	-	-	-
		934,308	7,416,596	934,308	7,416,596
16.6 Deposits concentration					
Deposits from banks-inside Bangladesh	16.6.1	812,493,389	1,647,663,401	812,493,389	1,647,663,401
Other than banks		776,241,917,218	586,782,681,752	687,808,340,197	512,261,336,685
		777,054,410,607	588,430,345,153	688,620,833,586	513,909,000,086
16.6.1 Deposits from banks inside Bangladesh					
Current deposits:					
NRB Bank Limited		1,313,966	1,336,466	1,313,966	1,336,466
Islami Bank Bangladesh PLC		439,898	440,048	439,898	440,048
One Bank PLC		369,378	293,671	369,378	293,671
Midland Bank PLC		469,680	519,680	469,680	519,680
National Credit & Commerce Bank PLC		14,727	14,727	14,727	14,727
		2,607,649	2,604,592	2,607,649	2,604,592
Special notice deposit:					
Dutch-Bangla Bank Mobile Banking-Rocket		9,885,740	5,058,809	9,885,740	5,058,809

Syed Mamar Tayub
Managing Director & CEO
BRAC Bank Investment PLC
Head Office, Dhaka

Mahbubur Rahman FCA
Additional Managing Director & CFO
BRAC Bank PLC.

Tareq Refat Ullah Khan
Managing Director & CEO
BRAC Bank PLC.

M Mahbubur Rahman FCS
Company Secretary
BRAC Bank PLC

A. QASEM & CO. CHARTERED ACCOUNTANTS DHAKA

In Taka

	Particulars	Note	Consolidated 2024	Consolidated 2023	BRAC Bank PLC. 2024	BRAC Bank PLC. 2023
	Term deposits from Banks:					
	Probashi Kallyan Bank		-	40,000,000	-	40,000,000
	Citizens Bank PLC		-	1,400,000,000	-	1,400,000,000
	Rajshahi Krishi Unnayan Bank		800,000,000	200,000,000	800,000,000	200,000,000
			800,000,000	1,640,000,000	800,000,000	1,640,000,000
	Total deposits from banks		812,493,389	1,647,663,401	812,493,389	1,647,663,401
16.7	Payable on demand and time deposit					
	i) Demand deposit					
	Current deposits		241,374,098,691	202,643,970,497	152,779,905,178	128,001,115,424
	Saving deposits (9% of total saving deposits)		8,953,505,742	7,118,731,629	8,953,505,742	7,118,731,629
	Foreign currency deposits		18,893,792,872	13,833,379,656	18,893,792,872	13,833,379,656
	Sundry deposits		9,173,836,796	13,557,114,026	9,173,836,796	13,557,114,026
	Bills payable		3,770,838,887	2,716,819,155	3,770,838,887	2,716,819,155
			282,166,072,988	239,870,014,963	193,571,879,475	165,227,159,890
	ii) Time deposit					
	Saving deposits (91% of total saving deposits)		90,529,891,387	71,978,286,471	90,529,891,387	71,978,286,471
	Foreign currency deposits		11,382,474,842	7,342,065,110	11,382,474,842	7,342,065,110
	Term deposits		349,047,297,072	231,693,643,225	349,207,913,564	231,815,153,232
	Deposit pension schemes (DPS)		26,318,941,332	21,791,302,960	26,318,941,332	21,791,302,960
	Special notice deposit		17,608,940,986	15,753,959,351	17,608,940,986	15,753,959,351
	Security deposits		792,000	1,073,073	792,000	1,073,073
			494,888,337,619	348,560,330,190	495,048,954,111	348,681,840,197
			777,054,410,607	588,430,345,153	688,620,833,586	513,909,000,087
16.8	Maturity wise grouping of deposits and other accounts					
	Repayable on demand		12,797,474,630	17,299,718,101	12,797,474,630	17,299,718,101
	Repayable within 1 month		86,653,140,451	66,075,417,880	74,975,757,370	58,969,098,119
	Over 1 months but within 6 months		158,627,009,204	164,268,442,478	257,004,274,166	164,268,442,478
	Over 6 months but within 1 year		247,895,204,216	118,005,415,473	133,875,314,322	100,379,070,911
	Over 1 year but within 5 years		244,260,334,908	195,273,700,242	209,963,318,022	171,395,570,656
	Over 5 years but within 10 years		26,821,247,198	27,507,650,979	4,695,076	1,597,099,821
	Over 10 years		-	-	-	-
	Total balance		777,054,410,607	588,430,345,153	688,620,833,586	513,909,000,086
	Unclaimed deposits for 10 years or more		53,384,534	57,875,419	53,384,534	57,875,419

As per the Bank Company Act 1991, Section 35, and BRPD Circular No. 10 dated 12 September 2018, if any money or valuable asset (except deposits from the government, minors, or litigation) is unclaimed for ten years or more as of 31 December every year, a three-month' notice will be given to the concerned depositors. Based on the response from the concerned depositors, the amount will be paid to them; otherwise, the reported unclaimed deposit amount will be surrendered to Bangladesh Bank by 30 April 2025. We reported BDT 53,384,534 (including converted FCY amount) as the 10 years and above unclaimed deposit amount as of 31 December 2024 (cutoff date) to Bangladesh Bank." However, the surrendered amount will be finalized after completion of the notice period.

Syed M Omar Tayub
Managing Director & CEO
Prime Bank Investment PLC
Head Office, Dhaka

M Masud Rana FCA
Additional Managing Director & CFO
BRAC Bank PLC.

Tareq Rehat Ullah Khan
Managing Director & CEO
BRAC Bank PLC.

M Mahbubur Rahman FCS
Company Secretary
BRAC Bank PLC

A. QASEM & CO.
GULSHAN
DHAKA
CHARTERED ACCOUNTANTS

In Taka

	Particulars	Note	Consolidated		BRAC Bank PLC.	
			2024	2023	2024	2023
17	**Other liabilities**					
	Provision for loans and advances	17.1	19,701,567,950	17,960,360,461	18,489,732,179	16,748,524,691
	Provision for interest receivable from loan	17.2	40,869,040	31,355,296	40,869,040	31,355,296
	Provisions for off balance sheet Items	17.3	1,148,547,347	1,079,770,556	1,148,547,347	1,079,770,556
	Provision for diminution in value of investments .	17.4	48,732,877	54,699,842	48,732,877	54,699,842
	Provision for other assets	17.5	350,407,070	250,326,862	350,407,070	250,326,862
	Provision against non banking assets (NBA)		7,636,865	6,800,000	7,636,865	6,800,000
	Interest suspense	17.6	1,796,186,975	1,988,749,599	1,796,186,975	1,988,749,599
	Withholding tax payable	17.7	1,104,726,301	577,052,288	1,104,726,301	577,052,288
	VAT payable	17.8	244,907,520	274,860,832	244,907,520	274,860,832
	Excise duty payable		611,660,557	528,765,757	611,660,557	528,765,757
	Provision for taxation net off AIT	17.9	9,121,330,429	7,181,157,352	4,543,543,558	4,226,604,046
	Deferred tax liability	9.4	1,878,563,858	275,135,936	3,328,798,991	1,677,018,501
	Interest payable on borrowings		1,502,708,930	1,170,238,268	1,502,708,930	1,170,238,268
	Accrued expenses		6,098,805,919	4,530,292,398	989,448,722	684,859,664
	Share subscription - IPO (refund warrant)		316,252	291,893	316,252	291,893
	Unclaimed and undistributed dividend	17.10	31,743,945	15,477,955	31,743,945	15,477,955
	Suppliers payable		131,601,437	117,439,983	131,601,437	117,439,983
	Lease liabilities as per IFRS 16		4,684,331,702	4,469,656,993	4,289,290,659	4,010,398,209
	Payable against exchange houses		294,161	-	294,161	-
	Payable against insurances		5,745,950	6,217,443	5,745,950	6,217,443
	Payable against proxy account		2,396,427	2,402,402	2,396,427	2,402,402
	Payable against SWIFT charge		80,602,395	51,529,329	80,602,395	51,529,329
	Start-up Fund	17.11	352,907,106	231,545,408	352,907,106	231,545,408
	Other payables	17.12	6,852,255,475	6,849,328,578	6,852,255,475	6,849,328,578
	Other liabilities of subsidiaries	17.13	3,171,620,729	5,386,335,384	-	-
			58,970,467,217	53,039,790,815	45,955,060,739	40,584,257,402
17.1	**Provision for loans and advances**					
	A. General provision					
	Provisions held at the beginning of the year		5,081,535,788	4,773,786,283	5,081,535,788	4,773,786,283
	Add: Transfer from specific provision		-	-	-	-
	Less: Transfer to specific provision		(784,207,224)	(465,330,715)	(784,207,224)	(465,330,715)
	Add: Net charge to profit and loss A/C		841,481,566	709,645,915	841,481,566	709,645,915
	Add: Exchange difference		88,265,841	63,434,305	88,265,841	63,434,305
	Provisions held at the end of the year		5,227,075,971	5,081,535,788	5,227,075,971	5,081,535,788

Syed M Omar Tayub
Managing Director & CFO
BRAC Bank Investment PLC
Head Office, Dhaka

M Masud Rana FCA
Additional Managing Director & CFO
BRAC Bank PLC.

Tareq Refat Ullah Khan
Managing Director & CEO
BRAC Bank PLC.

M Mahbubur Rahman FCS
Company Secretary
BRAC Bank PLC

A. QASEM & CO. CHARTERED ACCOUNTANTS DHAKA

In Taka

Particulars	Note	Consolidated		BRAC Bank PLC.	
		2024	2023	2024	2023
B. Specific provision					
Provisions held at the beginning of the year (i)		12,878,824,673	10,613,210,514	11,666,988,903	9,401,374,744
Less: Transfer to general provision (ii)		-	-	-	-
Add: Transfer from general provision (iii)		784,207,224	465,330,715	784,207,224	465,330,715
Add: Transfer from interest suspense (iv)		302,138,561	-	302,138,561	-
Less: Write off during the year (v)		(3,363,963,928)	(1,122,610,294)	(3,356,694,532)	(1,122,610,294)
Add: Provision charged for the year (vi)		3,758,940,516	2,849,189,375	3,751,671,119	2,849,189,375
Add: Recovery of written off bad debts (vii)		924,519,756	844,444,215	924,519,756	844,444,215
Add: Exchange difference (viii)		114,344,933	73,704,363	114,344,933	73,704,363
Net charge to profit and loss A/C (ix) = (vi)-(vii)		2,834,420,760	2,004,745,160	2,827,151,363	2,004,745,160
Provisions held at the end of the year (i+ii+iii+iv+v+vii+viii)		14,474,491,979	12,878,824,673	13,262,656,208	11,666,988,903
Total provision held at the end of the year (A+B)		19,701,567,950	17,960,360,461	18,489,732,179	16,748,524,691
17.2 Provision for interest receivable from loan					
Provisions held at the beginning of the year		31,355,296	20,676,127	31,355,296	20,676,127
Add: Net charge to profit and loss A/C		7,876,414	9,945,861	7,876,414	9,945,861
Add: Exchange difference		1,637,330	733,308	1,637,330	733,308
Provisions held at the end of the year		40,869,040	31,355,296	40,869,040	31,355,296
17.3 Provisions for off balance sheet items					
Balance at the beginning of the year		1,079,770,556	911,486,554	1,079,770,556	911,486,554
Provision made during the year		68,776,791	168,284,002	68,776,791	168,284,002
Balance at the end of the year		1,148,547,347	1,079,770,556	1,148,547,347	1,079,770,556

17.3.1 Particulars of required provisions for off balance sheet items - general provision (Bank only)

Particulars	Base for provision	Percentage (%) of required provision	Required provision 2024	Required provision 2023
Acceptances and endorsements (net of UPAS Loans)	37,449,619,380	1%	374,496,194	390,940,451
Irrevocable letters of credit	58,899,396,769	0.5%	294,496,984	236,379,198
Letter of guarantees	32,665,409,171	1%	326,654,092	232,283,261
Total required provision before considering counter guarantee			995,647,270	859,602,910
Deduction for counter guarantee			39,690,994	70,901,765
Total required provision			955,956,276	788,701,145
Total provision maintained (Note 17.3)			1,148,547,347	1,079,770,556
Excess/(short) provision			192,591,071	291,069,411

17.4 Provision for diminution in value of investments					
Balance at the beginning of the year		54,699,842	34,119,549	54,699,842	34,119,549
Add: Provision made/(released) during the year		(5,966,965)	21,830,293	(5,966,965)	21,830,293
Less: Write-off of dividend receivable due to recovery of principal		-	1,250,000	-	1,250,000
Balance at the end of the year		48,732,877	54,699,842	48,732,877	54,699,842

Syed M Omar Tayub
Managing Director & CEO
Prime Bank Investment PLC
Head Office, Dhaka

Md Rabiul Rana FCA
Additional Managing Director & CFO
BRAC Bank PLC.

Tareq Refat Ullah Khan
Managing Director & CEO
BRAC Bank PLC.

M Mehbubur Rahman FCS
Company Secretary
BRAC Bank PLC

A. QASEM & CO. CHARTERED ACCOUNTANTS DHAKA

In Taka

	Particulars	Note	Consolidated		BRAC Bank PLC.	
			2024	2023	2024	2023
17.5	**Provision for other assets**					
	Provisions held at the beginning of the year		250,326,862	247,263,926	250,326,862	247,263,926
	Add: Net movement during the year		100,080,208	3,062,936	100,080,208	3,062,936
	Provisions held at the end of the year		350,407,070	250,326,862	350,407,070	250,326,862

17.5.1 Particulars of required provision for other assets (Bank only)

Other asset type	Other assets balance	Doubtful (50%)	Bad/Loss (100%)	Required provision 31 Dec 2024	Required provision 31 Dec 2023
Unadjusted prepaid expenses	890,257,781	696,595	745,155	1,093,453	9,455,008
Receivable for fraud and forgery-protested bill	130,961,016	-	130,961,016	130,961,016	120,605,216
Receivables from customers for loans and advances	4,486,802,119	-	-	-	-
Receivables from Bangladesh Bank for interest subsidy	322,346,506	-	2,630,167	2,630,167	2,630,167
Accrued Interest on Investment	5,191,693,331	-	518,135	518,135	518,135
Dividend receivables	95,909,440	-	-	-	-
Receivable for BSP/Bond Commission/Service Charge for Govt Stimulus	89,971,570	-	79,391,017	79,391,017	-
Other Accrued Income	22,041,094	-	65,615	65,615	65,615
Advance security deposit	115,663,982	-	779,000	779,000	779,000
Receivables against sanchayapatra	27,495,327	-	-	-	-
Receivable from biTS (as advised by BB)	93,929,793	-	-	939,298	-
Advances, receivables and other settlement balances	7,159,179,328	2,960,206	60,840,318	61,381,123	61,327,441
Receivable against Govt. Cash incentive on wage earners remittance.	2,290,000,000	-	-	-	-
Other unadjusted balances	6,312,519,911	1,362,078	45,515,350	46,196,389	48,233,693
Total required provision for other assets				323,955,213	243,614,275
Total provision maintained				350,407,070	250,326,862
Excess/(short) provision				26,451,857	6,712,587

17.6	**Interest suspense**					
	Balance at the beginning of the year		1,988,749,599	1,710,681,546	1,988,749,599	1,710,681,546
	Add: Amount transferred to "interest suspense" account during the year		3,129,601,055	341,606,414	3,129,601,055	341,606,414
			5,118,350,654	2,052,287,960	5,118,350,654	2,052,287,960
	Less: Amount recovered and adjusted in "interest suspense" account during the year		3,042,488,295	7,073,589	3,042,488,295	7,073,589
	Less: Amount written off during the year		279,675,384	56,464,772	279,675,384	56,464,772
	Balance at the end of the year		1,796,186,975	1,988,749,599	1,796,186,975	1,988,749,599
17.7	**Withholding tax payable**					
	Payable on Interest		718,983,634	362,577,161	718,983,634	362,577,161
	Payable (suppliers)		9,614,991	6,887,948	9,614,991	6,887,948
	Payable (staff salaries and allowance)		32,915,273	26,196,976	32,915,273	26,196,976
	Payable (rent)		5,698,184	5,234,628	5,698,184	5,234,628
	Payable (export)		189,743,835	88,961,297	189,743,835	88,961,297
	Payable on commission paid		36,836,299	20,659,754	36,836,299	20,659,754

Syed M Omar Tayub
Managing Director & CFO
Prime Bank Investment PLC
Head Office, Dhaka

M Masud Rana FCA
Additional Managing Director & CFO
BRAC Bank PLC.

Tareq Rezt Ullah Khan
Managing Director & CEO
BRAC Bank PLC

Mahbubur Rahman FCS
Company Secretary
BRAC Bank PLC

A. QASEM & CO. CHARTERED ACCOUNTANTS DHAKA

In Taka

Particulars	Note	Consolidated		BRAC Bank PLC.	
		2024	2023	2024	2023
Payable on certain services		11,350,480	7,180,594	11,350,480	7,180,594
Payable on export cash subsidy		30,761,634	10,537,691	30,761,634	10,537,691
Payable on local LC		2,845,466	2,132,884	2,845,466	2,132,884
Payable on foreign buyer agent		45,236,329	29,791,267	45,236,329	29,791,267
Freight forward agency commission		485,687	849,441	485,687	849,441
Payable on IGW services		1,579,186	3,815,561	1,579,186	3,815,561
Payable on others		18,675,303	12,227,086	18,675,303	12,227,086
		1,104,726,301	577,052,288	1,104,726,301	577,052,288
17.8 VAT Payable					
Payable on banking service		120,779,157	104,142,835	120,779,157	104,142,835
Payable - supplier		48,530,006	93,780,142	48,530,006	93,780,142
Payable - rent		15,241,310	13,958,440	15,241,310	13,958,440
Payable - DPDC, DESCO, BPDB & REB		60,357,047	62,979,415	60,357,047	62,979,415
		244,907,520	274,860,832	244,907,520	274,860,832
17.9 Provision for taxation net off AIT (Bank only)					
A. Provision for tax:					
Balance at the beginning of the year				22,658,658,412	31,267,764,084
Less: Adjusted during the year				(2,561,557,782)	(13,250,581,446)
Net addition during the year				6,349,742,457	4,641,475,774
Balance at the end of the year				26,446,843,087	22,658,658,412
B. Advance income tax:					
Balance at the beginning of the year				18,432,054,366	27,123,405,060
Less: Adjusted during the year				(2,537,606,824)	(12,483,778,596)
Add: Paid during the year				6,008,851,987	3,792,427,902
Balance at the end of the year				21,903,299,529	18,432,054,366
Provision for taxation (A-B)				4,543,543,558	4,226,604,046
Corporate tax position of the Bank has been presented in Annexure F.					
17.10 Unclaimed and undistributed dividend (Bank Only)					
Cash Dividend 2019				3,393,198	3,493,032
Cash Dividend 2020				4,717,654	4,743,024
Cash Dividend 2021				2,802,329	2,899,679
Cash Dividend 2022				4,052,970	4,188,613
Cash Dividend 2023				16,575,224	-
Fractional Dividend				202,570	153,607
				31,743,945	15,477,955

Further to above, in pursuant to SEC/SRMIC/165-2020/part-1/182, dated July 19, 2021 and Capital Market Stabilization Fund, Rules 2021 issued by Bangladesh Securities and Exchange Commission (BSEC) regarding transfer the amount held against unclaimed dividend/undistributed /unsettled public subscription money for the period of more than 3 (three) years; we have transferred the amount BDT 60,840,320 to the Capital Market Stabilization Fund (CMSF).

Syed M. Omar Tayub
Managing Director & CEO
Prime Bank Investment PLC
Head Office, Dhaka

Md. Masud Rana FCA
Additional Managing Director & CFO
BRAC Bank PLC.

Tareq Refat Ullah Khan
Managing Director & CEO
BRAC Bank PLC.

Md. Abdur Rahman FCS
Company Secretary
BRAC Bank PLC

A. QASEM & CO.
GULSHAN
DHAKA
CHARTERED ACCOUNTANTS

In Taka

Particulars	Note	Consolidated		BRAC Bank PLC.	
		2024	2023	2024	2023
17.11 Start-up fund (Bank Only)					
As per SMESPD circular 04 dated March 29, 2021 and SMESPD circular letter 05 dated April 26, 2021, 1% of net profit after tax has been transferred to the fund. The details are given below:					
Balance at the beginning of the year				231,545,408	158,509,361
Addition during the period (1% of PAT)				121,361,698	73,036,047
Closing balance at the end of the year				352,907,106	231,545,408
17.12 Other payables					
Payables related to cards and others		1,153,373,490	1,210,502,207	1,153,373,490	1,210,502,207
Payable to merchant		1,482,507	4,621,125	1,482,507	4,621,125
Payables to co brand ATM		-	3,106,745	-	3,106,745
Miscellaneous payable		5,697,399,478	5,631,098,501	5,697,399,478	5,631,098,501
		6,852,255,475	6,849,328,578	6,852,255,475	6,849,328,578
17.13 Other liabilities of subsidiaries					
BRAC EPL Investments Limited		50,559,203	25,343,697		
BRAC EPL Stock Brokerage Limited		1,035,055,895	944,412,024		
bKash Limited		2,155,443,701	4,276,647,309		
BRAC Saajan Exchange Limited		-	164,564,368		
		3,241,058,799	5,410,967,398		
Less: Inter company transactions:					
BRAC Bank PLC.		28,108,499	13,374,981		
BRAC EPL Investments Limited		3,628,105	1,973,635		
BRAC EPL Stock Brokerage Limited		22,230,493	-		
bKash Limited		15,470,973	9,283,398		
		69,438,070	24,632,014		
		3,171,620,729	5,386,335,384		
18 Share capital					
18.1 Authorized capital					
5,000,000,000 ordinary shares of Tk. 10 each				50,000,000,000	50,000,000,000
Authorized Share capital was increased from 20,000,000,000 to BDT 50,000,000,000 which is approved by the shareholder at its 24th AGM, held on 31 May 2023.					
18.2 Issued, Subscribed and Paid up capital					
100,000,000 Ordinary Shares of Tk. 10/- each issued for cash				1,000,000,000	1,000,000,000
1,141,54,81,903 Ordinary Shares of Tk. 10/- each issued as bonus share				14,154,819,030	12,545,989,810
26,400,000 Right Shares of Tk. 10/- each issued in 2008				264,000,000	264,000,000
221,652,288 Right Shares of Tk. 10/- each issued in 2014				2,216,522,880	2,216,522,880
1,149,589 Ordinary Shares of Tk. 10/- each issued as 1st bond converted share in 2016				11,495,890	11,495,890
2,237,835 Ordinary Shares of Tk. 10/- each issued as 2nd bond converted share in 2017				22,378,350	22,378,350
2,790,534 Ordinary Shares of Tk. 10/- each issued as 3rd bond converted share in 2018				27,905,340	27,905,340
				17,697,121,490	16,088,292,270

Syed M Omar Tayub
Managing Director & CEO
Prime Bank Investment PLC
Head Office, Dhaka

Masud Rana FCA
Additional Managing Director & CFO
BRAC Bank PLC.

Tareq Refa Ullah Khan
Managing Director & CEO
BRAC Bank PLC.

M Habibur Rahman FCS
Company Secretary
BRAC Bank PLC

A. QASEM & CO. CHARTERED ACCOUNTANTS DHAKA

18.2.1 History of paid-up capital

Given below the history of raising of share capital of BRAC Bank PLC.:

Particulars	Allotment year	Number of shares issued		Total paid up shares (No of shares)	Addition in amount of share capital (BDT)	Total paid up capital (BDT)
		Bonus shares	Subscription			
First (Subscription to the Memorandum and Articles of Association) at the time of Incorporation	1999	-	2,000,000	2,000,000	200,000,000	200,000,000
BRAC (subscription)	2001	-	500,000	2,500,000	50,000,000	250,000,000
BRAC (subscription)	2003	-	674,500	3,174,500	67,450,000	317,450,000
ShoreCap International Ltd.	2004	-	875,700	4,050,200	87,570,000	405,020,000
International Finance Corporation	2004	-	949,800	5,000,000	94,980,000	500,000,000
IPO	2006	5,000,000	-	10,000,000	500,000,000	1,000,000,000
Bonus Share 20%	2007	2,000,000	-	12,000,000	200,000,000	1,200,000,000
Bonus Share 10%	2008	1,200,000	-	13,200,000	120,000,000	1,320,000,000
Right Share 20%	2008	-	2,640,000	15,840,000	264,000,000	1,584,000,000
Bonus Share 30%	2009	4,752,000	-	20,592,000	475,200,000	2,059,200,000
Bonus Share 30%	2010	6,177,600	-	26,769,600	617,760,000	2,676,960,000
Bonus Share 20%	2011	5,353,920	-	32,123,520	535,392,000	3,212,352,000
Denomination of face value from Tk.100 to Tk.10 per share	2011	-	-	321,235,200	-	3,212,352,000
Bonus Share 20%	2012	64,247,040	-	385,482,240	642,470,400	3,854,822,400
Bonus Share 15%	2013	57,822,336	-	443,304,576	578,223,360	4,433,045,760
Bonus Share 10%	2014	44,330,457	-	487,635,033	443,304,570	4,876,350,330
Right share 50%	2014	-	221,652,288	709,287,321	2,216,522,880	7,092,873,210
Fresh Issue against Bond, 1st Conversion of Bond	2016	-	1,149,589	710,436,910	11,495,890	7,104,369,100
Fresh Issue against Bond, 2nd Conversion of Bond	2017	-	2,237,835	712,674,745	22,378,350	7,126,747,450
Bonus Share 20%	2017	142,534,949	-	855,209,694	1,425,349,490	8,552,096,940
Fresh Issue against Bond, 3rd Conversion of Bond	2018	-	2,790,534	858,000,228	27,905,340	8,580,002,280
Bonus Share 25%	2018	214,500,057	-	1,072,500,285	2,145,000,570	10,725,002,850
Bonus Share 15%	2019	160,875,042	-	1,233,375,327	1,608,750,420	12,333,753,270
Bonus Share 7.50%	2020	92,503,149		1,325,878,476	925,031,490	13,258,784,760
Bonus Share 5%	2021	66,293,923	-	1,392,172,399	662,939,230	13,921,723,990
Bonus Share 7.50%	2022	104,412,929	-	1,496,585,328	1,044,129,290	14,965,853,280
Bonus Share 7.50%	2023	112,243,899	-	1,608,829,227	1,122,438,990	16,088,292,270
Bonus Share 10%	2024	160,882,922	-	1,769,712,149	1,608,829,220	17,697,121,490
Total					17,697,121,490	

	Consolidated		BRAC Bank PLC.	
	2024	2023	2024	2023
18.2.2 Issued, subscribed and paid up capital				
Balance at the beginning of the year	16,088,292,270	14,965,853,280	16,088,292,270	14,965,853,280
Add: Stock dividend of 2023 issued in 2024	1,608,829,220	1,122,438,990	1,608,829,220	1,122,438,990
Balance at the end of the year	17,697,121,490	16,088,292,270	17,697,121,490	16,088,292,270

Syed M Omar Tayub
Managing Director & CEO
Prime Bank Investment PLC
Head Office, Dhaka

Mahmood Rana FCA
Additional Managing Director & CFO
BRAC Bank PLC.

Tareq Rehan Miah Khan
Managing Director & CEO
BRAC Bank PLC.

Mahbubur Rahman FCS
Company Secretary
BRAC Bank PLC

A. QASEM & CO. CHARTERED ACCOUNTANTS

18.3 Initial public offering (IPO)

According to IPO rules 2006 "Initial public offering (IPO)" means first offering of security by an issuer to the general public. Out of the total issued, subscribed, and fully paid up capital of the bank 5,000,000 ordinary shares of Tk. 100.00 each amounting to Taka 500,000,000 was raised through Initial public offering of shares held in 2006.

18.4 Cash dividend/bonus issue

On 30 May 2024, 20% Dividend (10% stock & 10% Cash) were approved by the shareholders at it's 25th Annual General Meeting. The stock dividend was distributed on 05 June 2024 accordingly.

18.4.1 The Bank held its 8th EGM on 3 November 2011 and changed the face value of share from Tk. 100 per share to Tk. 10 per share and market lot of shares from 50 shares to 500 shares in each lot. At 11 December 2014, DSE new Trading system launched that neutralize market lot into 1 shares.

18.5 Ordinary Shares

	No. of Shares (2024)	% of shareholding (2024)	2024 Taka	2023 Taka
Sponsor & Director	817,105,339	46.17%	8,171,053,390	7,439,757,730
Government	-		-	-
Institutions	249,502,344	14.10%	2,495,023,440	2,608,163,220
Foreign	562,054,211	31.76%	5,620,542,110	4,858,068,490
General public	141,050,255	7.97%	1,410,502,550	1,182,302,830
	1,769,712,149	100%	17,697,121,490	16,088,292,270

18.5.1 Share trading

Trading of BRAC Bank's ordinary shares was started on 31 January 2007 at Dhaka Stock Exchange (DSE) and Chittagong Stock Exchange (CSE). The closing market price on 31 December 2024 was Tk. 49.00 at Dhaka Stock Exchange (DSE) and Tk. 48.70 at Chittagong Stock Exchange (CSE).

18.6 Classification of shareholding

Range of holding of shares	Number of shareholders (2024)	Number of shares (2024)	% of holding of shares (2024)
Less than 500	6,448	970,470	0.05%
500 to 5,000	8,363	15,459,451	0.87%
5,001 to 10,000	2,073	15,176,788	0.86%
10,001 to 20,000	953	13,690,746	0.77%
20,001 to 30,000	348	8,679,700	0.49%
30,001 to 40,000	180	6,384,836	0.36%
40,001 to 50,000	132	5,961,815	0.34%
50,001 to 100,000	238	16,847,115	0.95%
100,001 to 1,000,000	308	94,560,941	5.34%
Over 1,000,000	84	1,591,980,287	89.96%
Total	19,127	1,769,712,149	100%

Syed M Omar Tayub
Managing Director & CEO
Prime Bank Investment PLC
Head Office, Dhaka

Rashid Rana FCA
Additional Managing Director & CFO
BRAC Bank PLC.

M Mahbubur Rahman FCS
Company Secretary
BRAC Bank PLC

Tareq Refat Ullah Khan
Managing Director & CEO
BRAC Bank PLC

A. QASEM & CO.
CHARTERED ACCOUNTANTS
DHAKA

18.6.1 Name of the directors and their shareholdings as at 31 December 2024:

Name	Status	Opening position	Closing position	% of shares held as on 31 Dec 2024	% of shares held as on 31 Dec 2023
Mr. Meheriar M Hasan, Chairperson (Nominated by BRAC)	Nominated Director	NIL	NIL	NIL	NIL
Mr. Faruq Mayeenuddin Ahmed, Vice-Chairperson	Independent Director	NIL	NIL	NIL	NIL
Mr. Asif Saleh (Nominated by BRAC)	Nominated Director	66,624	73,286	0.004%	0.004%
Ms. Farzana Ahmed	Independent Director	NIL	NIL	NIL	NIL
Dr. Zahid Hussain	Independent Director	NIL	NIL	NIL	NIL
Mr. Salek Ahmed Abul Masrur	Independent Director	NIL	NIL	NIL	NIL
Ms. Anita Ghazi Rahman	Independent Director	NIL	NIL	NIL	NIL
Mr. Chowdhury MAQ Sarwar	Independent Director	NIL	NIL	NIL	NIL
Ms. Lila Rashid	Independent Director	NIL	NIL	NIL	NIL

		BRAC Bank PLC.	
Share premium	Year of issuance	2024	2023
5,000,000 ordinary shares @ Tk. 70 per share	2006	350,000,000	350,000,000
2,640,000 ordinary shares @ Tk. 400 per share	2008	1,056,000,000	1,056,000,000
221,652,288 ordinary shares @ Tk. 10 per share	2014	2,216,522,880	2,216,522,880
1,149,589 ordinary shares @ Tk. 32.55 per share	2016	37,419,151	37,419,151
2,237,835 ordinary shares @ Tk. 35.10 per share	2017	78,548,041	78,548,041
2,790,534 ordinary shares @ Tk. 41.31 per share	2018	115,276,960	115,276,960
		3,853,767,032	3,853,767,032

18.7.1 Particulars of share premium

Sponsor:		
BRAC	1,324,534,000	1,324,534,000
Others	192,580	192,580
Non sponsor:		
International Finance Corporation (IFC)	219,056,640	219,056,640
ShoreCap International Limited	92,473,920	92,473,920
Non Resident Bangladeshis	91,555,530	91,555,530
Mutual Funds	189,254,190	189,254,190
General Public	1,936,700,172	1,936,700,172
	3,853,767,032	3,853,767,032

Syed M Omar Tayub
Managing Director & CFO
Prime Bank Investment PLC
Head Office, Dhaka

Mahbubur Rana FCA
Additional Managing Director & CFO
BRAC Bank PLC.

M Mahbubur Rahman FCS
Company Secretary
BRAC Bank PLC.

Tareq Refat Ullah Khan
Managing Director & CEO
BRAC Bank PLC.

A. QASEM & CO.
CHARTERED ACCOUNTANTS
DHAKA

18.8 Capital Adequacy Ratio - As per BASEL-III

Amount in Taka

Particulars	Consolidated		BRAC Bank PLC.	
	2024	2023	2024	2023
Common equity tier-1 (going concern capital)				
Fully paid-up capital	17,697,121,490	16,088,292,270	17,697,121,490	16,088,292,270
Non-repayable share premium account	3,853,767,032	3,853,767,032	3,853,767,032	3,853,767,032
Statutory reserve	14,038,055,470	12,312,787,273	13,843,354,458	12,234,525,238
Retained earnings	40,311,362,920	33,197,686,658	29,737,218,960	22,662,708,101
Dividend equalization fund	355,218,455	355,218,455	355,218,455	355,218,455
Minority/Non-controlling interest in subsidiaries	22,510,072,109	20,478,928,578	-	-
Sub-total	98,765,597,476	86,286,680,266	65,486,680,395	55,194,511,096
Regulatory adjustments				
Goodwill and all other intangible assets	5,055,520,029	4,844,732,464	781,335,327	871,776,724
Deferred tax assets (DTA)	7,898,242,755	7,948,509,998	5,939,181,442	5,391,254,781
Sub-total	12,953,762,784	12,793,242,462	6,720,516,769	6,263,031,505
Total admissible tier-1 capital	85,811,834,692	73,493,437,804	58,766,163,626	48,931,479,591
Tier-2 capital (going concern capital)				
General provision	6,375,623,318	6,161,306,344	6,375,623,318	6,161,306,344
Subordinated debt	6,287,000,000	-	6,287,000,000	-
Sub-total	12,662,623,318	6,161,306,344	12,662,623,318	6,161,306,344
Maximum limit of tier-2 capital (Tier 2 capital can be maximum up to 4.0% of the total RWA or 88.89% of CET1, whichever is higher)	64,757,423,035	55,809,583,126	41,586,187,079	34,744,818,049
Total admissible tier-2 capital	12,662,623,318	6,161,306,344	12,662,623,318	6,161,306,344
Total Regulatory capital	98,474,458,010	79,654,744,148	71,428,786,944	55,092,785,935
Total risk weighted assets (RWA)	518,414,112,410	428,328,026,751	479,280,734,657	393,753,055,790
Minimum capital requirement (MCR - 10%)	51,841,411,241	42,832,802,675	47,928,073,466	39,375,305,579
Minimum Capital Requirement with capital conservation buffer @ 12.5%	64,801,764,051	53,541,003,344	59,910,091,832	49,219,131,974
Surplus/ (deficiency)	33,672,693,959	26,113,740,804	11,518,695,112	5,873,653,961
Capital adequacy ratio:				
Common equity tier-1 (against standard of minimum 6%)	16.55%	17.16%	12.26%	12.43%
Capital to risk-weighted asset ratio (CRAR)*	19.00%	18.60%	14.90%	13.99%
Minimum CRAR %	12.50%	12.50%	12.50%	12.50%
Surplus/(deficiency) %	6.50%	6.10%	2.40%	1.49%

* In Standalone regulatory capital calculation, fair value gain of BDT 8,233,329,677 on investment in subsidiaries and associates arisen out of application of IFRS 9 for the measurement of equity investment in subsidiaries and associate at fair value. The fair value gain/loss reported as FVOCI directly as part of equity as per IFRS 9. In absence of any specific guidelines for the treatment of Fair value gain/loss in Risk Based Capital Adequacy guidelines by Bangladesh Bank, the fair value gain /loss has not been considered as part of Tier 1 capital. However, as this has emerged from implementation of IFRS 9 (which came in to effect in 2018), we have requested Bangladesh Bank for their guidance on the same. While the fair value gain /loss is a part of Tier 1 capital according to the recommendation of International Basel Committee. Had the fair value gain/loss been considered as component of Tier-I capital as per international practice, the standalone Regulatory Capital to Risk-weighted Asset Ratio (CRAR) would have been (Proforma) at 16.21%.

Syed Nomar Tayub
Managing Director & CEO
Prime Bank Investment PLC
Head Office, Dhaka

Md. Masud Rana FCA
Additional Managing Director & CFO
BRAC Bank PLC.

M Mahbubur Rahman FCS
Company Secretary
BRAC Bank PLC

Tareq Rezwan Ullah Khan
Managing Director & CEO
BRAC Bank PLC.

A. QASEM & CO.
CHARTERED ACCOUNTANTS
DHAKA

In Taka

	Particulars	Note	Consolidated		BRAC Bank PLC.	
			2024	2023	2024	2023
19	**Statutory reserve**					
	Balance at the beginning of the year		12,312,787,273	11,148,169,834	12,234,525,238	11,112,086,248
	Transferred from profit during the year		1,725,268,197	1,164,617,439	1,608,829,220	1,122,438,990
	Balance at the end of the year		14,038,055,470	12,312,787,273	13,843,354,458	12,234,525,238
20	**Revaluation reserve on govt. securities**					
	Balance at the beginning of the year		183,523,000	1,337,245,165	183,523,000	1,337,245,165
	Add: Addition during the year		12,044,419,047	663,286,891	12,044,419,047	663,286,891
	Less: Adjustment during the year		11,278,189,278	1,817,009,056	11,278,189,278	1,817,009,056
			949,752,769	183,523,000	949,752,769	183,523,000
21	**Fair value gain/(loss) on equity investment (Standalone)**					
	Balance at the beginning of the year				7,944,001,202	7,671,468,018
	Add: Net change during the year				289,328,477	272,533,184
					8,233,329,679	7,944,001,202
22	**Surplus in profit and loss account/Retained earnings (standalone)**					
	Balance at the beginning of the year				22,662,708,101	18,798,934,456
	Gain on disposal of NBA				-	522,000
	Add: Remeasurements gain/(loss) of defined benefits liabilities (assets)	9.5.3			(113,809,537)	-
	Add: Retained surplus for the year				12,136,169,761	7,303,604,668
	Less: Transfer to statutory reserve				1,608,829,220	1,122,438,990
	Less: Start-up Fund				121,361,698	73,036,047
	Less: Cash dividend paid				1,608,829,227	1,122,438,996
	Less: Bonus share issued				1,608,829,220	1,122,438,990
	Closing balance				29,737,218,960	22,662,708,101
22.1	**Surplus in profit and loss account/Retained earnings (Consolidated)**					
	BRAC Bank PLC.		29,737,218,960	22,662,708,101		
			29,737,218,960	22,662,708,101		
	BRAC EPL Investment Limited					
	Opening balance		(1,343,044,310)	(1,334,655,599)		
	Add: Retained surplus/(deficit) for the year		(582,815,707)	(8,388,711)		
	Less: Impairment of goodwill		(246,289,821)	-		
	Sub total		(2,172,149,838)	(1,343,044,310)		
	BRAC EPL Stock Brokerage Limited					
	Opening balance		1,018,948,729	988,635,674		
	Add: Retained surplus/(deficit) for the year		(36,129,431)	37,270,694		
	Less: Transfer to statutory reserve		(3,701,642)	(6,957,639)		
	Sub total		979,117,656	1,018,948,729		

Syed M Omar Tayub
Managing Director & CEO
BRAC Investment PLC
Head Office, Dhaka

Mahmood Rana FCA
Additional Managing Director & CEO
BRAC Bank PLC.

Shareq Refat Ullah Khan
Managing Director & CEO
BRAC Bank PLC.

M Anisur Rahman FCS
Company Secretary
BRAC Bank PLC.

A. QASEM & CO. CHARTERED ACCOUNTANTS DHAKA

In Taka

Particulars	Note	Consolidated		BRAC Bank PLC.	
		2024	2023	2024	2023
bKash Limited					
Opening balance		11,091,850,158	10,790,569,760		
Add: Retained surplus/(deficit) for the year		1,128,981,646	371,706,584		
Less: Transfer to statutory reserve		(112,737,334)	(35,220,810)		
Add: Share issue cost due to issuance of bonus share		-	(16,029,696)		
Add: Remeasurements of defined benefits liability (assets)		115,241	(19,175,680)		
Sub total		12,108,209,711	11,091,850,158		
BRAC Saajan Exchange Limited					
Opening balance		(249,241,615)	(136,513,397)		
Add: Prior year Adj due to provision release		4,997,470	-		
Add: Retained surplus/(deficit) for the year		(110,573,640)	(112,728,218)		
Add: Effect of change of shareholding		(9,578,851)	-		
Sub total		(364,396,636)	(249,241,615)		
Associates					
Opening balance - (biTS)		16,465,595	(2,165,162)		
Add: Share of profit/(loss) of equity in associate company - (biTS)		6,897,472	18,630,757		
Sub total		23,363,067	16,465,595		
		40,311,362,920	33,197,686,658		
22.1.1 Net effect of all items directly recognised in equity					
Effect of change of shareholding in subsidiaries		(4,581,381)	-	-	-
Disposal of Non Banking Asset		-	522,000	-	522,000
Share issue cost due to issuance of bonus share		-	(16,029,696)	-	-
Remeasurement of defined benefits liabilities (assets) - Gratuity		(113,694,295)	(19,175,680)	(113,809,537)	-
		(118,275,676)	(34,683,376)	(113,809,537)	522,000
22.2 Non-controlling interest					
BRAC EPL Investments Limited		393,441	712,114		
BRAC EPL Stock Brokerage Limited		144,562,435	148,576,816		
bKash Limited		22,363,617,911	20,333,486,642		
BRAC SAAJAN Exchange Limited		1,498,322	(3,846,994)		
		22,510,072,109	20,478,928,578		

22.2.1 Reconciliation of Non-controlling interest

Particulars	BRAC EPL Investments Ltd.	BRAC EPL Stock Brokerage Ltd.	bKash Limited	BRAC SAAJAN Exchange Limited
Opening balance	712,114	148,576,816	20,333,486,642	(3,846,994)
Add: Share of profit/(loss)	(318,673)	(4,014,381)	2,029,924,064	(3,349,335)
Add: Prior year Adj due to provision release	-	-	-	151,376
Add: Adjustment for shareholdings change	-	-	-	8,872,426
Add: Translation adjustment	-	-	-	(329,151)
Add: Remeasurements loss on defined benefits liability (assets)	-	-	207,205	-
	393,441	144,562,435	22,363,617,911	1,498,322

Syed Mahmar Tayub
Managing Director & CEO
BRAC Bank PLC
Head Office, Dhaka

Ashfaqul Rana FCA
Additional Managing Director & CFO
BRAC Bank PLC.

Tareq Refat Ullah Khan
Managing Director & CEO
BRAC Bank PLC.

M. Mahbubur Rahman FCS
Company Secretary
BRAC Bank PLC

A. QASEM & CO.
CHARTERED ACCOUNTANTS
DHAKA

In Taka

	Particulars	Note	Consolidated		BRAC Bank PLC.	
			2024	2023	2024	2023
23	**Contingent liabilities**					
	Acceptances and endorsements*		37,449,619,380	39,094,045,121	37,449,619,380	39,094,045,121
	Irrevocable letters of credit		58,899,396,769	47,275,839,538	58,899,396,769	47,275,839,538
	Total Letters of credit and acceptances and endorsements	23.1	96,349,016,149	86,369,884,659	96,349,016,149	86,369,884,659
	Letter of guarantees	23.2	32,665,409,171	23,228,326,077	32,665,409,171	23,228,326,077
	Bills for collection	23.3	39,544,067,880	27,660,068,037	39,544,067,880	27,660,068,037
	Other Commitments	23.4	58,682,178,027	45,329,433,413	58,682,178,027	45,329,433,413
			227,240,671,227	182,587,712,186	227,240,671,227	182,587,712,186
	*Acceptances and endorsements excludes acceptance from DBU for which funding is made from OBU.					
23.1	**Irrevocable letters of credit including acceptances and endorsements**					
	Letter of credit (Inland)		202,713,434	284,292,354	202,713,434	284,292,354
	Letter of credit (General)		43,523,218,328	37,428,074,859	43,523,218,328	37,428,074,859
	Back to back L/C		15,173,465,006	9,563,472,324	15,173,465,006	9,563,472,324
	Back to back bills		16,579,475,171	12,369,860,579	16,579,475,171	12,369,860,579
	Non Back to Back bills		20,870,144,210	26,724,184,543	20,870,144,210	26,724,184,543
			96,349,016,149	86,369,884,659	96,349,016,149	86,369,884,659
	Less: Margin		3,300,048,957	3,134,765,697	3,300,048,957	3,134,765,697
			93,048,967,192	83,235,118,962	93,048,967,192	83,235,118,962
23.2	**Letter of guarantees**					
	Letter of guarantee (Local)		25,937,518,624	13,497,606,232	25,937,518,624	13,497,606,232
	Letter of guarantee (Foreign)		1,646,485,500	1,678,385,500	1,646,485,500	1,678,385,500
	Foreign counter guarantee		5,081,405,047	8,052,334,345	5,081,405,047	8,052,334,345
			32,665,409,171	23,228,326,077	32,665,409,171	23,228,326,077
	Less: Margin		528,311,189	498,563,662	528,311,189	498,563,662
			32,137,097,982	22,729,762,415	32,137,097,982	22,729,762,415
	Balance for which the Bank is contingently liable in respect of guarantee issued favouring:					
	Government		20,889,113,689	18,692,477,390	20,889,113,689	18,692,477,390
	Banks and other financial institutions		4,820,564,697	688,067,659	4,820,564,697	688,067,659
	Others		6,955,730,785	3,847,781,029	6,955,730,785	3,847,781,029
			32,665,409,171	23,228,326,078	32,665,409,171	23,228,326,078
	Less: Margin		528,311,189	498,563,662	528,311,189	498,563,662
			32,137,097,982	22,729,762,416	32,137,097,982	22,729,762,416
23.3	**Bills for collection**					
	Outward local bills for collection		25,499,319,879	17,111,883,573	25,499,319,879	17,111,883,573
	Outward foreign bills for collection		14,044,748,001	10,548,184,464	14,044,748,001	10,548,184,464
			39,544,067,880	27,660,068,037	39,544,067,880	27,660,068,037
23.4	**Other Commitments**					
	Swap deals with banks and customers		38,018,835,945	31,645,244,971	38,018,835,945	31,645,244,971
	Spot and forward deals with banks and customers		20,663,342,082	13,684,188,442	20,663,342,082	13,684,188,442
			58,682,178,027	45,329,433,413	58,682,178,027	45,329,433,413

Syed M Omar Tayub
Managing Director & CFO
Prime Bank Investment PLC
Head Office, Dhaka

Md. Rana FCA
Additional Managing Director & CFO
BRAC Bank PLC.

Tareq Refat Ullah Khan
Managing Director & CEO
BRAC Bank PLC.

N. Mahbubur Rehman FCS
Company Secretary
BRAC Bank PLC

A. QASEM & CO.
CHARTERED ACCOUNTANTS
DHAKA

In Taka

	Particulars	Note	Consolidated		BRAC Bank PLC.	
			2024	2023	2024	2023
23.5	**Significant concentration wise grouping**					
	i) Documentary credits and short term trade related transactions		168,558,493,200	137,258,278,773	168,558,493,200	137,258,278,773
	ii) Forward asset purchased and forward deposits placed		-	-	-	-
	iii) Undrawn formal standby facilities, credit lines and commitments to lend:					
	-Under one year		-	-	-	-
	-One year and over;		-	-	-	-
	iv) Spot and forward foreign exchange rate contracts		-	-	-	-
	v) Other exchange contracts		20,663,342,082	13,684,188,442	20,663,342,082	13,684,188,442
	vi) Others		38,018,835,945	31,645,244,971	38,018,835,945	31,645,244,971
			227,240,671,227	182,587,712,186	227,240,671,227	182,587,712,186
23.6	**Other contingent liabilities (Taxation)**					
	Large Tax Payers (VAT) Office has issued a Demand Order of BDT 23,700,000 against VAT audit for the Income year 2009 and BDT 20,000,000 against VAT audit for the Income year 2010. The Bank has filed appeal before the Honorable High Court Division against the order no. VAT- 123/2013 dated 05 August 2013 and VAT-44/2014 dated 08 May 2014 respectively of the Customs, Excise and VAT Appellate Tribunal on the said demand.					
23.7	**Suit filed by the Bank**					
	No law suit has been filed by the bank against contingent liabilities. However, there are two performance guarantees under litigation between Bank's customers and beneficiaries. Adequate provisions has been kept against these contingencies.					
24	**Income statement**					
	Income:					
	Interest, discount and similar income	24.1	84,521,135,349	52,883,680,153	74,352,312,579	44,994,203,989
	Dividend income	27	427,359,004	140,818,983	427,359,004	140,818,983
	Fees, commission and brokerage	24.2	15,637,307,971	11,479,597,402	6,122,406,913	4,612,541,640
	Gains less losses arising from government securities		2,438,226,576	1,525,929,121	2,438,226,576	1,525,929,121
	Gains less losses arising from investment securities/trading shares-MF		(677,899)	232,423	(677,899)	232,423
	Gains less losses arising from dealing from foreign currencies	28	3,174,922,194	1,559,294,440	3,174,922,194	1,559,294,440
	Other operating income	29	252,335,865	172,424,955	226,693,387	144,756,155
			106,450,609,060	67,761,977,477	86,741,242,754	52,977,776,751
	Expenses:					
	Interest paid on deposits and borrowings etc.	26	42,119,865,188	21,315,015,978	42,490,831,604	21,367,306,733
	Administrative expenses	24.3	27,089,437,469	22,630,562,226	14,547,975,826	12,231,921,128
	Impairment of goodwill	36	246,289,821	-	-	-
	Depreciation on banking assets	37	4,168,307,591	3,781,491,583	2,051,837,584	1,905,986,024
	Other operating expenses	38	4,885,781,126	4,308,309,733	4,223,364,347	3,542,298,151
			78,509,681,195	52,035,379,520	63,314,009,361	39,047,512,036
	Operating Profit/Profit before provision		27,940,927,865	15,726,597,957	23,427,233,393	13,930,264,715
24.1	**Interest, discount and similar income**					
	Interest on loans and advances		55,268,565,483	38,163,889,645	55,160,814,762	38,011,099,773
	Interest on balance with other banks		3,406,435,259	1,864,356,764	512,417,738	380,686,431
	Interest on fixed deposits with other banks		(1,196,078,553)	894,680,620	(815,323,330)	(247,314,375)

Syed M Omar Tayub
Managing Director & CEO
Prime Bank Investment PLC
Head Office, Dhaka

Md. Masud Rana FCA
Additional Managing Director & CFO
BRAC Bank PLC.

Tareq Refat Ullah Khan
Managing Director & CEO
BRAC Bank PLC.

M Mahbubur Rahman FCS
Company Secretary
BRAC Bank PLC

A. QASEM & CO.
CHARTERED ACCOUNTANTS
DHAKA

In Taka

Particulars	Note	Consolidated		BRAC Bank PLC.	
		2024	2023	2024	2023
Other interest income		1,094,587,513	941,035,161	1,094,587,513	941,035,161
Interest on government securities		18,184,326,968	5,339,076,892	18,184,326,968	5,339,076,892
Interest on reverse repo		48,057,137	365,506,050	48,057,137	365,506,050
Interest on corporate & subordinated bond		165,650,469	203,397,035	165,650,469	203,397,035
Interest on interest rate swap (IRS)		1,781,322	5,378,275	1,781,322	5,378,275
Gain (loss) on interest rate swap (IRS) position		-	(4,661,253)	-	(4,661,253)
Investment income/loss from subsidiaries		7,547,809,751	5,111,020,964	-	-
		84,521,135,349	52,883,680,153	74,352,312,579	44,994,203,989
24.2 Fees, commission and brokerage					
Fees		3,598,353,510	2,676,024,243	3,598,353,510	2,676,024,243
Commission		12,038,954,461	8,803,573,159	2,524,053,403	1,936,517,397
		15,637,307,971	11,479,597,402	6,122,406,913	4,612,541,640
24.3 Administrative expenses					
Salaries and allowances		17,385,245,127	14,513,613,226	11,967,250,774	10,129,813,829
Rent, taxes, insurance, electricity etc.		947,996,939	818,310,310	642,571,657	576,282,623
Legal expenses		22,978,444	48,644,306	18,316,773	19,194,962
Postage, stamps, telecommunication etc.		478,456,893	408,781,265	357,490,900	297,625,871
Stationery, printing, advertisement etc.		4,660,671,331	4,185,699,523	641,288,609	602,519,872
Chief executive's salary and fees		24,471,250	24,471,250	24,471,250	24,471,250
Directors' fees and expenses		11,387,339	4,626,142	7,350,200	2,138,400
Auditors' fee		8,949,104	7,871,545	2,277,000	2,070,000
Repairs and maintenance of fixed assets		3,549,281,042	2,618,544,659	886,958,663	577,804,321
		27,089,437,469	22,630,562,226	14,547,975,826	12,231,921,128
25 Interest income					
Interest on loans and advances		55,268,565,483	38,163,889,645	55,160,814,762	38,011,099,773
Interest on balance with other banks		3,406,435,259	1,864,356,764	512,417,738	380,686,431
Interest on fixed deposits with other banks		343,066,167	2,147,028,255	96,509,722	658,450,309
Other interest income		1,094,587,513	941,035,161	1,094,587,513	941,035,161
		60,112,654,422	43,116,309,825	56,864,329,735	39,991,271,674
Less: Elimination of inter unit/company transactions		1,539,144,720	1,252,347,635	911,833,052	905,764,684
		58,573,509,702	41,863,962,190	55,952,496,683	39,085,506,990
26 Interest paid on deposits and borrowings etc.					
A. Interest paid on deposits:					
Current account		3,470,507,199	1,688,082,915	3,315,244,441	1,503,542,413
Short term deposit		216,680,985	183,681,393	216,680,985	183,681,393
Savings deposit		953,228,948	786,445,991	953,228,948	786,445,991
Term deposit		28,225,823,935	14,496,068,897	28,225,823,935	14,496,068,897
		32,866,241,067	17,154,279,196	32,710,978,309	16,969,738,694

Syed Mamar Tayub
Managing Director & CEO
Prime Bank Investment PLC
Head Office, Dhaka

Md. Masud Rana FCS
Additional Managing Director & CFO
BRAC Bank PLC.

Tareq Refaullah Khan
Managing Director & CEO
BRAC Bank PLC.

M Mahbubur Rahman FCS
Company Secretary
BRAC Bank PLC

A. QASEM & CO. CHARTERED ACCOUNTANTS DHAKA

In Taka

Particulars	Note	Consolidated		BRAC Bank PLC.	
		2024	2023	2024	2023
B. Interest paid for borrowings:					
Interest on money at call and short notice		215,858,226	71,009,945	215,858,226	71,009,945
Interest on borrowings from banks and FIs		5,838,226,796	3,917,851,577	5,737,144,302	3,808,099,883
Interest on funding SWAP		168,780,450	58,237,592	168,780,450	58,237,592
Interest on re-finance and pre-finance from central bank & government agencies		721,682,763	708,443,024	721,682,763	708,443,024
Interest on repurchase agreement (REPO)		3,359,887,715	396,237,279	3,359,887,715	396,237,279
Interest expense-Affordable Housing Bond		262,020,904	261,305,000	262,020,904	261,305,000
Interest expense-BBPLC 2nd subordinated bond		226,311,987	-	226,311,987	-
		10,792,768,841	5,413,084,417	10,691,686,347	5,303,332,723
		43,659,009,908	22,567,363,613	43,402,664,656	22,273,071,417
Less: Elimination of inter unit/company transactions		1,539,144,720	1,252,347,635	911,833,052	905,764,684
		42,119,865,188	21,315,015,978	42,490,831,604	21,367,306,733
27 **Investment income**					
Interest on government securities		18,184,326,968	5,339,076,892	18,184,326,968	5,339,076,892
Interest on reverse REPO		48,057,137	365,506,050	48,057,137	365,506,050
Interest on corporate & subordinated bond		165,650,469	203,397,035	165,650,469	203,397,035
Interest on Interest rate swap (IRS)		1,781,322	5,378,275	1,781,322	5,378,275
Dividend on shares & mutual funds		427,359,004	140,818,983	427,359,004	140,818,983
Capital gain (loss) on government securities		2,438,226,576	1,525,929,121	2,438,226,576	1,525,929,121
Capital gain (loss) on shares & mutual funds		(677,899)	232,423	(677,899)	232,423
Gain (loss) on interest rate swap (IRS) position		-	(4,661,253)	-	(4,661,253)
Investment income/(loss) of subsidiaries	27.1	7,547,809,751	5,111,020,964	-	-
		28,812,533,328	12,686,698,490	21,264,723,577	7,575,677,526
27.1 **Investment income/(loss) of subsidiaries**					
Dividend income		73,542,498	45,023,769		
Interest on treasury bills & bonds		14,852,557	326,360		
Realised gain/(loss) during the year		(103,914,364)	(71,210,191)		
Fair value adjustment at reporting date		(118,598,027)	71,854,402		
Unrealized gain/(loss) on investment		(1,243,132)	7,358,993		
Interest on treasury bills & bonds		7,683,170,219	5,057,667,631		
		7,547,809,751	5,111,020,964		
28 **Commission, exchange and brokerage**					
Commission from sale of sanchaya patra		3,973,493	6,398,161	3,973,493	6,398,161
Commission from issue of payment orders, DD and TT		3,689,304	2,736,651	3,689,304	2,736,651
Commission from issue of letter of guarantee		127,552,983	163,340,708	127,552,983	163,340,708
Commission from issue of letters of credit (Import and Export)		2,229,199,444	1,603,068,383	2,229,199,444	1,603,068,383
Commission income from bancassurance-Life		148,064	-	148,064	-
Commission income from bancassurance- Non Life		395,466	-	395,466	-
Other commission		159,094,649	160,973,494	159,094,649	160,973,494
Gain /(Loss) on foreign currency dealings		3,174,922,194	1,559,294,440	3,174,922,194	1,559,294,440
Loan processing fees		1,708,819,282	1,230,855,759	1,708,819,282	1,230,855,759

Syed M Omar Tayub
Managing Director & CFO
Prime Bank Investment PLC
Head Office, Dhaka

Md. Rashed Rana FCA
Additional Managing Director & CFO
BRAC Bank PLC.

Tareq Retaullah Khan
Managing Director & CEO
BRAC Bank PLC.

M Mahbubur Rahman FCS
Company Secretary
BRAC Bank PLC.

A. QASEM & CO. CHARTERED ACCOUNTANTS DHAKA

In Taka

Particulars	Note	Consolidated		BRAC Bank PLC.	
		2024	2023	2024	2023
Account activity fees		483,092,142	16,306,859	483,092,142	16,306,859
Import and export related fees		471,350,228	320,114,523	471,350,228	320,114,523
Fees and commission-cards		435,320,108	789,688,657	435,320,108	789,688,657
Relationship fees		7,237,500	6,842,979	7,237,500	6,842,979
Loan early settlement fees		46,242,592	40,379,356	46,242,592	40,379,356
Service charges for ATM Card		273,644,557	183,445,420	273,644,557	183,445,420
Fund collection/ transfer fees		434,708	263,538	434,708	263,538
Student service center fees		81,033,700	25,901,307	81,033,700	25,901,307
Cancellation fees		38,000	27,550	38,000	27,550
Cheque collection fees		3,500	4,200	3,500	4,200
Custodian fees		19,431,852	23,180,087	19,431,852	23,180,087
Other fees		71,705,341	39,014,008	71,705,341	39,014,008
Commission and brokerage income of subsidiaries		10,084,195,396	7,053,969,884	-	-
		19,381,524,503	13,225,805,964	9,297,329,107	6,171,836,080
Less: Elimination of inter unit/company transactions		569,294,338	186,914,122	-	-
		18,812,230,165	13,038,891,842	9,297,329,107	6,171,836,080
29 Other operating income					
Profit on sale of fixed assets		9,206,283	6,937,985	9,206,283	6,937,985
Profit share from other bank		212,491,316	135,746,140	212,491,316	135,746,140
Miscellaneous income		4,995,789	2,072,030	4,995,789	2,072,030
Other operating income of subsidiaries		28,483,001	27,668,800	-	-
		255,176,389	172,424,955	226,693,387	144,756,155
Less: Elimination of inter unit/company transactions		2,840,524	-	-	-
		252,335,865	172,424,955	226,693,387	144,756,155
30 Rent, taxes, insurance, electricity, etc.					
Rent, rates and taxes	30.1	400,899,464	382,778,587	334,703,323	324,511,796
Insurance		177,031,539	121,349,256	24,858,216	22,094,799
Power and electricity		361,349,596	305,179,077	272,070,981	220,750,607
WASA and sewerage		11,025,867	9,003,390	10,939,137	8,925,421
		950,306,466	818,310,310	642,571,657	576,282,623
Less: Elimination of inter unit/company transactions		2,309,527	-	-	-
		947,996,939	818,310,310	642,571,657	576,282,623
30.1 Rent, rates and taxes					
Rent, rates and taxes, etc.		1,750,963,241	1,576,980,253	1,441,492,902	1,310,630,553
Less: rent exp. reversal due to depreciation and interest exp. under IFRS 16 -Leases		1,350,063,777	1,194,201,666	1,106,789,579	986,118,757
		400,899,464	382,778,587	334,703,323	324,511,796

Syed M Omar Tayub
Managing Director & CEO
Prime Bank Investment PLC
Head Office, Dhaka

Mahbubur Rahman FCA
Additional Managing Director & CFO
BRAC Bank PLC.

Tareq Refat Ullah Khan
Managing Director & CEO
BRAC Bank PLC.

M Mahbubur Rahman FCS
Company Secretary
BRAC Bank PLC

A. QASEM & CO. CHARTERED ACCOUNTANTS DHAKA

In Taka

	Particulars	Note	Consolidated		BRAC Bank PLC.	
			2024	2023	2024	2023
31	**Postage, stamp, telecommunication, etc.**					
	Postage and courier		70,226,652	64,853,796	45,786,831	42,879,342
	Telegram, telex, fax and network		211,374,574	155,488,148	178,397,017	124,169,123
	Court fees and stamps		57,974,385	65,122,786	57,974,385	65,122,786
	Telephone		138,881,282	123,316,535	75,332,667	65,454,620
			478,456,893	408,781,265	357,490,900	297,625,871
32	**Stationery, printing, advertisements, etc.**					
	Stationery and printing		230,257,673	218,619,554	210,603,296	202,738,237
	Security stationery		179,540,233	182,467,713	178,965,370	182,467,713
	Advertisement		4,251,404,422	3,784,612,256	251,719,943	217,313,922
			4,661,202,328	4,185,699,523	641,288,609	602,519,872
	Less: Elimination of inter unit/company transactions		530,997	-	-	-
			4,660,671,331	4,185,699,523	641,288,609	602,519,872
33	**Chief executive's salary and fees**					
	Basic salary		17,010,000	17,010,000	17,010,000	17,010,000
	Bonus and others	33.1	5,961,250	5,961,250	5,961,250	5,961,250
	House rent allowance		1,500,000	1,500,000	1,500,000	1,500,000
			24,471,250	24,471,250	24,471,250	24,471,250
33.1	**Bonus and others**					
	Festival bonus		2,835,000	2,835,000	2,835,000	2,835,000
	Performance bonus		1,000,000	1,000,000	1,000,000	1,000,000
	Leave fair assistance		2,126,250	2,126,250	2,126,250	2,126,250
			5,961,250	5,961,250	5,961,250	5,961,250
34	**Directors' fees**					
	Monthly fixed remuneration for Independent Directors		4,785,000	-	4,785,000	-
	Meeting attendance fees		6,602,339	4,626,142	2,565,200	2,138,400
			11,387,339	4,626,142	7,350,200	2,138,400
	Auditor's fees					
	Audit fees		8,949,104	7,871,545	2,277,000	2,070,000
			8,949,104	7,871,545	2,277,000	2,070,000

Impairment of goodwill

Goodwill is not amortized; instead we conduct an annual impairment test. For the 2024 review, we discounted the projected cash flows for the next five years using the 5-Year Treasury Bond Rate. This review triggered us to recognize an impairment loss of BDT 246,289,821 for BRAC EPL Investment, reflecting historical losses and recent business downturns. This adjustment aligns with International Accounting Standard (IAS) 36: Impairment of Assets and is included in our consolidated financial statements.

Syed M Omar Tayub
Managing Director & CFO
Public Bank Investment LLC
Head Office, Dhaka

Masud Rana FCA
Additional Managing Director & CFO
BRAC Bank PLC.

Tareq Refat Ullah Khan
Managing Director & CEO
BRAC Bank PLC.

Mahbubur Rahman FCS
Company Secretary
BRAC Bank PLC.

A. QASEM & CO. DHAKA CHARTERED ACCOUNTANTS

In Taka

	Particulars	Note	Consolidated		BRAC Bank PLC.	
			2024	2023	2024	2023
37	**Depreciation and repair of the bank's assets**					
	Depreciation of property, plant and equipment					
	Furniture and fixtures		161,860,325	161,861,544	146,332,171	146,820,837
	Office floor space		516,913	516,913	100,858	100,858
	Office equipment		126,624,628	101,867,785	117,302,262	93,091,554
	IT hardware		1,171,529,669	1,094,225,063	488,893,781	437,726,091
	Motor vehicles		33,033,467	37,768,555	25,389,789	28,061,747
	Leasehold improvement		58,121,466	50,081,914	-	-
	Right of use assets (RoU) as per IFRS 16		1,143,630,599	1,044,857,523	902,607,156	805,283,476
	IT software		1,472,990,524	1,290,312,286	371,211,567	394,901,461
			4,168,307,591	3,781,491,583	2,051,837,584	1,905,986,024
	Repairs and maintenance expenses					
	Transportation expenses		946,492,639	658,283,493	739,941,482	474,831,835
	Equipment repairing expense		145,128,745	127,473,968	34,258,270	24,364,927
	Hardware and software maintenance expense		2,261,899,179	1,683,565,668	29,003,074	27,238,965
	Premises maintenance expense		195,760,479	149,221,530	83,755,837	51,368,594
			3,549,281,042	2,618,544,659	886,958,663	577,804,321
			7,717,588,633	6,400,036,242	2,938,796,247	2,483,790,345
38	**Other expenses**					
	Conveyance expense		68,072,870	79,880,806	68,072,870	79,880,806
	Fuel expenses		49,728,588	53,365,629	49,728,588	53,365,629
	Traveling cost		79,838,300	53,008,863	79,838,300	53,008,863
	Professional fees		134,586,361	84,548,230	134,586,361	84,548,230
	Entertainment		178,344,143	114,249,684	178,344,143	114,249,684
	Business promotion and development		99,109,084	230,272,568	99,109,084	230,272,568
	Books, news papers and periodicals		879,905	685,356	879,905	685,356
	Donation and subscription	38.1	300,543,862	171,708,409	300,543,862	171,708,409
	Government Levy, VAT and excise duty		16,768,746	3,130,455	16,768,746	3,130,455
	Other operational loss		4,955,879	355,298	4,955,879	355,298
	Staff training and development		68,432,809	50,405,377	68,432,809	50,405,377
	Staff liveries		-	204,400	-	204,400
	Staff recruitment		17,299,321	9,338,223	17,299,321	9,338,223
	Salaries and allowance - outsourcing staff		1,506,150,425	1,209,750,416	1,506,150,425	1,209,750,416
	Bank charges		34,083,658	25,778,003	34,083,658	25,778,003
	Interest expense on lease liability as per IFRS 16		387,339,053	401,752,162	270,335,970	261,359,192
	Documentation charges - CIB		13,500,000	29,510,000	13,500,000	29,510,000
	IT enabled services		748,567,983	704,109,583	748,567,983	704,109,583
	Security guard cost		336,393,594	221,958,809	336,393,594	221,958,809
	Commission paid - vendor		16,068,910	11,573,921	16,068,910	11,573,921
	Cash carrying charges		102,713,907	81,726,095	102,713,907	81,726,095
	Spare parts expense		123,625,407	98,039,032	123,625,407	98,039,032

Syed M Omar Tayub
Managing Director & CEO
Prime Bank Investment PLC
Head Office, Dhaka

Md. Rashed Rana FCA
Additional Managing Director & CFO
BRAC Bank PLC.

Tanvir Refat Khan
Managing Director & CFO
BRAC Bank PLC.

M Mahbubur Rahman FCS
Company Secretary
BRAC Bank PLC

A. QASEM & CO.
CHARTERED ACCOUNTANTS
DHAKA

In Taka

Particulars	Note	Consolidated 2024	Consolidated 2023	BRAC Bank PLC. 2024	BRAC Bank PLC. 2023
Archiving expense		40,515,649	37,727,320	40,515,649	37,727,320
Covid prevention expense		64,583	78,868	64,583	78,868
Miscellaneous		12,784,393	9,533,614	12,784,393	9,533,614
Other expenses of subsidiaries	38.2	1,114,708,034	812,532,734	-	-
		5,455,075,464	4,495,223,855	4,223,364,347	3,542,298,151
Less: Elimination of inter unit/company transactions		569,294,338	186,914,122	-	-
		4,885,781,126	4,308,309,733	4,223,364,347	3,542,298,151

38.1 **The donation and subscription include the following:**

According to the BRPD directive issued on 12 October 2023 (reference BRPD(D1)/UBPS/760/2023-8686), the foreign exchange gain amounting to BDT 188,198,573, which was arisen during May–June 2022, has been entirely utilized for corporate social responsibility (CSR) initiatives. Of this total, BDT 132,076,464 was spent in 2024, while BDT 56,124,133 was spent in 2023.

38.2	**Other expenses of subsidiaries**				
	BRAC EPL Investments Limited	27,554,746	23,236,622		
	BRAC EPL Stock Brokerage Limited	197,279,379	117,075,227		
	bKash Limited	547,815,332	503,449,358		
	BRAC SAAJAN Exchange Limited	342,058,577	168,771,527		
		1,114,708,034	812,532,734		
39	**Share of profit of associates**				
	BRAC IT Services Limited	6,897,472	18,630,757		
		6,897,472	18,630,757		
40	**Provisions**				
	Provision for loans and advances				
	Specific provision charged during the year	3,758,940,516	2,849,189,375	3,751,671,119	2,849,189,375
	Recovery of written off bad debts	(924,519,756)	(844,444,215)	(924,519,756)	(844,444,215)
	Specific provision (net off recovery) for the year	2,834,420,760	2,004,745,160	2,827,151,363	2,004,745,160
	General provision charged during the year	841,481,566	709,645,915	841,481,566	709,645,915
	Total provision for loans and advances	3,675,902,326	2,714,391,075	3,668,632,929	2,714,391,075
	Off Balance Sheet items	68,776,791	168,284,002	68,776,791	168,284,002
	Diminution in value of Investments	(5,966,965)	21,830,293	(5,966,965)	21,830,293
	Other provisions:				
	Other assets	103,107,736	7,905,996	96,412,958	3,062,936
	Interest receivable from loan	7,876,414	9,945,861	7,876,414	9,945,861
		3,849,696,302	2,922,357,227	3,835,732,127	2,917,514,167
41	**Provision for taxation**				
	Current tax expense	8,076,132,792	6,374,635,200	6,349,742,457	4,641,475,774
	Deferred tax expense/(income) (Net)	1,703,514,288	(1,826,814,281)	1,105,589,048	(932,329,894)
	Total provision for Taxation	9,779,647,080	4,547,820,919	7,455,331,505	3,709,145,880

Syed M Omar Tayub
Managing Director & CEO
Prime Bank Investment PLC
Head Office, Dhaka

M Masud Rana FCA
Additional Managing Director & CFO
BRAC Bank PLC.

Tareq Rafat Ullah Khan
Managing Director & CEO
BRAC Bank PLC.

M Mahbubur Rahman FCS
Company Secretary
BRAC Bank PLC

A. QASEM & CO.
GULSHAN
DHAKA
CHARTERED ACCOUNTANTS

In Taka

Particulars	Note	Consolidated		BRAC Bank PLC.	
		2024	2023	2024	2023

41.1 Reconciliation of effective tax rate (Standalone)

Particulars	2024		2023	
	%	Taka	%	Taka
Profit before income tax as per profit and loss account		19,591,501,266		11,012,750,548
Income tax as per applicable tax rate	37.50%	7,346,669,368	37.50%	4,129,781,455
Factors affecting the tax charge for current year				
Inadmissible expenses	8.17%	1,600,753,417	15.92%	1,753,592,459
Admissible expenses in the current year (i.e. write-off etc.)	-10.47%	(2,051,310,512)	-1.70%	(186,856,850)
Tax savings from reduced tax rates for dividend	-2.79%	(546,369,816)	-3.34%	(368,041,291)
Prior year tax provision release basis on final assessment		-	-6.24%	(687,000,000)
Effect of deferred tax	5.64%	1,105,589,048	-8.47%	(932,329,893)
Total income tax expenses	38.05%	7,455,331,505	33.68%	3,709,145,880

42 Cash and cash equivalents

Cash in hand (including foreign currency)	4.1	15,000,490,086	11,416,440,336	14,698,347,260	11,198,084,095
Balance with Bangladesh Bank and its agents banks (including foreign currency)	4.2	30,852,940,917	28,150,953,478	30,852,940,917	28,150,953,478
Balance with other banks and financial institutions	5	32,263,729,696	34,928,586,993	5,965,262,060	6,955,076,500
Money at call and on short notice		750,000,000	3,000,000,000	750,000,000	3,000,000,000
Prize Bond	6.1	2,428,000	1,945,000	2,428,000	1,945,000
		78,869,588,699	77,497,925,807	52,268,978,237	49,306,059,073

43 Receipts from other operating activities

Miscellaneous income	4,995,789	2,072,030	4,995,789	2,072,030
Capital gain (loss) on shares & mutual funds	(677,899)	232,423	(677,899)	232,423
Profit share from other banks	212,491,316	135,746,140	212,491,316	135,746,140
Capital gain (loss) on government securities	2,438,226,576	1,525,929,121	2,438,226,576	1,525,929,121
Gain (loss) on interest rate swap (IRS) position	-	(4,661,253)	-	(4,661,253)
Other receipts of subsidiaries	(13,543,564)	14,385,803	-	-
	2,641,492,218	1,673,704,264	2,655,035,782	1,659,318,461

Syed M Omar Tayub
Managing Director & CFO
Prime Bank Investment PLC
Head Office, Dhaka

Md. Sohel Rana FCA
Additional Managing Director & CFO
BRAC Bank PLC.

Tareq Refaetullah Khan
Managing Director & CEO
BRAC Bank PLC.

M Mahbubur Rahman FCS
Company Secretary
BRAC Bank PLC

A. QASEM & CO.
CHARTERED ACCOUNTANTS
DHAKA

In Taka

	Particulars	Note	Consolidated		BRAC Bank PLC.	
			2024	2023	2024	2023
44	**Payment for other operating activities**					
	Rent, taxes, insurance, electricity etc.		642,571,657	576,282,623	642,571,657	576,282,623
	Audit fees		2,277,000	2,070,000	2,277,000	2,070,000
	Directors fees and expenses		7,350,200	2,138,400	7,350,200	2,138,400
	Repair and maintenance		886,958,663	577,804,321	886,958,663	577,804,321
	Other expenses		3,950,043,888	4,632,964,910	3,950,043,888	4,632,964,910
	Legal expenses		18,316,773	19,194,962	18,316,773	19,194,962
	Other payments of subsidiaries		274,884,996	321,262,668	-	-
			5,782,403,177	6,131,717,884	5,507,518,181	5,810,455,216
45	**Reconciliation of net profit with cash flows from operating activities (standalone basis)**					
	Profit before tax as per profit and loss account				19,591,501,266	11,012,750,548
	Adjustment for non-cash items:					
	Provision for loans and advances				4,593,152,685	3,558,835,290
	Provision for diminution in value of investments				(5,966,965)	21,830,293
	Provision for off balance sheet items				68,776,791	168,284,002
	Provision for other assets				104,289,372	13,008,797
	Depreciation of property plant and equipment				2,051,837,584	1,905,986,024
	Foreign exchange gain/(loss)				(147,716,860)	777,763
	Profit on sale of fixed assets				(9,206,283)	(6,937,985)
	Increase/decrease in operating assets & liabilities:					
	Loans and advances				(103,919,892,718)	(108,775,588,852)
	Other assets				(5,804,444,492)	(7,832,958,562)
	Borrowings from other banks and financial institutions				5,377,762,590	22,827,110,001
	Deposits from customers				167,713,297,342	127,810,868,058
	Other liabilities				5,035,780,258	2,735,878,302
	Income tax paid				(6,032,802,945)	(4,559,230,752)
	Net cash flows from operating activities as per cash flow statement				88,616,367,625	48,880,612,927
46	**Earnings per share (EPS)**					
	Profit after taxation (PAT)		14,318,481,955	8,275,050,568	12,136,169,761	7,303,604,668
	Profit/(loss) attributable to non controlling interest		2,022,241,675	664,954,789	-	-
	Profit attributable to ordinary shareholders of BRAC Bank PLC.		12,296,240,280	7,610,095,779	12,136,169,761	7,303,604,668
	Weighted average/Restated number of shares outstanding		1,769,712,149	1,769,712,149	1,769,712,149	1,769,712,149
			6.95	4.30	6.86	4.13
47	**Net asset value (NAV) per share**					
	Net asset value attributable to shareholders of parent		78,059,617,936	66,541,474,576	75,444,056,785	63,782,029,290
	Number of ordinary share outstanding at the end of the year		1,769,712,149	1,769,712,149	1,769,712,149	1,769,712,149
			44.11	37.60	42.63	36.04
48	**Net operating cash flow per share (NOCFPS)**					
	Net operating cash flow		107,785,690,274	65,571,163,650	88,616,367,625	48,880,612,927
	Number of ordinary share outstanding at the end of the year		1,769,712,149	1,769,712,149	1,769,712,149	1,769,712,149
			60.91	37.05	50.07	27.62

Syed Monwar Tayub
Managing Director & CFO
Prime Bank Investment PLC
Head Office, Dhaka

Md. Rashed Rana FCA
Additional Managing Director & CFO
BRAC Bank PLC.

Tareq Refat Ullah Khan
Managing Director & CEO
BRAC Bank PLC.

M Mahbubur Rahman FCS
Company Secretary
BRAC Bank PLC

A. QASEM & CO. CHARTERED ACCOUNTANTS DHAKA

49 General Disclosures

49.1 Audit Committee

An audit committee was constituted by the Board of Directors of BRAC Bank PLC in its 23rd meeting held on 02 March 2003. As on 31 December 2024, the Audit Committee as under:

Sl No	Name of the director	Status with the Bank	Status with the committee	Educational qualification
01	Mr. Chowdhury MAQ Sarwar	Independent Director	Chairperson	Bachelor of Commerce & Masters in Management, University of Dhaka
02	Ms. Farzana Ahmed	Independent Director	Member	MA (Hons) Philosophy, Politics, Economics & Chartered Accountant
04	Dr. Zahid Hussain	Independent Director	Member	Ph.D. in Economics, Boston University
04	Ms. Lila Rashid	Independent Director	Member	PhD (Microfinance), Jawaharlal Nehru University, India and MBA, University of New Orleans, USA. M.Sc in Physics, University of Dhaka.

During the year ended 31 December 2024, the Audit Committee of the Board conducted 07 (Seven) meeting in which among others, the following issues were discussed:

- Annual Audited Financial Statements of the Bank for the year ended December 31, 2023
- Appointment of External Auditor for the year 2024 and their remuneration
- Management Report of BRAC Bank PLC for the year ended 31 December 2023
- Revised Manual of Audit Procedures and Revised Audit Charter 2023
- Revised Audit Policy, Compliance Policy, Monitoring Policy and Internal Control & Compliance Policy 2023
- Revised Concurrent Audit Policy 2023
- Yearly Summary of Internal Audit Observations for the year 2023
- Half Yearly Summary of Internal Audit Observations for January 2024 to June 2024
- Yearly Summary of Compliance Status for the year 2023
- Half Yearly Summary of Compliance Status for January 2024 to June 2024
- Annual Health Report of BRAC Bank PLC 2023
- Overall effectiveness of Internal Control System 2023
- Summary of Reports on Fraud, Forgery and irregularities

49.2 Particulars of Board of Directors

i) Name of Directors and the entities in which they have interest as on 31 December 2024:

Sl No	Name of director	Status with the Bank	Name of the firms/companies in which they have interest	Educational qualification
1	Mr. Meheriar M Hasan	Chairperson Director	BRAC Sajaan Exchange Ltd. Asian University for Women	Master of Science in Finance, USA, BA in Economics
2	Mr. Faruq Mayeenuddin Ahmed	Vice-Chairperson Independent Director	Nil	MSS in Economics, University of Dhaka
3	Mr. Asif Saleh	Director	BRAC IT Services Limited Institute of Informatics and Development (IID) Edotco Bangladesh Co. Ltd. BRAC Kaiyachara Tea Company Ltd BRAC OSIRIS Impact Ventures Ltd. BRAC Kumon BRAC Probashbondhu Ltd bKash Limited	Masters of Business Administration, New York University, Stern School of Management

Syed M Omar Tayub
Managing Director & CEO
Prime Bank Investment PLC
Head Office, Dhaka

Mahbusud Rana FCA
Additional Managing Director & CFO
BRAC Bank PLC.

Tareq Refat Ullah Khan
Managing Director & CEO
BRAC Bank PLC.

M Mahbubur Rahman FCS
Company Secretary
BRAC Bank PLC

A. QASEM & CO.
GOLSHAN DHAKA
CHARTERED ACCOUNTANTS

4	Ms. Farzana Ahmed	Independent Director	Kids Tutorial	MA (Hons) Philosophy, Politics, Economics & Chartered Accountant
5	Dr. Zahid Hussain	Independent Director	BRAC EPL Stock Brokerage Limited BRAC EPL Investment Limited BRAC Sajaan Exchange Ltd.	Ph.D. in Economics, Boston University
6	Mr. Salek Ahmed Abul Masrur	Nominated Director	The Consolidated Tea and Lands Co. (Bangladesh)	MBA ,The University of Tennessee, USA, BBA The Trine University.
7	Ms. Anita Ghazi Rahman	Independent Director	The Legal Circle Light Castle Partners bKash Limited	Barrister-at-law, LLB (Hons.) University College London, UK
8	Mr. Chowdhury MAQ Sarwar	Independent Director	Nil	Bachelor of Commerce & Masters in Management, University of Dhaka
9	Ms. Lila Rashid	Independent Director	Nil	PhD (Microfinance), Jawaharlal Nehru University, India and MBA, University of New Orleans, USA. M.Sc in Physics, University of Dhaka.
10	Mr. Selim R.F. Hussain	Managing Director & CEO	BRAC EPL Investments Ltd. BRAC EPL Stock Brokerage Ltd. bKash Limited BRAC IT Services Limited BRAC Sajaan Exchange Ltd Association of Bankers, Bangladesh Biman Bangladesh Airlines	MBA (IBA), University of Dhaka

The bank carried out transactions with related parties in the normal course of business on an arms length basis. As on 31 December 2024, the bank had following transactions with the 'Related Party/(ies)' as defined in the BRPD circulars no. 14 issued by the Bangladesh Bank on 25 June 2003.

	Taka
Details of transactions with related parties can be found at Annexure-I	
ii) Significant contracts where bank is a party and wherein Directors have interest:	Nil
iii) Shares issued to Directors and executives without consideration or exercisable at discount	Nil
iv) Lending Policies to related parties:	
Lending to related parties is effected as per requirement of section 27(1) of the Banking Companies Act ,1991.	Nil
v) Loan and advances to Directors and subsidiaries:	1,266,374,092
Classification Status	Unclassified
vi) Business other than Banking business with any related concern of the Directors as per Section 18(2) of the Banking	Nil
vii) Investment in the Securities of Directors and their related concern	Nil

49.3 Claim not Acknowledged as Debt

There was no claim against the Bank not acknowledged as debt as on 31 December 2024.

49.4 Number of Employees

The number of employees including contractual engaged for the whole year or part thereof who received a total yearly remuneration of Tk. 36,000 or above were 9,068 (2023: 8,231).

49.5 Events after the Balance Sheet Date

The Board of Directors in its 378th Board meeting held on 28 April 2025 has proposed total 25% dividend (Cash dividend: 12.5% and stock dividend: 12.5%) subject to the approval of the shareholders at the next Annual General Meeting.

Managing Director and CEO | Director | Director | Chairman

Syed M Omer Tayub
Managing Director & CEO
Prime Bank Investment PLC
Head Office, Dhaka

Masud Rana FCA
Additional Managing Director & CFO
BRAC Bank PLC.

Tareq Rafi Ullah Khan
Managing Director & CEO
BRAC Bank PLC.

M Mahbubur Rahman FCS
Company Secretary
BRAC Bank PLC.

A. QASEM & CO. CHARTERED ACCOUNTANTS DHAKA

Annexure - A

BRAC Bank PLC. and its subsidiaries
Highlights on the overall Activities
As at 31 December 2024

Amount in Taka unless otherwise specified

Particulars	Note	Consolidated		BRAC Bank PLC.	
		2024	2023	2024	2023
Paid-up capital	18.2	17,697,121,490	16,088,292,270	17,697,121,490	16,088,292,270
Core Capital	18.8	85,811,834,692	73,493,437,804	58,766,163,626	48,931,479,591
Supplementary Capital	18.8	12,662,623,318	6,161,306,344	12,662,623,318	6,161,306,344
Total Regulatory Capital	18.8	98,474,458,010	79,654,744,148	71,428,786,944	55,092,785,935
Total Risk Weighted Assets	18.8	518,414,112,410	428,328,026,751	479,280,734,657	393,753,055,790
Capital surplus	18.8	33,672,693,959	26,113,740,804	11,518,695,112	5,873,653,961
Total assets		1,056,723,501,375	837,145,184,673	930,132,702,781	726,723,275,859
Total deposits	16	777,054,410,607	588,430,345,153	688,620,833,586	513,909,000,086
Total loans and advances	7	623,850,781,894	520,287,630,605	623,371,888,530	519,451,995,812
Total contingent liabilities and commitments	23	227,240,671,227	182,587,712,186	227,240,671,227	182,587,712,186
Income from investments	27	28,812,533,328	12,686,698,490	21,264,723,577	7,575,677,526
Profit after tax and provisions		14,318,481,955	8,275,050,568	12,136,169,761	7,303,604,668
Amount of classified loans during the current year	7.10	17,615,139,688	18,745,777,234	16,403,303,919	17,533,941,464
Provision kept against classified loans	17.1	14,474,491,979	12,878,824,673	13,262,656,208	11,666,988,903
Provisions surplus/(deficit)	7.12	1,468,404,939	607,958,295	1,468,404,939	607,958,295
Interest earning assets		1,011,983,340,435	794,926,627,125	904,641,369,665	702,945,589,848
Non-interest earning assets		44,740,160,940	42,218,557,548	25,491,333,116	23,777,686,011
Credit deposit ratio (Loans and Advances/Deposits)*		-	-	70.75%	74.29%
Percentage of classified loans against total loans and advances		2.82%	3.60%	2.63%	3.38%
NPL coverage ratio (incl. GP)		132%	114%	134%	115%
Total Capital to Risk-weighted Asset Ratio		19.00%	18.60%	14.90%	13.99%
Cost of fund		6.41%	4.55%	6.83%	5.03%
Cost to income ratio		57%	66%	47%	56%
Return on investment (ROI) [PAT/(Shareholders equity+Borrowings)]		7.80%	4.72%	6.71%	4.62%
Return on assets (ROA) [PAT/Average assets]		1.51%	1.02%	1.46%	1.13%
Return on equity (ROE) [PAT/Average shareholders equity]		19.80%	11.92%	17.43%	11.95%
Earnings per share [previous years figure restated]	46	6.95	4.30	6.86	4.13
Net income per share [(PAT-Dividend on preference share/No. of Ordinary Shares)] [previous years figure restated]		6.95	4.30	6.86	4.13
Price earning ratio (Market price per share/EPS) in times		-	-	7.15	7.89
Net Asset Value per Share (NAV) [(Shareholders equity- Preference Share)/No. of Ordinary Share] [previous years figure restated]	47	44.11	37.60	42.63	36.04
Net Operating Cash Flow Per Share [previous years figure restated]	48	60.91	37.05	50.07	27.62

*Credit deposit ratio has been computed as per Bangladesh Bank guideline.

Syed M Omar Tayub
Managing Director & CEO
Prime Bank Investment PLC
Head Office, Dhaka

Taroq Refat Ullah Khan
Managing Director & CEO
BRAC Bank PLC.

Mahbubur Rahman FCS
Company Secretary
BRAC Bank PLC

A. QASEM & CO.
GULSHAN
DHAKA
CHARTERED ACCOUNTANTS

Annexure B-1

BRAC Bank PLC.

Statement of outstanding unreconciled entries in nostro accounts (foreign)

As at 31 December 2024

Nostro Account represents outstanding transactions (net) originated but yet to be responded at the Balance Sheet date. However, the status of unresponded entries as at 31 December 2024 is given below:

Amount in BDT

SL No	Period of Unreconciliation	As per Local Book				As per Correspondents' Book			
		Debit Entries		Credit Entries		Debit Entries		Credit Entries	
		No.	Amount	No.	Amount	No.	Amount	No.	Amount
01	Up-to 3 months	457	11,097,496	281	13,159,261	103	8,910,884	1139	41,870,609
02	More than 03 months but less than 06 months	-	-	3	14,668	-	-	79	1,240,137
03	More than 06 months but less than 09 months	-	-	6	7,222.00	-	-	29	164,038
04	More than 09 months but less than 12 months	-	-	2	200.00	-	-	19	116,592
05	More than 12 months	-	-	1	356.00	-	-	13	25,409
	Total	457	11,097,496	293	13,181,707	103	8,910,884	1279	43,416,785

As at 31 December 2023

SL No	Period of Unreconciliation	As per Local Book				As per Correspondents' Book			
		Debit Entries		Credit Entries		Debit Entries		Credit Entries	
		No.	Amount	No.	Amount	No.	Amount	No.	Amount
01	Up-to 3 months	304	1,665,906	154	10,400,423	62	13,105,694	847	34,758,257
02	More than 03 months but less than 06 months	-	-	3	23,256.00	-	-	48	736,531
03	More than 06 months but less than 09 months	-	-	3	7,360.00	-	-	13	107,711
04	More than 09 months but less than 12 months	-	-	0	-	-	-	5	3,280,678
05	More than 12 months	-	-	1	17,963.00	-	-	0	-
	Total	304	1,665,906	161	10,449,002	62	13,105,694	913	38,883,177

All unadjusted entries are subsequently adjusted on regular basis.

Syed M Omar Tayub
Managing Director & CFO
Prime Bank Investment PLC
Head Office, Dhaka

Md. Masud Rana FCA
Additional Managing Director & CFO
BRAC Bank PLC.

Tareq Refaetullah Khan
Managing Director & CEO
BRAC Bank PLC.

M Mahbubur Rahman FCS
Company Secretary
BRAC Bank PLC.

A. QASEM & CO.
CHARTERED ACCOUNTANTS
DHAKA

Annexure B-2

BRAC Bank PLC.
Statement of outstanding unreconciled entries in nostro accounts (local)
As at 31 December 2024

Amount in Taka

SL No	Period of Unreconciliation	As per Local Book				As per Correspondents' Book			
		Debit Entries		Credit Entries		Debit Entries		Credit Entries	
		No.	Amount	No.	Amount	No.	Amount	No.	Amount
01	Up-to 3 months	36	171,071,592	39	1,670,528,152	401	17,965,295	21	124,674,978
02	More than 03 months but less than 06 months	-	-	-	-	-	-	1	350,000
03	More than 06 months but less than 09 months	-	-	1	10,224,275	-	-	1	500
04	More than 09 months but less than 12 months	-	-	-	-	-	-	-	-
05	More than 12 months	-	-	-	-	-	-	9	16,665
	Total	36	171,071,592	40	1,680,752,427	401	17,965,295	32	125,042,143

As at 31 December 2023

SL No	Period of Unreconciliation	As per Local Book				As per Correspondents' Book			
		Debit Entries		Credit Entries		Debit Entries		Credit Entries	
		No.	Amount	No.	Amount	No.	Amount	No.	Amount
01	Up-to 3 months	-	-	1	1,952,031	1	43,293,786	624	7,238,472,649
02	More than 03 months but less than 06 months	-	-	-	-	-	-	12	10,391
03	More than 06 months but less than 09 months	-	-	-	-	-	-	63	6,007,143
04	More than 09 months but less than 12 months	-	-	-	-	-	-	2	541
05	More than 12 months	-	-	-	-	-	-	34	3,082,493
	Total	-	-	1	1,952,031	1	43,293,786	735	7,247,573,217

Syed M Omar Tayub
Managing Director & CEO
Prime Bank Investment PLC
Head Office, Dhaka

Masud Rana FCA
Additional Managing Director & CFO
BRAC Bank PLC.

Tareq Refat Wah Khan
Managing Director & CEO
BRAC Bank PLC.

M Mahbubur Rahman FCS
Company Secretary
BRAC Bank PLC

A. QASEM & CO.
CHARTERED ACCOUNTANTS
DHAKA

Annexure - C

BRAC Bank PLC.
Balance with other banks-outside Bangladesh (Nostro Account)
As at 31 December 2024

Amount in Taka

Name of Bank	Currency	A/C Type	2024			2023		
			Amount in foreign currency	Exchange rate	Equivalent Taka	Amount in foreign currency	Exchange rate	Equivalent Taka
DBU balance:								
Standard Chartered Bank, New York, USA	USD	CD	398,363	120.00	47,803,505	6,884,400	110.00	757,284,025
Standard Chartered Bank, United Kingdom	GBP	CD	1,213,668	151.10	183,382,752	2,771,733	140.82	390,305,803
Standard Chartered Bank, Frankfurt, Germany	EUR	CD	1,945,560	125.27	243,716,470	16,615,152	122.42	2,034,010,737
Mashreq Bank, New York, USA	USD	CD	635,811	120.00	76,297,372	6,511,471	110.00	716,261,852
Bank of Tokyo Mitsubishi UFJ Ltd	JPY	CD	28,461,161	0.76	21,645,163	30,406,621	0.78	23,772,929
ICICI Bank Limited, Mumbai, India	USD	CD	1,341,035	120.00	160,924,231	1,262,560	110.00	138,881,573
Zuercher Kantonal Bank, Switzerland	CHF	CD	220,665	133.10	29,371,390	250,941	131.59	33,022,484
Commerz Bank AG, Germany (USD)	USD	CD	11,330	120.00	1,359,558	24,272	110.00	2,669,893
Commerz Bank AG, Germany (EURO)	EUR	CD	127,495	125.27	15,971,006	226,347	122.42	27,709,237
Commerz Bank, Frankfurt, Germany (GBP)	GBP	CD	50	151.10	7,594	50	140.82	7,077
JP Morgan Chase Bank, New York, USA	USD	CD	1,753,982	120.00	210,477,804	6,543,961	110.00	719,835,681
HDFC Bank Limited, India	USD	CD	637,454	120.00	76,494,517	1,389,197	110.00	152,811,687
JP Morgan Chase Bank, Sydney (AUD)	AUD	CD	672,317	74.75	50,258,401	390,711	75.23	29,394,916
AB Bank Limited, Mumbai, India	USD	CD	19,425	120.00	2,331,005	449,896	110.00	49,488,595
AXIS Bank Limited, Kolkata (ACU)	USD	CD	553,893	120.00	66,467,166	406,012	110.00	44,661,350
Abu Dhabi Commercial Bank (AED)	AED	CD	4,806,946	32.67	157,051,188	16,406,390	29.95	491,369,637
Kookmin Bank, Seoul, South Korea (USD)	USD	CD	286,631	120.00	34,395,728	54,291	110.00	5,972,056
Citi Bank N.A., New York, USA	USD	CD	712,304	120.00	85,476,425	366,055	110.00	40,266,018
Shanghai Pudong Development Bank Co. Ltd, China (CNY)	CNY	CD	539,929	16.41	8,858,248	749,643	15.49	11,610,173
DBS Bank Ltd, Singapore (SGD)	SGD	CD	505,726	88.42	44,718,241	253,510	83.55	21,181,183
Punjab National Bank, Kolkata (USD)	USD	CD	2,448,465	120.00	293,815,819	534,778	110.00	58,825,576
Al Rajhi Bank, Riyadh (SAR)	SAR	CD	101,078	31.96	3,230,176	102,353	29.33	3,002,125
Meezan Bank Limited, Gtb Karachi, ACU (USD)	USD	CD	845,616	120.00	101,473,870	237,504	110.00	26,125,490
Emirates NBD Bank Pjsc. India, ACU (USD)	USD	CD	50,000	120.00	6,000,000	-	-	-
					1,921,527,629			5,778,470,097
OBU balance:								
JP Morgan Chase Bank, New York	USD	CD	2,827,963	120.00	339,355,513	7,951,658	110.00	874,682,332
JP Morgan AG, Frankfurt, Germany	EUR	CD	416,767	125.27	52,207,562	278,907	122.31	34,112,814
JP Morgan Chase Bank, NA, London	GBP	CD	1,413,707	151.10	213,608,317	402,318	140.93	56,699,534
					605,171,392			965,494,680
Total Balance					2,526,699,021			6,743,964,777

Syed M Omar Tayub
Managing Director & CFO
Prime Bank Investment PLC
Head Office, Dhaka

Mr. Vasud Rana FCA
Additional Managing Director & CFO
BRAC Bank PLC.

M Mahbubur Rahman FCS
Company Secretary
BRAC Bank PLC

Tareq Reza Ullah Khan
Managing Director & CEO
BRAC Bank PLC.

A. QASEM & CO.
GULSHAN
DHAKA
CHARTERED ACCOUNTANTS

Annexure - D

BRAC Bank PLC.

Investment in shares, mutual funds and quoted bonds

As at 31 December 2024

Amount in Taka

Sl. no	Name of the company	Industry	Face value	No. of shares	Cost of holding	Average costing price	Market Price per share	Total Market value (Tk)	Provision Required	Provision Maintained
	Quoted ordinary shares									
1	Bata Shoe Company (Bangladesh) Limited	Tannery Industries	10	81,170	87,406,498	1,076.83	905.40	73,491,318		
2	Berger Paints Bangladesh Ltd.	Miscellaneous	10	512,873	886,545,025	1,728.59	1,822.90	934,916,192		
3	Grameenphone Limited	Telecommunication	10	5,580,415	1,603,127,455	287.28	323.10	1,803,032,087		
4	Lafarge Holcim Bangladesh Limited	Cement	10	5,999,085	408,433,035	68.08	53.90	323,350,682		
5	Marico Bangladesh Limited	Pharmaceuticals & Chemicals	10	720,374	1,606,841,385	2,230.57	2,282.80	1,644,469,767		
6	Renata Limited	Pharmaceuticals & Chemicals	10	407,390	328,057,846	805.27	635.10	258,733,389		
7	Singer Bangladesh Limited	Engineering	10	2,350,162	403,061,452	171.50	113.20	266,038,338		
8	Square Pharmaceuticals Limited	Pharmaceuticals & Chemicals	10	8,458,222	1,752,195,724	207.16	217.70	1,841,354,929		
					7,075,668,420			7,145,386,702	-	1,481,807
	Quoted corporate Bond									
1	APSCL redeemable coupon bearing bond	Corporate Bond	3,750	98,862	370,732,500	3,750.00	4,100.00	405,334,200	-	-
					370,732,500			405,334,200	-	-

Sl. no	Name of the company	Industry	Face value	No. of shares	Cost of holding	Average costing price	Fair value/ NAV per share	Total fair value/ Net Asset value (Tk)	Provision Required	Provision Maintained
	Unquoted shares and mutual funds									
1	Industrial and Infrastructure Development Finance Co. Limited (IIDFC)		10	10,449,259	29,683,820	2.84	(9.91)	-	29,683,820	29,683,820
2	Central Depository Bangladesh Limited (CDBL)		10	2,284,721	6,277,770	2.75	39.31	89,816,934	-	-
3	The Bangladesh Rating Agency Limited (BRAL)		100	106,717	10,671,700	100.00	5.73	610,955	10,060,745	10,060,745
4	Blue Wealth 1st Balance Fund		10	2,500,000	25,000,000	10.00	10.66	26,650,000	-	-
5	EDGE Al-Amin Shariah Consumer Fund		10	1,600,000	16,000,000	10.00	10.15	16,240,000	-	-
6	EDGE AMC Growth Fund		10	775,000	9,145,000	11.80	12.12	9,393,000	-	-
7	EDGE High Quality Income Fund		10	4,762,440	49,999,962	10.50	11.42	54,387,065	-	-
8	Ekush Growth Fund		10	2,250,000	22,500,000	10.00	10.70	24,079,500	-	-
9	Ekush Stable Return Fund		10	2,191,000	24,999,310	11.41	11.80	25,862,564	-	-
10	Green Delta Dragon Enhanced Blue Chip Growth Fund		10	2,500,000	25,000,000	10.00	10.75	26,875,000	-	-
11	HFAML Shariah Unit Fund		10	2,000,000	20,000,000	10.00	8.20	16,400,000	3,600,000	6,495,904
12	IDLC Balanced Fund		10	4,511,370	45,113,700	10.00	10.20	46,015,974	-	-
13	UCB Income Plus Fund		10	4,759,370	49,999,929	10.51	11.43	54,399,599	-	-
14	VIPB Accelerated Income Unit Fund		10	4,000,000	44,520,000	11.13	11.13	44,520,000	-	-
15	VIPB Fixed Income Fund		10	997,000	9,999,910	10.03	10.20	10,169,400	-	-
16	VIPB Growth Fund		10	2,014,000	20,140,000	10.00	11.13	22,415,820	-	-
17	VIPB NLI 1ST Unit Fund		10	7,218,585	72,185,850	10.00	9.86	71,175,248	1,010,602	1,010,602
18	VIPB SEBL 1st Unit Fund		10	11,773,467	117,734,670	10.00	10.58	124,563,281	-	-
					598,971,621			663,574,340	44,355,167	48,732,878

Syed M Omar Tayub
Managing Director & CFO
BRAC Bank PLC
Head Office, Dhaka

M Mahbubur Rahman FCA
Additional Managing Director & CFO
BRAC Bank PLC.

M Mahbubur Rahman FCS
Company Secretary
BRAC Bank PLC

Tarek Rafat Ullah Khan
Managing Director & CEO
BRAC Bank PLC.

A. QASEM & CO.
CHARTERED ACCOUNTANTS
DHAKA

Annexure - E

BRAC Bank PLC.
Schedule of Fixed Assets
As at 31 December 2024

Amount in Taka

Particulars	Cost				Depreciation				Written-down value as at 31 December 2024
	Opening balance as on 01 January 2024	Addition/ Revaluation during the year	Disposals/ Adjustments during the year	Total balance as at 31 December 2024	Opening balance as on 01 January 2024	Charge during the year	Disposals/ Adjustments during the year	Total balance as at 31 December 2024	
Property, plant & equipment (PPEs)									
Land	527,275,400	-	-	527,275,400	-	-	-	-	527,275,400
Office floor space	4,034,334	-	-	4,034,334	1,124,907	100,858	-	1,225,765	2,808,569
Furniture & fixture	2,346,016,160	263,403,237	73,351,657	2,536,067,740	1,720,188,387	146,332,171	72,412,143	1,794,108,415	741,959,325
Office equipment	1,467,218,773	212,619,350	27,332,407	1,652,505,716	1,253,509,447	117,302,262	27,319,917	1,343,491,792	309,013,924
IT Hardware	3,424,966,158	942,610,625	36,556,766	4,331,020,017	2,583,369,738	488,893,781	36,422,656	3,035,840,863	1,295,179,154
Motor vehicles	442,202,195	-	-	442,202,195	366,372,646	25,389,789	-	391,762,435	50,439,760
Right of use assets (RoU)	6,715,802,482	1,241,972,128	417,235,566	7,540,539,044	2,554,094,484	902,607,156	311,177,474	3,145,524,166	4,395,014,878
Capital expenditure work in progress	306,546,534	532,520,341	423,647,335	415,419,540	-	-	-	-	415,419,540
Sub-total	15,234,062,036	3,193,125,681	978,123,731	17,449,063,986	8,478,659,609	1,680,626,017	447,332,190	9,711,953,436	7,737,110,550
Intangible assets:									
With definite useful lives:									
IT Software	2,979,635,750	280,770,170	-	3,260,405,920	2,107,859,025	371,211,567	-	2,479,070,592	781,335,328
Sub-total	2,979,635,750	280,770,170	-	3,260,405,920	2,107,859,025	371,211,567	-	2,479,070,592	781,335,328
As at 31 December 2024	18,213,697,786	3,473,895,851	978,123,731	20,709,469,906	10,586,518,634	2,051,837,584	447,332,190	12,191,024,028	8,518,445,878

As at 31 December 2023

Amount in Taka

Particulars	Cost								Written-down value as at 31 December 2023
	Opening balance as on 01 January 2023	Addition/ Revaluation during the year	Disposals/ Adjustments during the year	Total balance as at 31 December 2022	Opening balance as on 01 January 2023	Charge during the year	Disposals/ Adjustments during the year	Total balance as at 31 December 2023	
Property, plant & equipment (PPEs)									
Land	527,275,400	-	-	527,275,400	-	-	-	-	527,275,400
Office floor space	4,034,334	-	-	4,034,334	1,024,048	100,858	-	1,124,906	2,909,428
Furniture & fixture	2,170,822,096	185,522,048	10,327,984	2,346,016,160	1,583,624,101	146,820,837	10,256,551	1,720,188,387	625,827,773
Office equipment	1,361,168,512	162,568,390	56,518,129	1,467,218,773	1,216,914,087	93,091,554	56,496,193	1,253,509,448	213,709,325
IT Hardware	3,275,504,031	324,408,406	174,946,279	3,424,966,158	2,320,466,259	437,726,091	174,822,612	2,583,369,738	841,596,420
Motor vehicles	422,497,790	19,704,405	-	442,202,195	338,310,899	28,061,747	-	366,372,646	75,829,549
Right of use assets (RoU)	6,103,024,179	823,905,837	211,127,534	6,715,802,482	1,919,247,279	805,283,476	170,436,271	2,554,094,484	4,161,707,998
Capital expenditure work in progress	207,119,222	375,313,241	275,885,929	306,546,534	-	-	-	-	306,546,534
Sub-total	14,071,445,564	1,891,422,327	728,805,855	15,234,062,036	7,379,586,673	1,511,084,563	412,011,627	8,478,659,609	6,755,402,427
Intangible assets:									
With definite useful lives:									
IT Software	2,800,445,367	179,190,384	-	2,979,635,751	1,712,957,564	394,901,461	-	2,107,859,025	871,776,726
Sub-total	2,800,445,367	179,190,384	-	2,979,635,751	1,712,957,564	394,901,461	-	2,107,859,025	871,776,726
As at 31 December 2023	16,871,890,931	2,070,612,711	728,805,855	18,213,697,787	9,092,544,237	1,905,986,024	412,011,627	10,586,518,634	7,627,179,153

Syed M Omar Tayub
Managing Director & CFO
Prime Bank Investment PLC
Head Office, Dhaka

Arefin Rana FCA
Additional Managing Director & CFO
BRAC Bank PLC.

Company Secretary
BRAC Bank PLC.

Managing Director & CEO
BRAC Bank PLC.

A. QASEM & CO.
CHARTERED ACCOUNTANTS
DHAKA

Annexure-F

BRAC Bank PLC.
Statement of Tax Position
As at 31 December 2024

Amount in Taka

Accounting year	Assessment year	Tax provision in financial statements	Tax as per latest assessment	(Short)/Excess provision	Advance tax as per assessment order	Present status
2019	2020-2021	3,718,904,812	3,432,353,978	3,682,847,926	36,056,886	Appeal filled to the Taxes Apellate Tribunal aginst the order of the Commissiner Taxes of Appeal
2020	2021-2022	2,728,499,267	2,466,141,523	2,661,946,661	66,552,606	Appeal filled to the Commissioner Taxes of Appeal against the order of the DCT.
2021	2022-2023	4,067,399,481	3,899,871,425	4,268,930,001	(201,530,520)	Appeal filled to the Commissioner Taxes of Appeal against the order of the DCT.
2022	2023-2024	3,905,699,754	3,697,216,125	3,697,216,125	208,483,629	Tax return submitted for the assessment.
2023	2024-2025	5,328,475,773	5,082,045,383	5,082,045,383	246,430,390	Tax return submitted for the assessment.
2024	2025-2026	6,349,742,457	-	-	6,349,742,457	Tax return not yet due

Note: Assessment for the Income Year 2009 (AY 2010-2011) in progress and filed appeal before Hourable High Court against the Order of The Taxes Appellate Tribunal

Syed M Omar Tayub
Managing Director & CFO
Prime Bank Investment PLC
Head Office, Dhaka

Mahbubur Rahman FCS
Company Secretary
BRAC Bank PLC

Tareq Refat Ullah Khan
Managing Director & CEO
BRAC Bank PLC.

Masood Rana FCA
Additional Managing Director & CFO
BRAC Bank PLC.

A. QASEM & CO.
GULSHAN
DHAKA
CHARTERED ACCOUNTANTS

Annexure-G

BRAC Bank PLC.
Statement of Segment Reporting
For the year ended 31 December 2024

Amount in Taka

Particulars	SME	Retail	Corporate	Treasury	Total
Total external revenue	24,586,469,394	(5,924,899,308)	9,719,349,802	15,869,491,260	44,250,411,148
Inter segment revenue /(expenses)	(11,272,780,185)	18,252,252,821	3,005,274,981	(9,984,747,618)	(1)
Total segment revenue	**13,313,689,209**	**12,327,353,513**	**12,724,624,783**	**5,884,743,642**	**44,250,411,147**
Total segment operating expenses	9,491,810,213	8,537,488,920	2,267,900,745	525,977,876	20,823,177,754
Segment operating profit/(loss)	**3,821,878,996**	**3,789,864,593**	**10,456,724,038**	**5,358,765,766**	**23,427,233,393**

For the year ended 31 December 2023

Amount in Taka

Particulars	SME	Retail	Corporate	Treasury	Total
Total external revenue	18,166,483,591	(254,440,652)	6,871,602,384	6,826,824,694	31,610,470,017
Inter segment revenue /(expenses)	(8,597,891,725)	10,808,329,181	2,393,385,557	(4,603,823,013)	-
Total segment revenue	**9,568,591,866**	**10,553,888,529**	**9,264,987,941**	**2,223,001,681**	**31,610,470,017**
Total segment operating expenses	7,955,394,749	7,405,491,475	1,899,413,150	419,905,928	17,680,205,302
Segment operating profit/(loss)	**1,613,197,117**	**3,148,397,054**	**7,365,574,791**	**1,803,095,753**	**13,930,264,715**

Segmental assets and liabilities

The necessary information regarding assets and liabilities of operating segments (excluding subsidiaries) are not separable and individually identifiable and so the assets and liabilities of the respective segments have not been presented here.

Syed M Omar Tayub
Managing Director & CFO
Prime Bank Investment PLC
Head Office, Dhaka

Mahbubur Rana FCA
Additional Managing Director & CFO
BRAC Bank PLC.

Tareq Refat Ullah Khan
Managing Director & CEO
BRAC Bank PLC.

M Mahbubur Rahman FCS
Company Secretary
BRAC Bank PLC

A. QASEM & CO. CHARTERED ACCOUNTANTS

ECOVIS BANGLADESH

A. QASEM & CO.
Chartered Accountants Since 1953

70 Years of excellence

To whom it may concern

This is to certify that as detailed in the **Annexure-H**, BRAC Bank PLC. made the custodian transactions on account of custodian services provided during the year ended 31 December 2024, which have been verified with the books of account, invoices and other related documents as produced to us for our verification.

We also certify that management of the Bank prepared and fairly presented the income and expenses in accordance with the requirement of the Securities and Exchange Commission (Securities Custodial Service) Rules 2003, and made necessary disclosures in the Bank's audited financial statements for the year ended 31 December 2024.

A. Qasem & Co.
Chartered Accountants
FRC Enlistment No.: CAF-001-129

Ziaur Rahman Zia FCA
Partner
Enrolment No: 1259

Dhaka, Bangladesh
Dated: 28 April 2025

Tareq Refat Ullah Khan
Managing Director & CEO
BRAC Bank PLC.

M Mahbubur Rahman FCS
Company Secretary
BRAC Bank PLC.

M Masud Rana FCA
Additional Managing Director & CFO
BRAC Bank PLC.

Syed M Omar Tayub
Managing Director & CEO
Prime Bank Investment PLC
Head Office, Dhaka

Annexure - H

BRAC Bank PLC.
Custodian Service
For the year ended 31 December 2024

Particulars	2024 Taka	2023 Taka
Operating income		
Commission, exchange and brokerage	19,531,356	23,180,187
Total operating income	**19,531,356**	**23,180,187**
Operating expenses		
Salaries and allowances	6,649,263	4,856,169
Rent, taxes, insurance, electricity etc.	1,312,605	1,104,156
Postage, stamps, telecommunication etc.	31,845	55,578
Stationery, printing, advertisement etc.	1,210	960
Depreciation on and repairs to bank's assets	1,270,490	618,413
Other expenses	290,968	210,520
Total operating expenses	**9,556,381**	**6,845,796**
Operating profit	**9,974,975**	**16,334,391**

Syed M Omar Tayub
Managing Director & CEO
Prime Bank Investment PLC
Head Office, Dhaka

M Masud Rana FCA
Additional Managing Director & CFO
BRAC Bank PLC.

M Mahbubur Rahman FCS
Company Secretary
BRAC Bank PLC.

A. QASEM & CO. CHARTERED ACCOUNTANTS DHAKA

Tarec Refat Ullah Khan
Managing Director & CEO
BRAC Bank PLC.

Annexure - I

BRAC Bank PLC.

Details of transactions with related parties

For the year ended 31 December 2024

Amount in Taka

SL No.	Name of the related parties (Companies)	Relationship status	Balance type	Opening balance	Deposit/payment during the period	Withdrawal/loan during the period	Closing balance
1	BRAC and its associated organization	Parent Company	Deposits	16,885,059,618	436,117,372,566	431,434,656,862	21,567,775,322
2	bKash Limited	Subsidiary	Deposits	3,486,682,359	759,846,433,811	759,874,064,836	3,459,051,334
3	BRAC EPL Investments Limited	Subsidiary	Deposits	124,661,148	3,728,543,752	3,700,016,845	153,188,055
4	BRAC EPL Stock Brokerage Limited	Subsidiary	Deposits	871,796,937	16,574,752,251	16,316,161,362	1,130,387,826
5	BRAC IT Services Limited (biTS)	Associates	Deposits	83,300,628	1,144,900,552	1,173,816,470	54,384,710
6	BRAC SAAJAN Exchange Limited	Subsidiary	Deposits	49,691,613	22,609,103,799	22,605,939,868	52,855,544
7	Edotco Bangladesh Co. Limited	Common Board member	Deposits	441,817	465,490	452,965	454,343
8	Association of Bankers, Bangladesh	Executive member	Deposits	40,725,933	-	40,725,933	-
9	Kids Tutorial	Common Board member	Deposits	-	14,280,276	2,341,740	11,938,536
10	The Legal Circle	Common Board member	Deposits	159,885	7,303,519	7,116,670	346,734
11	Light Castle Partners	Common Board member	Deposits	78,547,055	107,361,192	132,087,714	53,820,533
12	Biman Bangladesh Airlines	Common Board member	Deposits	2,688,597,980	3,140,199,485	4,836,821,554	991,975,912
13	BRAC EPL Investments Limited	Subsidiary	Continuous loan	852,422,016	1,030,982,258	924,899,946	746,339,704
14	BRAC Saajan Exchange Limited	Subsidiary	Continuous loan	408,091,844	15,106,418,983	15,215,911,527	517,584,388
15	BRAC EPL Stock Brokerage Limited	Subsidiary	Non-Funded	-	-	-	1,000,000,000
16	Industrial and Infrastructure Development Finance Co. Limited	Common Board member	Term placement	100,000,000			100,000,000
17	BRAC IT Services Limited (biTS)	Associates	Receivables	124,393,521	N/A		93,929,793
18	Key Management Personnel (Note - 7.7.1)	Senior Management	Loans and Advances	125,725,390	N/A		312,613,486
19	BRAC Bank Employees' Gratuity Fund (Post employment benefit plan)	Details of transactions with BRAC Bank Employees' Gratuity Fund can be found at note no 9.5					

SL No.	Name of the related parties (Directors)	Relationship status	Balance type	Credit Card Limit	Lien Amount	Opening balance	Closing balance
1	Asif Saleh	Director	Credit card	500,000	500,000	1,436	258,188
2	Selim Reza Farhad Hussain	Director	Credit card	1,000,000	1,000,000	443,916	33,132
3	Ms. Anita Ghazi Rahman	Director	Credit card	800,000	950,000	-	221,219

Note: In addition, BRAC Bank has credit exposure on NGOs where its Directors are involved in the capacity of executive committee members. As on 31 December 2024, the Bank has credit exposures amounting BDT 4,643,768,832. However, as per Bangladesh Bank letter ref: BRPD (R-2)651/9(25)ka/2016-6852; such exposure shall not come under the purview of related party exposures as given to non-profit organisations.

Syed M Omar Tayub
Managing Director & CEO
Prime Bank Investment PLC
Head Office, Dhaka

M Mabsud Rana FCA
Additional Managing Director & CFO
BRAC Bank PLC.

M Mahbubur Rahman FCS
Company Secretary
BRAC Bank PLC

Tariq Refat Ullah Khan
Managing Director & CEO
BRAC Bank PLC.

A. QASEM & CO
CHARTERED ACCOUNTANTS
DHAKA

BRAC Bank PLC.
Off-shore Banking Units

Financial Statements
as at and for the year ended 31 December 2024

Syed M Omar Tayub
Managing Director & CEO
Prime Bank Investment PLC
Head Office, Dhaka

M Masud Rana FCA
Additional Managing Director & CFO
BRAC Bank PLC.

M Mahbubur Rahman FCS
Company Secretary
BRAC Bank PLC

Tareq Rejat Ullah Khan
Managing Director & CEO
BRAC Bank PLC.

Annexure - J

Off-shore Banking Units
Balance Sheet
As at 31 December 2024

Particulars	Note	2024		2023	
		USD	Taka	USD	Taka
PROPERTY AND ASSETS					
Cash		-	-	-	-
Cash in hand					
(Including foreign currency)		-	-	-	-
Balance with Bangladesh Bank and its agent bank(s)		-	-	-	-
(Including foreign currency)					
Balance with other banks and financial institutions	3	5,043,095	605,171,391	8,777,224	965,494,681
Inside Bangladesh		-	-	-	-
Outside Bangladesh		5,043,095	605,171,391	8,777,224	965,494,681
Money at call on short notice		-	-	-	-
Investments		-	-	-	-
Government		-	-	-	-
Others		-	-	-	-
Loans and advances	4	612,079,712	73,449,565,468	570,877,830	62,796,561,271
Loans, cash credit, overdrafts etc.		594,948,358	71,393,803,001	540,964,973	59,506,147,000
Small and medium enterprises		752,747	90,329,658	5,203,745	572,411,962
Bills purchased and discounted		16,378,607	1,965,432,809	24,709,112	2,718,002,309
Fixed assets including premises, furniture and fixtures		-	-	-	-
Other assets	5	18,939,670	2,272,760,374	19,652,909	2,161,819,957
Total Property and Assets		636,062,477	76,327,497,233	599,307,963	65,923,875,909
LIABILITIES AND CAPITAL					
Liabilities					
Borrowings from other banks, financial institutions and agents	6	536,217,369	64,346,084,330	503,767,409	55,414,414,939
Money at call and short notice		1,000,000	120,000,000	5,000,000	550,000,000
Deposits and other accounts	7	43,356,377	5,202,765,318	37,327,674	4,106,044,115
Current accounts and other accounts		1,578,332	189,399,859	3,564,645	392,110,997
Bills payable		-	-	-	-
Savings deposits		-	-	-	-
Fixed deposits		41,778,045	5,013,365,459	33,345,816	3,668,039,740
Other deposits		-	-	417,213	45,893,378
Other liabilities	8	44,369,022	4,144,459,455	54,786,227	5,118,992,035
Total Liabilities		624,942,768	73,813,309,103	600,881,310	65,189,451,089
Capital and Shareholders' Equity					
Paid up share capital		-	-	-	-
Statutory reserve		-	-	-	-
Revaluation reserve		-	-	-	-
Foreign currency translation reserve		(114)	779,563,862	(6,830)	463,458,207
Surplus in profit and loss account/Retained earnings	9	11,119,823	1,734,624,268	(1,566,517)	270,966,613
Total shareholders' equity		11,119,709	2,514,188,130	(1,573,347)	734,424,820
Total Liabilities and Shareholders' Equity		636,062,477	76,327,497,233	599,307,963	65,923,875,909

Syed M Omar Tayub
Managing Director & CEO
Prime Bank Investment PLC
Head Office, Dhaka

M Masud Rana FCA
Additional Managing Director & CFO
BRAC Bank PLC.

M Mahbubur Rahman FCA
Company Secretary
BRAC Bank PLC

A. QASEM & CO. CHARTERED ACCOUNTANTS DHAKA

Tareq Refat Ullah Khan
Managing Director & CEO
BRAC Bank PLC.

Continuation of Annexure - J

Off-shore Banking Units
Balance Sheet
As at 31 December 2024

Particulars	Note	2024		2023	
		USD	Taka	USD	Taka
Off balance sheet items					
Contingent liabilities					
Acceptances and endorsements		3,443,439	413,212,656	3,461,916	380,810,800
Irrevocable letter of credits		2,370,933	284,511,951	1,190,756	130,983,121
Letter of guarantees		-	-	-	-
Bills for collection		13,538,153	1,624,578,414	14,720,768	1,619,284,527
Total		**19,352,525**	**2,322,303,021**	**19,373,440**	**2,131,078,448**
Other commitments					
Swap deals with banks and customers		-	-	-	-
Spot and forward deals with banks and customers		-	-	-	-
		-	-	-	-
Total off balance sheet items		**19,352,525**	**2,322,303,021**	**19,373,440**	**2,131,078,448**

Syed M Omar Tayub
Managing Director & CEO
Prime Bank Investment PLC
Head Office, Dhaka

M Masud Rana FCA
Additional Managing Director & CFO
BRAC Bank PLC.

A. QASEM & CO.
CHARTERED ACCOUNTANTS
GULSHAN DHAKA

M Mahbubur Rahman FCS
Company Secretary
BRAC Bank PLC

Tareq Refat Ullah Khan
Managing Director & CEO
BRAC Bank PLC.

Off-shore Banking Units
Profit and Loss Account
For the year ended 31 December 2024

Particulars	Note	2024		2023	
		USD	Taka	USD	Taka
Interest income	10	54,278,339	6,312,359,457	45,231,034	4,887,467,236
Interest paid on deposits and borrowing etc.	11	43,660,426	5,057,843,416	36,400,384	3,926,719,559
Net interest income		10,617,913	1,254,516,041	8,830,650	960,747,677
Investment income		-	-	-	-
Commission, exchange and brokerage	12	1,005,352	116,474,726	627,300	67,732,880
Other operating income	13	740,708	83,407,440	433,999	45,081,415
Total operating income		12,363,973	1,454,398,207	9,891,949	1,073,561,972
Salaries and allowances		1,195,468	138,939,802	1,108,038	119,598,581
Rent, taxes, insurance, electricity etc.	14	96,355	11,183,917	100,979	10,896,114
Legal expenses		-	-	(1,750)	(192,890)
Postage, stamps, telecommunication etc.	15	15,521	1,817,351	4,573	492,281
Stationery, printing, advertisement etc.	16	57,306	6,717,789	43,904	4,690,745
Depreciation and repairs to bank's assets		159,608	18,680,670	126,162	13,596,212
Other expenses		312,016	36,182,022	318,197	34,284,004
Total operating expenses		1,836,274	213,521,551	1,700,103	183,365,047
Profit before provisions		10,527,699	1,240,876,656	8,191,846	890,196,925
Provision for:					
Loans and advances	17	(2,158,641)	(222,780,999)	3,888,426	421,074,225
Off balance sheet items		-	-	-	-
Others		-	-	-	-
Total provision		(2,158,641)	(222,780,999)	3,888,426	421,074,225
Profit/(loss) before taxes		12,686,340	1,463,657,655	4,303,420	469,122,700
Provision for tax:					
Current tax expense		-	-	-	-
Deferred tax expense/ (income)		-	-	-	-
Total provision for tax	18	-	-	-	-
Total profit/(loss) after taxes		12,686,340	1,463,657,655	4,303,420	469,122,700

Syed M Omar Tayub
Managing Director & CEO
Prime Bank Investment PLC
Head Office, Dhaka

M Masud Rana FCA
Additional Managing Director & CFO
BRAC Bank PLC.

M Mahbubur Rahman FCS
Company Secretary
BRAC Bank PLC

Tareq Refat Ullah Khan
Managing Director & CEO
BRAC Bank PLC

Off-shore Banking Units
Cash Flow Statement
For the year ended 31 December 2024

Particulars	2024		2023	
	USD	Taka	USD	Taka
A. Cash flows from operating activities				
Interest receipts in cash	54,360,915	6,165,705,196	38,782,682	4,109,636,198
Interest payment	(43,856,755)	(4,919,891,338)	(33,608,555)	(3,589,398,287)
Fees and commissions receipts	1,005,352	116,474,726	627,300	67,732,880
Cash payments to employees	(1,195,468)	(138,939,802)	(1,108,039)	(119,598,581)
Cash payments to suppliers	(72,827)	(8,535,140)	(48,477)	(5,183,026)
Receipts from other operating activities	740,784	83,407,440	433,998	45,081,415
Payment for other operating activities :	(670,034)	(78,643,987)	(537,926)	(18,318,056)
Operating cash flow before changes in operating assets and liabilities (i)	**10,311,967**	**1,219,577,095**	**4,540,983**	**489,952,543**
Increase/decrease in operating assets and liabilities				
Loans and advances to customers	(41,201,882)	(10,653,004,196)	(92,612,517)	(13,393,189,226)
Other assets	630,663	(257,594,677)	(4,584,284)	(378,914,496)
Deposits from other banks/borrowings	28,449,961	8,501,669,391	61,438,672	9,756,698,445
Deposits from customers	6,028,704	1,096,721,203	15,677,456	1,869,641,543
Other liabilities	(7,084,204)	(216,960,222)	(1,477,274)	(244,769,988)
Cash utilised in operating assets and liabilities (ii)	(13,176,758)	(1,529,168,501)	(21,557,947)	(2,390,533,722)
Net cash (used)/flows from operating activities (i+ii)	**(2,864,791)**	**(309,591,406)**	**(17,016,964)**	**(1,900,581,179)**
B. Cash flows from investing activities				
Investment in commercial paper	-	-	-	-
Net cash used in investing activities	-	-	-	-
C. Cash flows from financing activities	-	-	-	-
D. Net increase/(decrease) in cash (A+B+C)	**(2,864,791)**	**(309,591,406)**	**(17,016,964)**	**(1,900,581,179)**
E. Cash and cash equivalents at beginning of year	8,777,224	965,494,681	23,060,934	2,382,125,360
Exchange difference	(869,338)	(50,731,884)	2,733,254	483,950,500
Cash and cash equivalents at the end of year (D+E)	**5,043,095**	**605,171,391**	**8,777,224**	**965,494,681**
Cash and cash equivalents at the end of the year:				
Cash in hand (including foreign currency)	-	-	-	-
Balance with Bangladesh Bank and its agents bank(s) (including foreign currency)	-	-	-	-
Balance with other banks and financial institutions	5,043,095	605,171,391	8,777,224	965,494,681
	5,043,095	**605,171,391**	**8,777,224**	**965,494,681**

Syed M Omar Tayub
Managing Director & CEO
Prime Bank Investment PLC
Head Office, Dhaka

M Masud Rana FCA
Additional Managing Director & CFO
BRAC Bank PLC.

M Mahbubur Rahman FCS
Company Secretary
BRAC Bank PLC

Tareq Refat Ullah Khan
Managing Director & CEO
BRAC Bank PLC.

Off-Shore Banking Units
Notes to the financial statements as at and for the year ended 31 December 2024

1 Status of the units

Off-shore Banking Units of BRAC Bank PLC., governed under the rules and guidelines of Bangladesh Bank. The bank commenced the operation of its Off-shore banking Unit from 2010 after obtaining necessary approval from Bangladesh Bank.

1.1 Principal Activities

The principal activities of the units are to provide all kinds of commercial banking services to its customers through its off-shore Banking units in Bangladesh.

2 Summary of significant accounting policies and basis of preparation

2.1 A summary of the principle accounting policies which have been applied consistently (unless otherwise stated), are set out below:

a) Basis of accounting

The off-shore Banking Units maintain its accounting records in USD from which accounts are prepared according to the Bank Companies Act 1991, International Financial Reporting Standards and other applicable directives issued by Bangladesh Bank.

b) Use of estimates and judgments

The preparation of financial statements requires management to make judgments, estimates and assumptions that affect the application of accounting policies and the reported amounts of assets, liabilities, income and expenses, actual results may differ from these estimates. Estimates and underlying assumptions are reviewed on an ongoing basis. Revision of accounting estimates are recognised in the period in which the estimate is revised and in any future periods affected.

c) Foreign currency transactions and translations to presentation currency

Foreign currency transactions are converted into equivalent functional currency i.e. USD using the exchange rates ruling on the dates of respective transactions as per IAS -21" The Effects of Changes in Foreign Exchange Rates".

All revenue items have been translated to presentation currency i.e. BDT at average rate and all balance sheet items except retained earnings were translated to presentation currency at the closing rate. Any resulting differences have been recognised as foreign currency translation

Commitments for outstanding forward foreign exchange contracts disclosed in the financials are translated at contracted rates. Contingent liabilities/ commitments for letter of credit and letter of guarantee denominated in foreign currencies are expressed in Taka terms at the rates of exchange ruling on the balance date.

2.2 Reporting period

These financial statements cover one calendar year from 1 January to 31 December 2024.

2.3 Cash and cash equivalents

For the purpose of presentation in the cash flow statements, cash and cash equivalents includes cash in hand and cash at bank, highly liquid interest bearing investment/securities with original maturities of less than three month.

As per IAS 7 Statement of Cash Flows, cash flow statement can be prepared either in direct method or in indirect method. The presentation is selected to present these cash flows in a manner that is most appropriate for the business or industry . The method selected is applied consistently. As per BRPD 14 dated 25 June 2003, cash flow statement should be a mixture of direct and indirect method.

2.4 Loans and advances

a) Loans and advances of Off-shore Banking Units are stated in the balance sheet on gross basis.
b) Interest is calculated on a daily product basis but charged and accounted for on accrual basis. Interest is not charged on bad and loss loans as per guidelines of Bangladesh Bank. Records of such interest amounts are kept in separate memorandum accounts.

2.5 Provision for liabilities

A provision is recognised in the balance sheet when the unit has a legal or constructive obligation as a result of a past event and it is probable that an outflow of economic benefit will be required to settle the obligations, in accordance with the IAS 37 " Provisions, Contingent Liabilities and Contingent Assets".

2.6 General

a) Figures appearing in these financial statements have been rounded off to the nearest Taka and rearranged wherever necessary.

Syed M Omar Tayub
Managing Director & CEO
Prime Bank Investment PLC
Head Office, Dhaka

M Masud Rana FCA
Additional Managing Director & CFO
BRAC Bank PLC.

M Mahbubur Rahman FCS
Company Secretary
BRAC Bank PLC

Tareq Refat Ullah Khan
Managing Director & CEO
BRAC Bank PLC.

A. QASEM & CO. CHARTERED ACCOUNTANTS

	Particulars	2024		2023	
		USD	Taka	USD	Taka
3	**Balance with other banks and financial institutions**				
	JP Morgan Chase Bank, New York	2,827,963	339,355,512	7,951,658	874,682,333
	JP Morgan AG, Frankfurt, Germany	435,063	52,207,562	310,116	34,112,814
	JP Morgan Chase, N.A., London	1,780,069	213,608,317	515,450	56,699,534
		5,043,095	**605,171,391**	**8,777,224**	**965,494,681**
4	**Loans and advances**				
	Loans, cash credits, overdrafts etc. (note 4.1)	594,948,358	71,393,803,001	540,964,973	59,506,147,000
	Small and medium enterprises	752,747	90,329,658	5,203,745	572,411,962
	Bills purchased and discounted (except SME)	16,378,607	1,965,432,809	24,709,112	2,718,002,309
		612,079,712	**73,449,565,468**	**570,877,830**	**62,796,561,271**
4.1	**Loans, cash credit, overdrafts etc.**				
	Overdrafts	5,558,804	667,056,535	5,516,242	606,786,569
	Demand loans	524,663,086	62,959,570,274	497,745,225	54,751,974,748
	Term loans	64,726,468	7,767,176,192	37,703,506	4,147,385,683
		594,948,358	**71,393,803,001**	**540,964,973**	**59,506,147,000**
5	**Other assets**				
	Interest receivables	15,573,759	1,868,851,059	15,656,335	1,722,196,798
	Deferred revenue expenditure	3,365,911	403,909,315	3,996,574	439,623,159
		18,939,670	**2,272,760,374**	**19,652,909**	**2,161,819,957**
6	**Borrowings from other banks, financial institutions and agents**				
	Inside Bangladesh:				
	State Bank of India, OBU	-	-	2,500,000	275,000,000
	On Shore to BRAC Bank Off Shore	116,788,798	14,014,655,760	124,524,551	13,697,700,654
		116,788,798	**14,014,655,760**	**127,024,551**	**13,972,700,654**
	Outside Bangladesh:				
	HDFC Bank Limited, India	-	-	10,000,000	1,100,000,000
	Asian Development Bank	30,000,000	3,600,000,000	20,000,000	2,200,000,000
	British International Investment PLC	50,000,000	6,000,000,000	-	-
	Caixabank S.A.	70,000,000	8,400,000,000	30,000,000	3,300,000,000
	Commerzbank Ag, Hamburg, Germany	10,000,000	1,200,000,000	-	-
	Abu Dhabi Commercial Bank, UAE	-	-	50,000,000	5,500,000,000
	International Finance Corporation (IFC), USA	50,000,000	6,000,000,000	50,000,000	5,500,000,000
	JP Morgan Chase Bank N.A. Singapore	20,000,000	2,400,000,000	29,600,000	3,256,000,000
	Mizuho Bank Ltd, Singapore	28,000,000	3,360,000,000	20,000,000	2,200,000,000
	Citibank, N.A.,Tokyo Branch	1,428,571	171,428,570	7,142,857	785,714,285
	DEG - Deutsche Investitions	50,000,000	6,000,000,000	50,000,000	5,500,000,000
	Emirates Nbd Bank Pjsc, Dubai	20,000,000	2,400,000,000	20,000,000	2,200,000,000
	Japan International Cooperation Agency (JICA)	90,000,000	10,800,000,000	90,000,000	9,900,000,000
		419,428,571	**50,331,428,570**	**376,742,857**	**41,441,714,285**
		536,217,369	**64,346,084,330**	**503,767,409**	**55,414,414,939**
7	**Deposit and other accounts**				
	Current and other accounts	1,578,332	189,399,859	3,564,645	392,110,997
	Bills payable	-	-	-	-
	Saving deposits	-	-	-	-
	Term deposits	41,778,045	5,013,365,459	33,345,816	3,668,039,740
	Other deposits	-	-	417,213	45,893,378
	Total Deposit and other accounts	**43,356,377**	**5,202,765,318**	**37,327,674**	**4,106,044,115**
8	**Other liabilities**				
	Provisions for loans and advances	8,831,500	1,059,780,047	20,851,065	2,293,617,150
	Provision on interest receivable	155,738	18,688,511	156,446	17,209,013
	Interest suspense	128,727	15,447,248	1,097,580	120,733,781
	Provision for taxation net off AIT	563,389	67,606,624	614,606	67,606,624
	Interest payable on borrowings	6,734,209	808,105,042	6,092,300	670,152,965
	Accrued expenses	323,227	23,613,958	425,282	36,211,336
	Suppliers payable	150	(70,212)	-	(70,212)
	Payable to on-shore	26,725,229	2,096,402,140	24,938,672	1,888,579,852
	Payable against SWIFT charge	16,717	2,006,030	11,886	1,307,473
	Others payable	890,136	52,880,067	598,390	23,644,053
		44,369,022	**4,144,459,455**	**54,786,227**	**5,118,992,035**

Tareq Refat Ullah Khan
Managing Director & CEO
BRAC Bank PLC.

Syed M Omar Tayub
Managing Director & CEO
Prime Bank Investment PLC
Head Office, Dhaka

M Masud Rana FCA
Additional Managing Director & CFO
BRAC Bank PLC.

A. QASEM & CO. CHARTERED ACCOUNTANTS DHAKA

Company Secretary
BRAC Bank PLC

	Particulars	2024		2023	
		USD	Taka	USD	Taka
9	**Surplus in profit and loss account/ retained earnings**				
	Balance at the beginning of the year	(1,566,517)	270,966,613	(5,869,937)	(198,156,087)
	Adjustment to retained earnings	-	-	-	-
	Add: Retained surplus for the year	12,686,340	1,463,657,655	4,303,420	469,122,700
		11,119,823	**1,734,624,268**	**(1,566,517)**	**270,966,613**
10	**Interest income**				
	Interest on loans and advances	53,530,096	6,226,407,571	45,109,916	4,814,210,643
	Interest on money at call and short notice	641,805	73,472,289	-	-
	Other interest income	106,438	12,479,597	121,118	73,256,593
		54,278,339	**6,312,359,457**	**45,231,034**	**4,887,467,236**
11	**Interest paid on deposits and borrowing etc.**				
	Interest on deposits	2,403,252	279,693,300	1,046,685	113,403,188
	Interest on borrowing from banks & FIs	41,176,627	4,768,604,654	35,334,698	3,811,305,351
	Interest on funding SWAP	44,919	5,323,769	-	-
	Interest on money at call and short notice	35,628	4,221,693	19,001	2,011,020
		43,660,426	**5,057,843,416**	**36,400,384**	**3,926,719,559**
12	**Commission, exchange and brokerage**				
	Commission from letters of credit-foreign	107,881	12,595,783	65,837	7,090,773
	Import and export related fees	897,528	103,885,345	562,809	60,787,378
	Other fees	(57)	(6,402)	(1,346)	(145,271)
		1,005,352	**116,474,726**	**627,300**	**67,732,880**
13	**Other operating income**				
	Miscellaneous income	740,708	83,407,440	433,999	45,081,415
		740,708	**83,407,440**	**433,999**	**45,081,415**
14	**Rent, taxes, insurance, electricity etc.**				
	Rent, rates and taxes	84,998	9,852,571	90,132	9,725,544
	Insurance	1,473	173,361	1,789	192,296
	Power and electricity	9,107	1,067,393	8,274	893,825
	WASA and sewerage	777	90,592	784	84,449
		96,355	**11,183,917**	**100,979**	**10,896,114**
15	**Postage, stamp, telecommunication etc.**				
	Postage and courier	5,915	687,606	610	65,374
	Court fees & stamps, Telegram ,Telegram, telex, fi	6,707	791,881	852	91,998
	Telephone- Office	2,899	337,864	3,111	334,909
		15,521	**1,817,351**	**4,573**	**492,281**
16	**Stationery, printing, advertisement etc.**				
	Stationery and printing	3,764	438,285	3,240	349,636
	Security stationery	1,342	156,101	1,798	194,178
	Advertisement	52,200	6,123,403	38,866	4,146,931
		57,306	**6,717,789**	**43,904**	**4,690,745**
17	**Provisions for loans and advances**				
	For classified loans and advances	(6,879,359)	(746,612,235)	32,026	2,536,316
	For unclassified loans and advances	4,721,426	523,989,067	3,791,348	411,502,943
	Provision for interest receivable	(708)	(157,831)	65,052	7,034,966
		(2,158,641)	**(222,780,999)**	**3,888,426**	**421,074,225**

18 **Provision for tax**

Offshore Banking Unit (OBU) is an integral business unit of the Bank. The income from OBU is included in the separate financial statement of the Bank and tax has been provided on total income of the Bank including income from OBU. Hence provision for tax has not been calculated for OBU portion separately.

Syed M Omar Tayub
Managing Director & CEO
Prime Bank Investment PLC
Head Office, Dhaka

M Masud Rana FCA
Additional Managing Director & CFO
BRAC Bank PLC.

Tareq Reaz Ullah Khan
Managing Director & CEO
BRAC Bank PLC.

A. QASEM & CO. CHARTERED ACCOUNTANTS DHAKA

M Mahbubur Rahman
Company Secretary
BRAC Bank PLC

12. BRIEF OVERVIEW AND COMPARATIVE FINANCIAL STATEMENTS

Balance Sheet (Consolidated)			
Particulars (in BDT)	**2022**	**2023**	**2024**
PROPERTY AND ASSETS			
Cash	**31,871,548,949**	**39,567,393,814**	**45,853,431,003**
Cash in hand (including foreign currency)	11,918,023,476	11,416,440,336	15,000,490,086
Balance with Bangladesh Bank and its agent banks (including foreign currency)	19,953,525,473	28,150,953,478	30,852,940,917
Balance with other banks and financial institutions	**52,950,426,764**	**34,928,586,993**	**32,263,729,696**
Inside Bangladesh	47,798,474,745	28,059,887,006	29,709,255,296
Outside Bangladesh	5,151,952,019	6,868,699,987	2,554,474,400
Money at call on short notice	**6,826,376,000**	**3,000,000,000**	**750,000,000**
Investments	**116,551,993,858**	**191,144,171,435**	**297,959,625,736**
Government	107,319,008,486	181,372,719,817	286,713,242,602
Others	9,232,985,372	9,771,451618	11,246,383,134
Loans and advances	**412,084,750,584**	**520,287,630,605**	**623,850,781,894**
Loans, cash credit, overdrafts etc.	222,711,877,598	285,203,753,699	361,269,154,142
Small and medium enterprises	187,247,111,913	232,338,801,248	260,345,475,823
Bills purchased and discounted	2,125,761,073	2,745,075,658	2,236,151,929
Fixed assets including premises, furniture and fixtures	**13,462,730,429**	**13,018,659,233**	**14,401,147,192**
Other assets	**20,818,534,774**	**33,816,037,500**	**40,507,533,717**
Non-banking assets	**11,341,700**	**10,141,700**	**10,978,565**
Goodwill	**1,372,563,393**	**1,372,563,393**	**1,126,273,572**
Total property and assets	**655,950,266,451**	**837,145,184,673**	**1,056,723,501,375**
LIABILITIES AND CAPITAL			
Liabilities			
Borrowings from other banks, financial institutions and agents	**38,909,562,251**	**41,923,370,755**	**50,347,610,405**
Borrowings from central bank & government agencies	**42,184,501,809**	**61,430,274,796**	**57,903,323,101**
Affordable housing bond	**4,751,000,000**	**4,751,000,000**	**4,751,000,000**
BBPLC 2nd subordinated bond	**-**	**-**	**6,287,000,000**
Money at call on short notice	**-**	**550,000,000**	**840,000,000**
Deposits and other accounts	**447,057,995,909**	**588,430,345,153**	**777,054,410,607**
Current accounts and other accounts	187,854,787,905	232,223,892,907	277,875,898,241
Bills payable	1,739,503,614	2,716,819,155	3,770,838,887
Savings deposits	71,890,957,598	79,097,018,100	99,483,397,129

Syed M Omar Tayub
Managing Director & CFO
Prime Bank Investment PLC
Head Office, Dhaka

M Masud Rana FCA
Additional Managing Director & CFO
BRAC Bank PLC.

Tareq Refat Ullah Khan
Managing Director & CEO
BRAC Bank PLC

M Mahbubur Rahman FCS
Company Secretary
BRAC Bank PLC

Term deposits	182,973,780,522	260,827,011,296	386,748,713,246
Other deposits	2,598,966,270	13,565,603,695	9,175,563,104
Other liabilities	**41,983,017,316**	**53,039,790,815**	**58,970,467,217**
Total liabilities	**574,886,077,285**	**750,124,781,519**	**956,153,811,330**
Capital and shareholders' equity			
Paid up capital	14,965,853,280	16,088,292,270	17,697,121,490
Share premium	3,853,767,032	3,853,767,032	3,853,767,032
Statutory reserve	11,148,169,834	12,312,787,273	14,038,055,470
Dividend equalization fund	355,218,455	355,218,455	355,218,455
Revaluation reserve on govt. securities	1,337,245,165	183,523,000	949,752,769
Fair value reserve	78,920,073	70,197,708	70,197,708
Foreign currency translation reserve	342,065,555	480,002,180	784,142,092
Surplus in profit and loss account/Retained earnings	29,104,805,732	33,197,686,658	40,311,362,920
Total shareholders' equity	**61,186,045,126**	**66,541,474,576**	**78,059,617,936**
Non-controlling interest	**19,878,144,040**	**20,478,928,578**	**22,510,072,109**
Total equity	**81,064,189,166**	**87,020,403,154**	**100,569,690,045**
Total liabilities and equity	**655,950,266,451**	**837,145,184,673**	**1,056,723,501,375**

Syed M Omar Tayub
Managing Director & CEO
Head Office, Dhaka

M Masud Rana FCA
Additional Managing Director & CFO
BRAC Bank PLC.

Tareq Rehan Ullah Khan
Managing Director & CEO
BRAC Bank PLC.

M Mahbubur Rahman FCS
Company Secretary
BRAC Bank PLC

Income Statement (Consolidated)			
Particulars (in BDT)	**2022**	**2023**	**2024**
Interest income	31,370,219,731	41,863,962,190	58,573,509,702
Interest paid on deposits and borrowing etc.	12,953,873,731	21,315,015,978	42,119,865,188
Net interest income	**18,416,346,000**	**20,548,946,212**	**16,453,644,514**
Investment income	7,585,930,404	12,686,698,490	28,812,533,328
Commission, exchange and brokerage	11,522,086,777	13,038,891,842	18,812,230,165
Other operating income	332,351,076	172,424,955	252,335,865
Total operating income (a)	**37,856,714,257**	**46,446,961,499**	**64,330,743,872**
Salaries and allowances	12,519,270,169	14,513,613,226	17,385,245,127
Rent, taxes, insurance, electricity etc.	695,793,870	818,310,310	947,996,939
Legal expenses	65,119,247	48,644,306	22,978,444
Postage, stamps, telecommunication etc.	411,000,956	408,781,265	478,456,893
Stationery, printing, advertisement etc.	3,224,031,540	4,185,699,523	4,660,671,331
Chief Executive's salary and fees	24,471,250	24,471,250	24,471,250
Directors' fees	4,534,312	4,626,142	11,387,339
Auditors' fees	6,729,906	7,871,545	8,949,104
Impairment of goodwill	54,905,518	-	246,289,821
Depreciation and repair of the bank's assets	5,383,326,638	6,400,036,242	7,717,588,633
Other expenses	4,002,904,043	4,308,309,733	4,885,781,126
Total operating expenses (b)	**26,392,087,449**	**30,720,363,542**	**36,389,816,007**
Profit before provisions (c = a-b)	**11,464,626,808**	**15,726,597,957**	**27,940,927,865**
Share of profit of associates	4,860,182	18,630,757	6,897,472
Gain on disposal of associates	2,049,419	-	-
Profit/(loss) before provisions (d)	**11,471,536,409**	**15,745,228,714**	**27,947,825,337**
Provision for loans/investments:			
Loans and advances	1,938,266,664	2,714,391,075	3,675,902,326
Off balance sheet items	204,740,420	168,284,002	68,776,791
Diminution in value of investments	20,539,430	21,830,293	(5,966,965)
Other provisions	25,072,342	17,851,857	110,984,150
Total provisions (e)	**2,188,618,856**	**2,922,357,227**	**3,849,696,302**
Net profit/(loss) before taxes (f= d-e)	**9,282,917,553**	**12,822,871,487**	**24,098,129,035**
Provision for taxation:			
Current tax expense	4,279,554,349	6,374,635,200	8,076,132,792
Deferred tax expense/(income)	(1,138,637,890)	(1,826,814,281)	1,703,514,288

Syed M Omar Tayub
Managing Director & CEO
Prime Bank Investment PLC
Head Office, Dhaka

M Masud Rana FCA
Additional Managing Director & CFO
BRAC Bank PLC.

Tareq Refat Ullah Khan
Managing Director & CEO
BRAC Bank PLC.

M Mahbubur Rahman FCS
Company Secretary
BRAC Bank PLC

Total provision for taxation (g)	**3,140,916,459**	**4,547,820,919**	**9,779,647,080**
Net profit/(loss) after taxation (f-g)	**6,142,001,094**	**8,275,050,568**	**14,318,481,955**
Attributable to:			
Equity holders of BRAC Bank PLC.	6,032,726,977	7,610,095,779	12,296,240,280
Non controlling interest	109,274,117	664,954,789	2,022,241,675
	6,142,001,094	**8,275,050,568**	**14,318,481,955**
Retained earnings brought forward from previous year	26,402,962,532	29,104,805,727	33,197,686,658
Net profit attributable to the equity holders of the Bank	6,032,726,977	7,610,095,779	12,296,240,280
Net effect of all items directly recognized in equity/Retained earnings	(104,780,581)	(34,683,376)	(118,275,676)
Profit available for appropriation	**32,330,908,928**	**36,680,218,130**	**45,375,651,262**

Syed M Omar Tayub
Managing Director & CEO
Prime Bank Investment PLC
Head Office, Dhaka

M Masud Rana FCA
Additional Managing Director & CFO
BRAC Bank PLC.

Tarun Abdullah Khan
Managing Director & CEO
BRAC Bank PLC.

M Mahbubur Rahman FCS
Company Secretary
BRAC Bank PLC

Cash Flow Statement (Consolidated)			
Particulars (in BDT)	2022	2023	2024
A. Cash flows from operating activities			
Interest receipts in cash	37,027,404,412	51,327,498,172	79,736,888,171
Interest payment	(10,349,004,887)	(19,250,808,417)	(37,423,309,982)
Dividend receipts	294,041,064	182,884,668	482,962,323
Fees and commission receipts in cash	44,272,347,942	52,084,822,417	63,831,021,026
Recoveries on loans previously written off	809,572,845	844,444,215	924,519,756
Cash payments to employees	(11,662,291,298)	(14,192,779,239)	(16,496,619,006)
Cash payments to suppliers	(34,548,797,836)	(38,724,756,653)	(46,993,076,878)
Income tax paid	(10,349,688,767)	(5,623,973,023)	(14,034,587,849)
Receipts from other operating activities	974,319,835	1,673,704,264	2,641,492,218
Payment for other operating activities	(5,719,985,459)	(6,101,211,508)	(5,782,403,177)
Operating cash flow before changes in operating assets and liabilities (i)	**10,747,917,851**	**22,219,824,896**	**26,886,886,602**
Increase/(decrease) in operating assets and liabilities			
Loans and advances	(90,450,491,062)	(108,143,716,294)	(103,559,832,721)
Other assets	(489,446,171)	(7,362,398,987)	(1,759,471,312)
Borrowings from other banks and financial institutions	33,868,200,314	23,066,183,302	5,160,498,297
Proceeds from issuance of affordable housing bond	4,751,000,000	-	-
Deposits from customers	80,144,248,765	139,740,992,457	181,625,529,289
Other liabilities	(946,110,206)	(3,949,721,724)	(567,919,881)
Cash utilized in operating assets and liabilities (ii)	**26,877,401,640**	**43,351,338,754**	**80,898,803,672**
Net cash flows from operating activities (i+ii) (a)	**37,625,319,491**	**65,571,163,650**	**107,785,690,274**
B. Cash flows from investing activities			
Treasury bills	1,155,677,121	(98,452,930,349)	69,482,282,515
Treasury bonds	(48,629,099,534)	23,257,735,239	(173,727,572,182)
Investment in shares	(615,054,764)	(1,026,840,637)	(1,344,861,973)
Sale/(Investment) in bonds	410,000,000	490,000,000	(650,000,000)
Acquisition of fixed assets	(3,541,043,054)	(3,847,205,997)	(5,739,806,230)
Disposal of fixed assets	17,736,063	54,889,381	118,023,290
Net cash used in investing activities (b)	**(51,201,784,168)**	**(79,524,352,363)**	**(111,861,934,580)**
C. Cash flows from financing activities			
Proceeds from issue of convertible preference shares	-	(44,851,300)	-
Proceeds from issue of ordinary shares	112,140,000		232,485,000
Proceeds from issuance of BBPLC 2nd subordinated bond	-	-	6,287,000,000

Syed M Omar Tayub
Managing Director & CEO
Prime Bank Investment PLC
Head Office, Dhaka

M Masud Rana FCA
Additional Managing Director & CFO
BRAC Bank PLC.

Tareq Refat Ullah Khan
Managing Director & CEO
BRAC Bank PLC.

M Mahbubur Rahman FCS
Company Secretary
BRAC Bank PLC

Cash dividend paid	(1,042,217,221)	(1,118,549,337)	(1,592,563,237)
Net cash flows from financing activities (c)	**(930,077,221)**	**(1,163,400,637)**	**4,926,921,763**
Net increase/(decrease) in cash (a+b+c)	**(14,506,541,898)**	**(15,116,589,350)**	**850,677,457**
Cash and cash equivalents at the beginning of the year	105,222,018,140	91,649,879,612	77,497,925,807
Effect of exchange rate changes on cash and cash equivalent	934,394,370	964,635,545	520,985,435
Cash and cash equivalents at the end of the year	**91,649,870,612**	**77,497,925,807**	**78,869,588,699**
Cash and cash equivalents at the end of the year:			
Cash in hand (including foreign currency)	11,918,023,476	11,416,440,336	15,000,490,086
Balance with Bangladesh bank and its agents bank(s) (including foreign currency)	19,953,525,473	28,150,953,478	30,852,940,917
Balance with other banks and financial institutions	52,950,426,764	34,928,586,993	32,263,729,696
Money at call on short notice	6,826,376,000	3,000,000,000	750,000,000
Prize Bond	1,527,900	1,945,000	2,428,000
	91,649,879,613	**77,497,925,807**	**78,869,588,699**
Net operating Cash flow per share (NOCFPS)	**23.39**	**37.05**	**60.91**

Syed M Omar Tayub
Managing Director & CFO
Prime Bank Investment PLC
Head Office, Dhaka

M Masud Rana FCA
Additional Managing Director & CFO
BRAC Bank PLC.

Managing Director & CEO
BRAC Bank PLC.

M Mahbubur Rahman FCS
Company Secretary
BRAC Bank PLC

Balance Sheet (Solo)			
Particulars (in BDT)	**2022**	**2023**	**2024**
PROPERTY AND ASSETS			
Cash	**31,776,214,097**	**39,349,037,573**	**45,551,288,177**
Cash in hand (including foreign currency)	11,922,668,624	11,198,084,095	14,698,347,260
Balance with Bangladesh Bank and its agent bank(s) (Including foreign currency)	19,853,545,473	28,150,953,478	30,852,940,917
Balance with other banks and financial institutions	**16,255,534,724**	**6,955,076,500**	**5,965,262,060**
Inside Bangladesh	11,127,982,840	2,11,111,723	3,438,563,039
Outside Bangladesh	5,127,551,884	6,743,964,777	2,526,699,021
Money at call on short notice	**6,826,376,000**	**3,000,000,000**	**750,000,000**
Investments	**64,287,682,264**	**115,657,479,057**	**204,351,738,373**
Government	58,827,869,673	107,556,755,200	194,166,365,832
Others	5,459,812,591	8,100,723,857	10,185,372,541
Loans and advances	**410,676,406,960**	**519,451,995,812**	**623,371,888,530**
Loans, cash credit, overdrafts etc.	221,303,533,974	284,368,118,906	360,790,260,778
Small and medium enterprises	187,247,111,913	232,338,801,248	260,345,475,823
Bills purchased & discounted	2,125,761,073	2,745,075,658	2,236,151,929
Fixed assets including premises, furniture and fixtures	**7,779,346,693**	**7,627,179,153**	**8,518,445,878**
Other assets	**25,658,493,269**	**34,672,366,064**	**41,613,101,198**
Non-banking assets	**11,341,700**	**10,141,700**	**10,978,565**
Total property and assets	**563,271,395,707**	**726,723,275,859**	**930,132,702,781**
LIABILITIES AND CAPITAL			
Liabilities			
Borrowings from other banks, financial institutions & agents	**38,685,377,271**	**41,716,714,285**	**50,331,428,570**
Borrowings from central bank & government agencies	**42,184,501,809**	**61,430,274,796**	**57,903,323,101**
Affordable housing bond	**4,751,000,000**	**4,751,000,000**	**4,751,000,000**
BBPLC 2nd subordinated bond	-	-	**6,287,000,000**
Money at call on short notice	-	**550,000,000**	**840,000,000**
Deposits and other accounts	**384,466,775,242**	**513,909,000,086**	**688,620,833,586**
Current accounts & other accounts	123,148,401,399	157,581,037,834	189,281,704,728
Bills payable	1,739,503,614	2,716,819,155	3,770,838,887
Savings deposits	71,890,957,598	79,097,018,100	99,483,397,129
Term deposits	185,088,946,361	260,948,521,302	386,909,329,738
Other deposits	2,598,966,270	13,565,603,695	9,175,563,104
Other liabilities	**34,765,631,817**	**40,584,257,402**	**45,955,060,739**

Syed M Omar Tayub
Managing Director & CEO
Prime Bank Investment PLC
Head Office, Dhaka

M Masud Rana FCA
Additional Managing Director & CFO
BRAC Bank PLC.

Tareq Rafaquilah Khan
Managing Director & CEO
BRAC Bank PLC.

M Mahbubur Rahman FCS
Company Secretary
BRAC Bank PLC

Total liabilities	**504,853,286,139**	**662,941,246,569**	**854,688,645,996**
Capital and shareholders' equity			
Paid up capital	14,965,853,280	16,088,292,270	17,697,121,490
Share premium	3,853,767,032	3,853,767,032	3,853,767,032
Statutory reserve	11,112,086,248	12,234,525,238	13,843,354,458
Dividend equalization fund	355,218,455	355,218,455	355,218,455
Revaluation reserve on govt. securities	1,337,245,165	183,523,000	949,752,769
Fair value gain/ (loss) on equity investment	7,671,468,018	7,944,001,202	8,233,329,679
Foreign currency translation reserve	323,536,914	459,993,992	774,293,942
Surplus in profit and loss account/Retained earnings	18,798,934,456	22,662,708,101	29,737,218,960
Total shareholders' equity	**58,418,109,568**	**63,782,029,290**	**75,444,056,785**
Total liabilities and shareholders' equity	**563,271,395,707**	**726,723,275,859**	**930,132,702,781**

Syed M Omar Tayub
Managing Director & CEO
Prime Bank Investment PLC
Head Office, Dhaka

M Masud Rana FCA
Additional Managing Director & CFO
BRAC Bank PLC.

Tareq Rezwan Ullah Khan
Managing Director & CEO
BRAC Bank PLC.

M Mahbubur Rahman FCS
Company Secretary
BRAC Bank PLC

Income Statement (Solo)			
Particulars (in BDT)	**2022**	**2023**	**2024**
Interest income	28,462,101,118	39,085,506,990	55,952,496,683
Interest paid on deposits and borrowing etc.	13,227,359,203	21,367,306,733	42,490,831,604
Net Interest Income	**15,234,741,915**	**17,718,200,257**	**13,461,665,079**
Investment income	5,184,549,425	7,575,677,526	21,264,723,577
Commission, exchange and brokerage	5,884,319,986	6,171,836,080	9,297,329,107
Other operating income	267,298,708	144,756,155	226,693,387
Total operating income (a)	**26,570,910,034**	**31,610,470,018**	**44,250,411,150**
Salaries and allowances	8,626,660,982	10,129,813,829	11,967,250,774
Rent, taxes, insurance, electricity etc.	507,158,511	576,282,623	642,571,657
Legal expenses	30,384,953	19,194,962	18,316,773
Postage, stamps, telecommunication etc.	308,505,338	297,625,871	357,490,900
Stationery, printing, advertisement etc.	396,662,334	602,519,872	641,288,609
Chief Executive's salary and fees	24,471,250	24,471,250	24,471,250
Directors' fees	2,552,000	2,138,400	7,350,200
Auditors' fees	1,840,000	2,070,000	2,277,000
Depreciation and repair of the bank's assets	2,304,559,343	2,483,790,345	2,938,796,247
Other expenses	3,238,866,402	3,542,298,151	4,223,364,347
Total operating expenses (b)	**15,441,661,113**	**17,680,205,303**	**20,823,177,757**
Profit before provisions (c = a-b)	**11,129,248,921**	**13,930,264,715**	**23,427,233,393**
Provision for loans/investments:			
Loans and advances	1,945,536,063	2,714,391,075	3,668,632,929
Off balance sheet items	204,740,420	168,284,002	68,776,791
Diminution in value of investments	20,539,430	21,830,293	(5,966,965)
Other provisions	19,572,571	13,008,797	104,289,372
Total provisions (d)	**2,190,388,484**	**2,917,514,167**	**3,835,732,127**
Total profit/(loss) before taxes (e= c-d)	**8,938,860,437**	**11,012,750,548**	**19,591,501,266**
Provision for taxation:			
Current tax expense	3,765,699,754	4,641,475,774	6,349,742,457
Deferred tax expense/(income)	(590,012,891)	(932,329,894)	1,105,589,048
Total provision for taxation (f)	**3,175,686,863**	**3,709,145,880**	**7,455,331,505**
Net profit after taxation (e-f)	**5,763,173,574**	**7,303,604,668**	**12,136,169,761**
Retained earnings brought forward from previous year	16,329,861,552	18,798,934,456	22,662,708,101
Net effect of all items directly recognized in equity/Retained earnings	(104,081,055)	522,000	(113,809,537)
Profit available for appropriation	**21,988,954,071**	**26,103,061,124**	**34,685,068,325**

Syed M Omar Tayub
Managing Director & CEO
Head Office, Dhaka

M Masud Rana FCA
Additional Managing Director & CFO
BRAC Bank PLC.

Tareq Refa Ullah Khan
Managing Director & CEO
BRAC Bank PLC.

M Mahbubur Rahman FCS
Company Secretary
BRAC Bank PLC

Cash Flow Statement (Solo)			
Particulars (in BDT)	**2022**	**2023**	**2024**
A. Cash flows from operating activities			
Interest receipts in cash	31,508,895,124	44,346,165,175	68,818,502,061
Interest payment	(10,508,367,195)	(19,298,835,439)	(37,809,408,857)
Dividend receipts	232,498,460	133,269,026	408,353,204
Fees and commission receipts in cash	5,884,319,987	6,171,836,080	9,297,329,106
Recoveries on loans previously written off	809,572,845	844,444,215	924,519,756
Cash payments to employees	(8,135,922,799)	(9,983,842,876)	(11,410,431,360)
Cash payments to suppliers	(680,215,058)	(881,509,543)	(1,002,160,655)
Income tax paid	(4,642,899,233)	(4,559,230,752)	(6,032,802,945)
Receipts from other operating activities	1,033,184,962	1,659,318,461	2,655,035,782
Payment for other operating activities	(5,385,487,007)	(5,810,455,216)	(5,507,518,181)
Operating cash flow before changes in operating assets and liabilities (i)	**10,115,580,086**	**12,621,159,131**	**20,341,417,911**
Increase/decrease in operating assets and liabilities			
Loans and advances	(89,464,175,973)	(108,775,588,852)	(103,919,892,718)
Other assets	(524,779,722)	(7,183,833,762)	(369,725,515)
Borrowings from other banks and financial institutions	33,559,411,231	22,827,110,001	5,377,762,590
Proceeds from issuance of affordable housing bond	4,751,000,000		
Deposits from customers	67,558,949,157	127,810,868,058	167,713,297,342
Other liabilities	(996,961,563)	1,580,898,351	(526,491,985)
Cash utilised in operating assets and liabilities (ii)	**14,883,443,130**	**36,259,453,796**	**68,274,949,714**
Net cash flows from operating activities (i+ii) (a)	**24,999,023,216**	**48,880,612,927**	**88,616,367,625**
B. Cash flows from investing activities			
Treasury bills	(422,721,002)	(81,394,427,080)	69,482,282,515
Treasury bonds	(13,316,198,255)	29,321,619,388	(155,325,663,377)
Sales/(Investment) in shares	(520,995,927)	(940,711,266)	(1,434,648,684)
Sales/(Investment) in bonds	410,000,000	490,000,000	(650,000,000)
Acquisition of fixed assets	(2,118,856,350)	(1,794,726,782)	(3,050,248,516)
Disposal of fixed assets	17,653,002	47,846,284	116,350,490
Net cash used in investing activities (b)	**(15,951,118,532)**	**(54,270,399,456)**	**(90,861,927,572)**
C. Cash flows from financing activities			
Proceeds from issuance of BBPLC 2nd subordinated bond	-	-	6,287,000,000

Syed M Omar Tayub
Managing Director & CFO
Prime Bank Investment PLC
Head Office, Dhaka

M Masud Rana FCA
Additional Managing Director & CFO
BRAC Bank PLC.

Tareq Refat Ullah Khan
Managing Director & CEO
BRAC Bank PLC.

M Mahbubur Rahman FCS
Company Secretary
BRAC Bank PLC

Dividend paid	(1,042,217,221)	(1,118,549,337)	(1,592,563,237)
Net cash flows from financing activities (c)	**(1,042,217,221)**	**(1,118,549,337)**	**4,694,436,763**
Net Increase/decrease in cash (a+b+c)	**8,005,687,463**	**(6,508,335,866)**	**2,448,876,816**
Cash and cash equivalents at the beginning of year	46,059,175,412	54,859,652,721	49,306,059,073
Effect of exchange rate changes on cash and cash equivalent	794,789,846	954,742,218	514,042,348
Cash and cash equivalents at the end of the year	**54,859,652,721**	**49,306,059,073**	**52,268,978,237**
Cash and cash equivalents at the end of the year:			
Cash in hand (including foreign currency)	11,822,688,624	11,198,084,095	14,698,347,260
Balance with Bangladesh Bank and its agents bank(s) (including foreign currency)	19,953,525,473	28,150,953,478	30,852,940,917
Balance with other banks and financial institutions	16,255,534,724	6,955,076,500	5,965,262,060
Money at call on short notice	6,826,376,000	3,000,000,000	750,000,000
Prize Bond	1,527,900	1,945,000	2,428,000
	54,859,652,721	**49,306,059,073**	**52,268,978,237**
Net operating cash flow per share (NOCFPS)	**15.54**	**27.62**	**50.07**

Syed M Omar Tayub
Managing Director & CEO
Prime Bank Investment PLC
Head Office, Dhaka

M Masud Rana FCA
Additional Managing Director & CFO
BRAC Bank PLC.

Tareq Rafiq Shah Khan
Managing Director & CEO
BRAC Bank PLC.

M Mahbubur Rahman FCS
Company Secretary
BRAC Bank PLC

13. KEY FINANCIAL RATIOS FOR THE LAST 3 YEARS

SL	Key Ratios (Solo)	2022	2023	2024
1	Current Ratio	N/A	N/A	N/A
2	Quick Ratio	N/A	N/A	N/A
3	Breakeven Point	N/A	N/A	N/A
4	Debt-Equity Ratio Before Bond Issue (times)	8.05	9.76	10.72
5	Debt-Equity Ratio After Bond Issue (times)	8.22	9.92	10.85
6	Debt-Total Assets (times)	0.83	0.86	0.87
7	Accounts Receivable Turnover Ratio	N/A	N/A	N/A
8	Gross Profit Margin %	67	60	51
9	Operating Income % of Average Assets	5.25	4.9	5.34
10	Net Profit Margin %	14	14	14
11	Return On Assets (ROA) %	1.14	1.13	1.46
12	Return On Equity (ROE) %	10.22	11.95	17.43
13	Earnings Per Share (EPS) in BDT	3.58	4.13	6.86
14	Net Asset Value (NAV) Per Share in BDT	36.31	36.04	42.63
15	Cost of Fund %	4.83	5.03	6.83
16	Cost Income Ratio %	58	56	47
17	Capital Adequacy Ratio / CRAR %	14.04	13.99	14.90
18	Non-Performing Loan Ratio (NPL) %	3.72	3.38	2.63
19	Total Debt to Tangible Asset Ratio (times)	70.25	92.13	104.53
20	Net Operating Cash Flow to Net Profit (times)	4.34	6.69	7.30
21	AD Ratio %	79.9	74.29	70.8

Tareq Refat Ullah Khan
Managing Director & CEO
BRAC Bank PLC.

M Habibur Rahman FCS
Company Secretary
BRAC Bank PLC

Syed M Omar Tayub
Managing Director & CEO
Prime Bank Investment PLC
Head Office, Dhaka

M Masud Rana FCA
Additional Managing Director & CFO
BRAC Bank PLC.

14. CREDIT RATING SUMMARY

Credit Rating Status of BRAC Bank Social Subordinated Bond

Date of Declaration	Valid Till	Long Term Rating	Short Term Rating	Outlook
June 24, 2025	December 23, 2025	AA_1(HyB)	N/A	Stable
Credit Rating Agency: Credit Rating Agency of Bangladesh (CRAB)				

Credit Rating Agency of Bangladesh (CRAB) has assigned an AA_1(HyB) rating to BRAC Bank PLC's proposed BDT 10,000 million Social Subordinated Bond, with a stable outlook. The rating reflects the bank's strong credit profile, adequate capitalization, and the subordinated nature of the instrument. CRAB's assessment incorporates BRAC Bank's audited financials as of December 31, 2024, alongside prevailing market factors.

Credit Rating Status of BRAC Bank PLC.

Date of Declaration	Valid Till	Long Term Rating	Short Term Rating	Outlook
May 21, 2025	30 June 2026	AAA	ST-1	Stable
Credit Rating Agency: Credit Rating Agency of Bangladesh (CRAB)				

Credit Rating Agency of Bangladesh (CRAB) has confirmed BRAC Bank PLC.'s credit ratings: "AAA" for the long term and "ST-1" for the short term, both with a stable outlook. This decision followed a detailed review of the bank's operational and financial performance, considering its financials up to December 31 2024, and other relevant market factors.

Tareq Refat Ullah Khan
Managing Director & CEO
BRAC Bank PLC.

M Mahbubur Rahman FCS
Company Secretary
BRAC Bank PLC

Syed M Omar Tayub
Managing Director & CEO
Prime Bank Investment PLC
Head Office, Dhaka

M Masud Rana FCA
Additional Managing Director & CFO
BRAC Bank PLC

15. LATEST DEFAULT STUDY & TRANSITION MATRIX

CRAB RATINGS' DEFAULT STUDY 2024

Rating Category	1-Year Default Rate	3-Year Cumulative Default Rate (CDR)
AAA	0.00%	0.00%
AA	0.00%	0.00%
A	0.00%	0.00%
BBB	0.00%	0.00%
BB	0.00%	0.00%
B	0.00%	0.00%
CCC	0.00%	0.00%

Note: Default study considers the Bond ratings only.

CRAB Ratings' Transition Matrix – 2024

Previous Rating	AAA	AA	A	BBB	BB	B	CCC
AAA	100.00%	0.00%	0.00%	0.00%	0.00%	0.00%	0.00%
AA	0.00%	99.99%	0.01%	0.00%	0.00%	0.00%	0.00%
A	0.00%	0.01%	99.82%	0.17%	0.00%	0.00%	0.00%
BBB	0.00%	0.00%	0.31%	99.68%	0.01%	0.00%	0.00%
BB	0.00%	0.00%	0.00%	0.05%	99.95%	0.00%	0.00%
B	0.00%	0.00%	0.00%	0.00%	0.00%	100.00%	0.00%
CCC	0.00%	0.00%	0.00%	0.00%	0.00%	0.00%	0.00%

Tareq Refat Ullah Khan
Managing Director & CEO
BRAC Bank PLC

M Mahbubur Rahman FCS
Company Secretary
BRAC Bank PLC

M Masud Rana FCA
Additional Managing Director & CFO
BRAC Bank PLC.

Syed M Omar Tayub
Managing Director & CEO
Prime Bank Investment PLC
Head Office, Dhaka

16. DESCRIPTION OF TRUSTEE

Prime Bank Investment Ltd (PBIL), a subsidiary of Prime Bank Ltd started its journey from April 28, 2010 vide certificate of incorporation no. C-84266/10. It is one of the leading investment banks of the country with a paid-up capital of BDT 3,000 million. The PBIL has been operating actively in the capital market since 2006 and its management has over one decade of experience. The Board of Directors consists of highly experienced scholars including economists and the people with entrepreneurial records of accomplishment and business development.

The functions of investment banking were separated from Prime Bank Limited by forming a subsidiary company in terms of Bangladesh Bank's BRPD circular no. 12 dated 14 October 2009. Bangladesh Securities and Exchange Commission (SEC) thereafter issued a full-fledged merchant banking license in favor of Prime Bank Investment Limited, vide letter no. SEC/Reg/MB/SUB/2010/03/208 dated 02 June 2010 with effect from 01 June 2010.

Being one of the largest investment banks in the country, the PBIL offers various services such as mergers, acquisitions related services, business valuation, syndication and structured finance, issue management, corporate advisory, trustee, underwriting, and portfolio management services to its clients. Considering its strong clientele base, expertise of its management and support from the parent company, the PBIL has the competitive advantage in providing investment banking related services to its clients.

Equity Position:

Authorized Capital	BDT 10,000 million
Paid-up Capital	BDT 3,000 million
Net worth	BDT 3,197 million

Vision

Our vision is to be the leading investment bank, driving economic prosperity through innovative financial solutions. As architects of capital, we aim to propel businesses forward with integrity, expertise, and enduring partnerships, becoming the trusted catalyst for sustainable success in capital markets and creating lasting value for clients and communities.

Shareholding Position of PBIL:

as of 31st December 2024

Sl.	Name of Shareholders	No. of Shares	%
1.	Prime Bank Limited	299,999,994	99.99
2.	Others	06	0.01
Net Worth		**300,000,000**	**100**

Tareq Refatullah Khan
Managing Director & CEO
BRAC Bank PLC.

M Masud Rana FCA
Additional Managing Director & CFO
BRAC Bank PLC.

M Mahbubur Rahman
Company Secretary
BRAC Bank PLC

Syed M Omar Tayub
Managing Director & CEO
Prime Bank Investment PLC
Head Office, Dhaka

Board of Directors of the PBIL:

Sl.	Name of the Director	Position
1	Mr. C Q K Mustaq Ahmed	Chairman (Representing Prime Bank Limited)
2	Mr. Azam J Chowdhury	Director
3	Mr. Anwaruddin Chowdhury FCA	Director
4	Mr. Hassan O. Rashid	Director (Representing Prime Bank Limited)
5	Mr. Md. Ziaur Rahman	Director
6	Syed M Omar Tayub	Managing Director & CEO

Currently Acting as a Trustee of Debt Securities:

SL No	Name of the Issuer	Name of the Issue	Maturity Period	IM issue date	Date of completion of the subscription	Issue Amount	Defaults (if any)
1	North-West Power Generation Company Limited	Non-Convertible Redeemable Corporate Bond	07 years	Nov 20, 2019	Nov 10, 2021	10,000	N/A
2	Aamra Networks Limited	Zero Coupon Bond	05 years	July 21, 2020	150 million subscribed as on Dec 22, 2021	1,000	N/A
3	Midland Bank Limited	Fully Redeemable Non-Convertible Non-Listed Unsecured Zero Coupon Bond	05 years	-	-	5,060	N/A
4	City Auto Rice and Dal mills limited	Non-Convertible Zero Coupon Bond	03 years	Nov 06, 2023	1550 million subscribed as on June 23, 2025	3,500	N/A
5	United Commercial Bank Limited	UCB 2nd Perpetual Bond	N/A	Dec 24, 2023	1700 million subscribed as on June 23, 2025	3,000	N/A
6	Navana Pharmaceuticals PLC.	Navana Pharmaceuticals Partial Convertible Bond	05 years	-	80 million subscribed as on June 23, 2025	1,500	

Tareq Refat Ullah Khan
Managing Director & CEO
BRAC Bank PLC.

M Masud Rana FCA
Additional Managing Director & CFO
BRAC Bank PLC.

M Mahbubur Rahman
Company Secretary
BRAC Bank PLC

Syed M Omar Tayub
Managing Director & CEO
Prime Bank Investment PLC
Head Office, Dhaka

Due Diligence:

PBIL
Powering Investment Solutions

PBIL/HO/2025/319 June 25, 2025

Due Diligence Certificate of the Trustee

To
The Bangladesh Securities and Exchange Commission
Securities Commission Bhaban
E-6/C, Agargaon
Sher-e-Bangla Nagar Administrative Area
Dhaka-1207, Bangladesh

Sub: Issuance of 10,000 Unsecured, Non-Convertible, Unsecured, Fully Redeemable, Coupon Bearing, Floating Rate, BRAC Bank Social Subordinated Bond of Tk. 1,000,000 (face value) each of Brac Bank PLC.

We, the under-noted trustee to the above-mentioned forthcoming issue, state individually and collectively as follows:

1. We, while acting as trustee to the above-mentioned issue on behalf of the investors, have examined the draft Information Memorandum, legal and other documents and materials as relevant to our decision; and
2. On the basis of such examination and the discussions with the issuer, its directors and officers, and other agencies; independent verification of the statements concerning objects of the issue and the contents of the documents and other materials furnished by the issuer

WE CONFIRM THAT:

a) all information and documents as are relevant to the issue have been received and examined by us and the draft IM and draft deed of trust forwarded to the Commission has been approved by us;
b) we have also examined all documents of the assets to be charged (none in the case of this issuance in discussion) with the trust and are satisfied that the assets bear the value, title and charge status as disclosed in the IM;
c) while examining the above documents, we find that all the requirements of the Bangladesh Securities and Exchange Commission (Debt Securities) Rules, 2021 have been complied with;
d) we shall act as trustee to the issue as mentioned above as per provisions of the deed of trust to be executed with the issuer or the originator, as applicable and shall assume the duties and responsibilities as described in the deed of trust and in the IM;
e) we shall also abide by the Bangladesh Securities and Exchange Commission (Debt Securities) Rules, 2021 and conditions imposed by the Commission as regards of the issue; and
f) the above declarations are unequivocal and irrevocable

For Trustee,

Syed M Omar Tayub
Managing Director & CEO

Prime Bank Investment Limited
(A Subsidiary of Prime Bank PLC)
Corporate Office: Tajwar Centre (5th Floor), House: 34, Road No: 19/A, Block: E, Banani, Dhaka- 1213
PBIL Contact Center: 09678771773, Phone: +8802-48810315-16, Fax: +8802-48810314, Email: info@pbil.com.bd

Tareq Refat Ullah Khan
Managing Director & CEO
BRAC Bank PLC.

M Mamunur Rashid FCS
Company Secretary
BRAC Bank PLC

Syed M Omar Tayub
Managing Director & CEO
Prime Bank Investment PLC
Head Office, Dhaka

M Masud Rana FCA
Additional Managing Director & CFO
BRAC Bank PLC.

17. MODUS OPERANDI OF THE ISSUE

Upon receiving the Consent Letter, the Information Memorandum shall be published by the Issuer on its official website, within the timeframes specified in the Consent Letter; provided further that a notice regarding the publication of Information Memorandum in the website mentioning web-addresses shall be circulated in at least one Bangla and one English language national daily newspaper. The approved Information Memorandum shall be made available in the website of the Issuer until the final date for subscription of the Bonds. The Bonds thereafter shall be distributed 100% through private placement on a best effort basis. Each Investor (Bondholder) shall enter into a separate Subscription Agreement with respect to their investment with the Issuer and shall be bound by the terms and conditions contained in the Subscription Agreement and the Trust Deed containing in details the rights and obligations of the Investor(s).

The Issuance of Bond

Notwithstanding anything contained anywhere in this Trust Deed, the Bonds shall be issued in dematerialised form as per the CDBL Bye Laws and the Issuer shall apply to the respective stock exchange(s) for listing in the Alternative Trading Board (ATB) immediately from the date of availing ATB facilities under the Bangladesh Securities and Exchange Commission (Alternative Trading System) Rules, 2019 and respective regulations of the stock exchange(s) in this regard.

The Bond shall be rated by the Credit Rating Agency and its periodical surveillance rating shall be done by the Credit Rating Agency in line with the provisions of the Credit Rating Companies Rules, 1996 up to the full and final redemption or conversion of the issued securities.

Allotment

On each of the Closing Date, to be determined, the Issuer shall allot and issue the Bonds to the Investor(s). The Bonds will be allotted according to the Rules.

Refund

Not applicable at the time of Issuance. However, subject to receiving proper consent from the regulatory authorities Refund in relation to the subscription may be possible upon mutual agreement between the Issuer and each Bondholder.

Transfer

Bonds are transferable subject to the Terms and Conditions set out in the Trust Deed.

Repayment and Redemption features of the Bond

The Coupon generated on the Bonds shall be generally paid semi-annually beginning at the end of 6thmonths from Issue Dates, provided that, in case a bond is issued on a Re-issue Date then from the Re-issue Date. The Coupon Payment Dates shall be determined depending upon the Issue Date, Subsequent Issue Dates. Unless previously redeemed or purchased or cancelled, the principal of the Bonds will amortize, and paid annually on a pro rata basis to the Bondholders in instalments in accordance with the respective redemption schedule of the Bonds mentioned in Clause 3.2 (Redemption Schedule for the Issue Subscribed by the Investor) of the Subscription Agreement.

Syed M Omar Tayub
Managing Director & CEO
Prime Bank Investment PLC
Head Office, Dhaka

M Masud Rana FCA
Additional Managing Director & CFO
BRAC Bank PLC.

M Mahbubur Rahman FCS
Company Secretary
BRAC Bank PLC

Tareq Refat Ullah Khan
Managing Director & CEO
BRAC Bank PLC.

Trading and listing with the Stock Exchange

The Issuer shall apply to the respective stock exchange(s) for listing in the Alternative Trading Board (ATB) immediately from the date of availing ATB facilities under the Bangladesh Securities and Exchange Commission (Alternative Trading System) Rules, 2019 and respective regulations of the stock exchange(s) in this regard, and comply with the regulatory requirements and guidelines relating to listing circulated from time to time.

Details of conversion or exchange option

Not Applicable.

Syed M Omar Tayub
Managing Director & CEO
Prime Bank Investment PLC
Head Office, Dhaka

M Masud Rana FCA
Additional Managing Director & CFO
BRAC Bank PLC.

M Mahbubur Rahman FCS
Company Secretary
BRAC Bank PLC

Tareq Refat Ullah Khan
Managing Director & CEO
BRAC Bank PLC.

18. COST STRUCTURE

Particulars	Metric	Approximate Costs
A. Non-Regulatory Fees		**42,032,500**
Arrangement Fee	*0.3% of Capital Raised*	30,000,000
Legal Fee (Total)	*200,000 one time*	200,000
Credit Rating Fee (Total)	*150,000 per year*	1,050,000
Annual Trustee Fee (Total)	*400,000 per year*	2,800,000
External Opinions & Audit	*At Actual*	2,500,000
VAT on Non-Regulatory Fee	*15%*	5,482,500
B. Regulatory Fees		**14,866,000**
BSEC Application Fee	*At Actual*	10,000
BSEC Consent Fee	*0.10% on Face Value*	10,000,000
BSEC Trustee Application Fee	*At Actual*	50,000
BSEC Trustee Registration Fee	*At Actual*	100,000
BSEC Annual Trustee Fee (Total)	*50,000 per year*	350,000
Trust Deed Stamp Duty	*At Actual*	1,300,000
CDBL Connection Fee	*At Actual*	6,000
CDBL General Fee	*0.015% on Face Value*	1,500,000
CDBL Security Deposit	*At Actual*	500,000
CDBL Annual Fee (Total)	*20,000 per year*	140,000
ATB Application Fee	*At Actual*	10,000
ATB Listing Fee	*At Actual*	200,000
ATB Annual Listing Fee (Total)	*100,000 per year*	700,000
C. Incidental Expenses	*At Actual*	**1,000,000**
D. Printing and Promotions	*At Actual*	**1,000,000**
Total Cost (A+B+C+D)		**58,898,500**

Syed M Omar Tayub
Managing Director & CEO
Prime Bank Investment PLC
Head Office, Dhaka

M Masud Rana FCA
Additional Managing Director & CFO
BRAC Bank PLC.

M Mahbubur Rahman FCS
Company Secretary
BRAC Bank PLC

Tareq Refat Ullah Khan
Managing Director & CEO
BRAC Bank PLC.