

MACROECONOMY

EXCHANGE RATE

Currency	Buying	Selling
USD	122.25	122.29
EUR	143.52	143.58
GBP	163.42	163.58

MONEY MARKET

Indicator	Current	Previous
Call Money	9.97	10.01
Repo (Policy)	10.00	9.50
Reverse Repo (Policy)	8.00	8.50

FOREX RESERVE

Month	MN US\$
November, 2025	31,072.00
October, 2025	32,335.20
September, 2025	31,426.80

REMITTANCE

Month	MN US\$	BN TK.
October, 2025	2,563.48	312.65
September, 2025	2,685.56	326.94
August, 2025	2,421.89	294.79

T-BILL & T-BOND RATES

Particulars	Rates (%)
91 days T-Bill	10.55
182 days T-Bill	10.21
364 days T-Bill	10.69
2 Years T-Bond	10.10

COMMODITY MARKET

Commodity	Unit	Close Price	Change (%)
Crude Oil (Brent)	USD/Bbl	61.12	(0.00)
Gold	USD/t.oz	4298	0.00
Wheat	USD/bu	530.25	(0.01)
Natural gas	USD/MMBtu	4.113	(0.03)

BANK DEPOSIT

Particulars	Oct, 2025	Oct, 2024
Demand Deposits	1,951,535	1,945,812
Time Deposits	17,289,681	15,606,363
Total Deposit	19,241,216	17,552,175
Total Advances	17,459,984	16,475,380

CAPITAL MARKET

MARKET SUMMARY

Market Movement	Today	Prev. Day	Change	% Change
DHAKA STOCK EXCHANGE (DSE)				
DSE BROAD INDEX (DSEX)	4933	4964	(31)	↓ -0.62%
DSE BLUECHIP SHARE INDEX (DS30)	1891	1903	(12)	↓ -0.62%
Market Capitalization	6,835,935	6,863,682	(27748)	↓ -0.40%
Market Turnover (Tk. In MN)	4575	4638	(63)	↓ -1.35%
CHITTAGONG STOCK EXCHANGE (CSE)				
CSE50	1060	1065	(5.04)	↓ -0.47%
CASPI	13847	13872	(25.19)	↓ -0.18%
Trade Volume (MN)	2.50	2.49	0.01	↑ 0.36%
Market Turnover (MN)	124.05	135.05	(11.00)	↓ -8.15%

TOP 10 LOW P/E COMPANIES

Instrument	Sector	P/E
MERCANBANK	BANK	4.12
PUBALIBANK	BANK	4.26
SHAHJABANK	BANK	4.69
JAMUNABANK	BANK	4.75
CITYBANK	BANK	5.09
PRIMEBANK	BANK	5.50
SOUTHEASTB	BANK	6.03
UTTARABANK	BANK	6.18
EBL	BANK	6.26
TRUSTBANK	BANK	6.33

INTRA DAY HIGHLIGHTS

Listed Securities	A	B	N	Z	Total
Issues Advanced	46	19	0	14	79
Issues Declined	136	50	0	63	249
Issues Unchanged	34	9	0	20	63
Total Issues Traded	216	78	0	97	391

RECENT CORPORATE DECLARATIONS

Company	YR End	Div/Ofr Price	Record Date	AGM/RGT
BDTHAI	30-Jun-25	0%	14-Dec-25	30-Dec-25
FORTUNE	30-Jun-25	0.5%C	15-Dec-25	30-Dec-25
GOLDENSON	30-Jun-25	0%	15-Dec-25	30-Dec-25
SAMATALETH	30-Jun-25	0%	18-Dec-25	31-Dec-25

TODAY'S TOP 10 MARKET MOVERS

Instrument	LTP	High	Low	YCP	Close	% Chg	Value (MN)
ORIONINFU	377.70	378.90	365.60	372.20	378.00	↑ 0.02	147.45
LOVELLO	72.00	73.00	70.10	70.80	72.00	↑ 0.02	126.42
MONNOFABR	22.10	23.30	21.80	22.70	22.00	↓ -0.03	124.30
ASIATICLAB	55.00	57.20	53.00	56.50	55.00	↓ -0.03	102.84
FINEFOODS	367.10	373.50	362.20	368.00	367.00	↓ 0.00	98.43
DOMINAGE	27.60	28.60	27.40	28.30	28.00	↓ -0.01	94.39
ACMEPL	16.90	17.70	16.80	17.50	17.00	↓ -0.03	88.21
SIMTEX	22.40	23.40	22.20	23.10	22.00	↓ -0.05	85.95
RAHIMAFOOD	144.20	145.60	138.90	138.30	144.00	↑ 0.04	81.78
KBPPWBIL	54.80	57.40	54.10	56.50	55.00	↓ -0.03	78.44

TODAY'S TOP 5 GAINERS & LAGGERS

Instrument	Close	High	Low	YCP	Change	% Change
1STPRIMFMF	20.90	20.90	19.20	19.00	1.90	10.00%
BANGAS	124.80	124.80	114.90	113.50	11.30	9.96%
RELANCE1	14.90	14.90	13.00	13.60	1.30	9.56%
APEXTANRY	61.10	61.60	57.90	57.60	3.50	6.08%
DSHGARME	116.10	119.00	110.00	109.50	6.60	6.03%
ZEALBANGLA	154.50	154.50	154.50	171.60	-17.10	-9.97%
FASFIN	0.73	0.73	0.73	0.81	-0.08	-9.88%
USMANIAGL	33.40	33.40	33.20	36.80	-3.40	-9.24%
NORTHERN	102.50	102.50	101.60	111.70	-9.20	-8.24%
SHYAMPSUG	186.40	186.40	184.80	202.50	-16.10	-7.95%

WEEKLY TOP 5 GAINERS

Instrument	LTP	LWCP	Change	% Chg
INTECH	31.60	25.70	5.90	23%
HRTEX	18.90	15.40	3.50	23%
FIRSTFIN	2.90	2.40	0.50	21%
SONARGAON	30.50	25.30	5.20	21%
YPL	18.60	15.50	3.10	20%

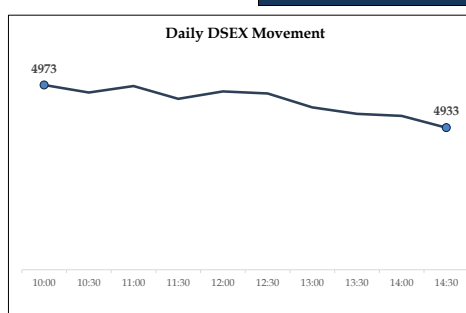
WEEKLY TOP 5 LAGGERS

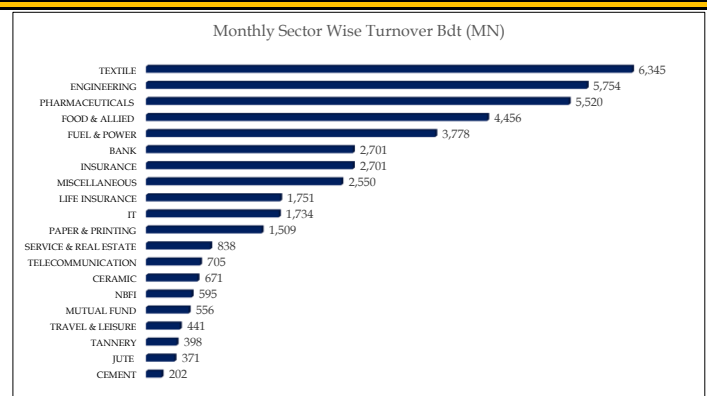
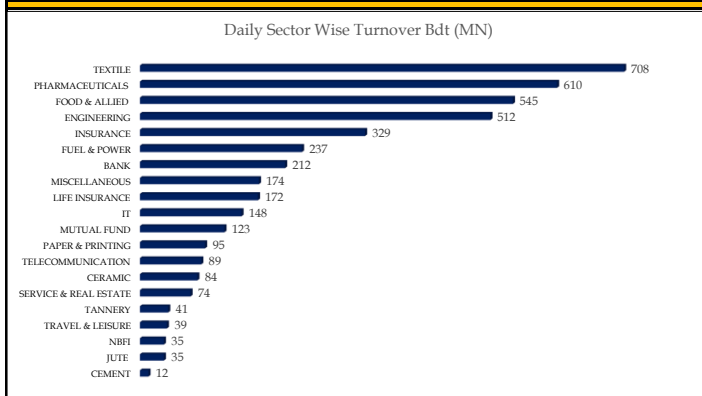
Instrument	LTP	LWCP	Chg	% Chg
SHYAMPSUG	186.40	200.20	-13.80	-7%
GP	259.00	278.20	-19.20	-7%
IBBLPBOND	630.00	679.00	-49.00	-7%
FASFIN	0.73	0.81	-0.08	-10%
MPETROLEUM	191.20	212.40	-21.20	-10%

STATUS: HIGH CAP COMPANIES

Company	FF Mkt. Cap (MN)	Turnover (MN)	
		Daily	Weekly
SQURPHARMA	73,607	43	289
ISLAMIBANK	46,959	7	31
WALTONHIL	44,240	4	23
GP	31,580	46	222
BATBC	30,364	11	71
PUBALIBANK	27,799	6	54
BRACBANK	26,213	49	195
CITYBANK	23,233	36	240
BXPBARMA	20,908	18	90
RENATA	13,272	2	26

MARKET MOVEMENT





Sector	Mkt Cap (BDT BN)	Sector Return	PE(x)	Daily Turnover (BDT MN)	Turnover Δ%	Turnover as % of Mkt. Cap
JUTE	2,696.17	-0.72%	27.33	34.82	-21.41%	1.29%
IT	22,468.61	-1.55%	15.18	148.23	-14.71%	0.66%
TEXTILE	113,459.04	0.18%	10.89	707.77	6.99%	0.62%
CERAMIC	17,279.74	-0.53%	88.28	83.79	11.06%	0.48%
PAPER & PRINTING	20,290.49	-1.07%	22.83	95.02	-1.21%	0.47%
SERVICE & REAL ESTATE	19,917.30	0.12%	12.57	73.77	8.38%	0.37%
INSURANCE	126,795.39	-2.56%	13.49	328.84	-19.24%	0.26%
FOOD & ALLIED	240,068.28	-0.36%	16.5	544.96	27.82%	0.23%
ENGINEERING	246,021.93	-2.54%	10.89	512.06	-12.98%	0.21%
TANNERY	20,636.17	0.01%	53.08	41.14	11.04%	0.20%
TRAVEL & LEISURE	32,233.95	-1.48%	13.57	39.18	13.47%	0.12%
PHARMACEUTICALS	535,384.10	-0.22%	0	609.55	7.79%	0.11%
FUEL & POWER	269,495.42	-0.70%	4.27	236.66	-26.90%	0.09%
MISCELLANEOUS	211,962.50	-0.28%	15.2	173.77	-27.77%	0.08%
NBFI	84,551.34	-1.56%	9.94	34.85	-9.72%	0.04%
BANK	640,836.30	-2.76%	5.94	212.03	-9.95%	0.03%
TELECOMMUNICATION	521,883.28	-1.87%	12.93	89.49	-3.79%	0.02%
CEMENT	85,991.24	-0.51%	12.66	12.29	-72.04%	0.01%

Script	Turnover as % of Free Float	Return %	Close Price	P/E	RSI (14)	Williams (14)	SMA (20)	SMA (200)
BDTHAIFOOD	14.35%	0.00%	15.40	11.92	62.76	-36.71	12.84	14.02
SIMTEX	12.81%	0.20%	22.40	22.69	33.95	-98.37	27.73	20.44
INTECH	10.01%	2.10%	31.60	-0.53	58.63	-30.68	28.27	24.24
STANDARINS	9.29%	1.90%	42.20	22.42	65.40	-25.25	37.05	37.67
SONARGAON	7.42%	2.00%	30.50	18.36	61.70	-30.38	26.84	34.58
MONNOFABR	6.65%	1.80%	22.10	25.42	63.24	-28.57	20.02	16.35
ACMEPL	6.00%	0.70%	16.90	16.31	54.15	-42.42	16.36	14.58
DOMINAGE	5.41%	1.20%	27.60	17.14	75.29	-21.21	24.50	15.36
ANWARGALV	4.75%	2.70%	91.20	4.24	52.49	-52.23	90.57	71.78
TILIL	4.55%	1.00%	45.70	12.13	56.31	-27.91	41.96	47.43

MARKET NEWS:

SYMBOL	SUBJECT	NEWS
GHCL	Q1 Financials	(Q1 Un-audited): EPS was Tk. (0.85) for July-September 2025 as against Tk. (1.10) for July-September 2024. NOCFPS was Tk. 0.85 for July-September 2025 as against Tk. 0.61 for July-September 2024. NAV per share was Tk. 71.05 as on September 30, 2025 and Tk. 71.89 as on June 30, 2025. Significant Variances in EPS, NOCFPS, and NAV: The notable deviations in EPS, NOCFPS, and NAV between the quarterly periods reflect
MONNOAGML	Category Change	The Company has been placed in 'B' category from existing 'A' category with effect from today i.e., December 14, 2025 as the Company has approved 5% Cash Dividend for the year ended June 30, 2025.

DISCLAIMER

This report (The Daily Market Insight) has no regard to the specific investment objectives, financial situation or particular needs of any specific recipient. The report is published solely for informational purposes and is not to be construed as a solicitation or an offer to buy or sell any security. The report is based on information obtained from sources believed to be reliable but is neither guaranteed as being accurate, nor is it a complete statement or summary of the securities, markets or developments referred to in the report. The report should not be regarded by recipients as a substitute for the exercise of their own judgment. Any opinions expressed herein are subject to change without notice. Neither BRAC EPL Investments Limited nor any of its employees accept no liability whatsoever for any loss or damage of any kind arising out of the use all or any part of this report. The information provided in this document is not intended for distribution to, or use by, any person or entity in any jurisdiction or country where such distribution or use would be contrary to law or regulation or which would subject BRAC EPL Investments Limited or its affiliates to any registration requirement within such jurisdiction or country. No part of this report may be reproduced or distributed in any manner without the written permission of BRAC EPL Investments Limited. This disclaimer applies to the Report in their entirety, irrespective of whether the Report is used or viewed in whole or in part.

BRAC EPL INVESTMENTS LIMITED

MD. ABDULLAH ABU SYADE, HEAD OF STRATEGY & INVESTMENT

TAWHIDUL ISLAM, RESEARCH INTERN

MOHAMMAD MIFTAHUL ISLAM MIA, RESEARCH INTERN